

London to Kettering, Corby, Leicester, Nottingham, Derby, Chesterfield and Sheffield

Mondays to Fridays

Operator 1st Class/Reservations/Bus Catering facilities	EM 1◇ ↖	EM ◇	EM 1◇ ↖	EM 1◇ ↖	EM ◇	EM 1◇ ↖	EM ◇	EM ◇	EM 1◇ ↖	EM 1◇ ↖	EM ◇	EM ◇	EM 1◇ ↖	EM 1◇ ↖	EM ◇	EM ◇	EM ◇	EM 1◇ ↖
St Pancras International (STP) ④⑤ d				0527					0545	0559	0605	0617			0635		0647	0702
Luton Airport Parkway (LTN) ← 7 d									0607			0643					0709	
Luton (LUT) 10 d									0610			0646					0712	
Bedford (BDM) 7 d									0626		0639	0701			0711		0728	
Wellingborough (WEL) d									0637	0642		0713					0739	
Kettering (KET) a									0644		0653	0721			0726		0747	
Kettering (KET) d			0606						0646		0654	0722			0727		0748	
Corby (COR) d									0654a			0730a					0756a	
Oakham (OKM) a																		
Melton Mowbray (MMO) a																		
Market Harborough (MHR) d			0618								0704				0737			
Leicester (LEI) a			0632	0636		↖			0705	0718				0749			0808	
Leicester (LEI) d	0548	0631	0641	0637	0638	0641			0706	0719		0741	0743	0750			0809	
Syston (SYS) d		0639	↖		0646							0749						
Sileby (SIL) d		0644			0651		↖					0754					↖	
Barrow Upon Soar (BWS) d		0648			0657		0657					0758					0758	
Loughborough (LBO) d	0600	0653a		0647	↖	0653	0703				0729	↖	0753		0804		0813	
East Midlands Parkway (EMD) ← 4 d	0607			0655		0700	0713				0737		0800		0813		0821	
Attenborough (ATB) d							0721										0820	
Beeston (BEE) d						0707	0725				0743						0824	
Nottingham (NOT) 8 a						0713	0732				0750				0821		0830	
Newark Castle (NCT) a							0803										0901	
Lincoln (LCN) a							0836										0933	
Grimsby Town (GMB) a																	1028	
Long Eaton (LGE) d	0613			0659										0805				
Derby (DBY) 6 a	0622			0708							0729			0814				0830
Chesterfield (CHD) a	0642			0727							0747			0832				0851
Sheffield (SHF) 7 a	0708			0742							0802			0845				0906

Operator 1st Class/Reservations/Bus Catering facilities	EM 1◇ ↖	EM ◇	EM 1◇ ↖	EM ◇	EM 1◇ ↖	EM ◇	EM ◇	EM 1◇ ↖	EM 1◇ ↖	EM ◇	EM ◇	EM 1◇ ↖	EM 1◇ ↖	EM ◇	EM ◇	EM ◇	EM 1◇ ↖	EM 1◇ ↖
St Pancras International (STP) ④⑤ d	0705	0718	0730		0735			0749	0803	0806	0818	0832		0835		0847	0902	0905
Luton Airport Parkway (LTN) ← 7 d		0742						0811			0841					0912		
Luton (LUT) 10 d		0745						0814			0845					0915		
Bedford (BDM) 7 d		0800						0830			0901					0930		
Wellingborough (WEL) d	0751	0811						0841			0912					0941		
Kettering (KET) a	0757	0819			0825			0848		0854	0920			0925		0950		0955
Kettering (KET) d	0758	0820			0826			0849		0856	0921			0926		0951		0956
Corby (COR) d		0828a						0857a			0929a					0959a		
Oakham (OKM) a																		
Melton Mowbray (MMO) a																		
Market Harborough (MHR) d	0808				0836					0906				0936				1006
Leicester (LEI) a	0822		0839		0848			0908	0919		0939			0948			1009	1020
Leicester (LEI) d	0825		0840	0841	0849			0909	0920		0940	0944	0950				1010	1021
Syston (SYS) d				0849								0952						
Sileby (SIL) d				0854		↖						0958			↖			
Barrow Upon Soar (BWS) d				0858		0858						1003			1003			
Loughborough (LBO) d	0835		0850	↖		0904				0930		0950	↖		1008			1031
East Midlands Parkway (EMD) ← 4 d	0842		0857			0913				0938		0958			1017			1039
Attenborough (ATB) d						0918									1024			
Beeston (BEE) d	0849					0922				0946					1028			1045
Nottingham (NOT) 8 a	0859				0911	0929			0953				1011		1034			1051
Newark Castle (NCT) a						0957									1058			
Lincoln (LCN) a						1027									1131			
Grimsby Town (GMB) a															1226			
Long Eaton (LGE) d			0902									1002						
Derby (DBY) 6 a			0911					0930				1011					1030	
Chesterfield (CHD) a			0929					0948				1029					1049	
Sheffield (SHF) 7 a			0943					1001				1042					1105	

For the complete service between London, Luton and Bedford see table 051

For the complete service between Attenborough and Nottingham see table 056

For the complete service between Nottingham, Lincoln and Grimsby see table 057

For the complete service between Derby, Chesterfield and Sheffield see table 053

NOTES (see introductory pages for explanation of train operator codes and standard symbols)

a Arrival time

d Departure time

London to Kettering, Corby, Leicester, Nottingham, Derby, Chesterfield and Sheffield

Mondays to Fridays

Operator 1st Class/Reservations/Bus Catering facilities	EM ◇	EM 1◇ ꣳ	EM ◇	EM 1◇ ꣳ	EM ◇	EM 1◇ ꣳ	EM 1◇ ꣳ	EM 1◇ ꣳ	EM 1◇ ꣳ	EM ◇	EM 1◇ ꣳ	EM ◇	EM 1◇ ꣳ	EM ◇	EM 1◇ ꣳ	EM 1◇ ꣳ	EM ◇
St Pancras International (STP) 15 d	0915	0932		0935		0945	1002	1005	1015	1032		1035		1045	1102	1105	1115
Luton Airport Parkway (LTN) 7 d	0937					1007			1037					1107			1137
Luton (LUT) 10 d	0940					1010			1040					1110			1140
Bedford (BDM) 7 d	0956					1026			1056					1126			1156
Wellingborough (WEL) d	1007					1037			1107					1137			1207
Kettering (KET) a	1015			1021		1045		1053	1115			1121		1145		1153	1215
Kettering (KET) d	1016			1022		1046		1054	1117			1122		1146		1154	1216
Corby (COR) d	1024a					1055a			1125a					1154a			1224a
Oakham (OKM) a																	
Melton Mowbray (MMO) a																	
Market Harborough (MHR) d				1032				1104				1132				1204	
Leicester (LEI) a		1036		1046			1107	1117		1136		1146			1205	1217	
Leicester (LEI) d		1037	1043	1047			1108	1118		1137	1141	1147			1206	1218	
Syston (SYS) d			1051								1148						
Sileby (SIL) d			1056		←						1154		←				
Barrow Upon Soar (BWS) d			1100		1100						1158		1158				
Loughborough (LBO) d		1047	→		1105			1128		1147	→		1204			1228	
East Midlands Parkway (EMD) 4 d		1054			1114			1135		1154			1213			1235	
Attenborough (ATB) d					1121								1219				
Beeston (BEE) d					1125			1142					1223			1242	
Nottingham (NOT) 8 a				1108	1132			1150				1208	1231			1250	
Newark Castle (NCT) a					1157								1257				
Lincoln (LCN) a					1228								1330				
Grimsby Town (GMB) a													1425				
Long Eaton (LGE) d		1059								1159							
Derby (DBY) 6 a		1108					1129			1208					1228		
Chesterfield (CHD) a		1127					1147			1227					1247		
Sheffield (SHF) 7 a		1143					1201			1242					1301		

Operator 1st Class/Reservations/Bus Catering facilities	EM 1◇ ꣳ	EM ◇	EM 1◇ ꣳ	EM ◇	EM ◇	EM 1◇ ꣳ	EM 1◇ ꣳ	EM ◇	EM 1◇ ꣳ	EM 1◇ ꣳ	EM ◇	EM 1◇ ꣳ	EM ◇	EM 1◇ ꣳ	EM 1◇ ꣳ	EM ◇	EM 1◇ ꣳ
St Pancras International (STP) 15 d	1132		1135		1145	1202	1205	1215	1232		1235		1245	1302	1305	1315	1332
Luton Airport Parkway (LTN) 7 d					1207			1237					1307			1337	
Luton (LUT) 10 d					1210			1240					1310			1340	
Bedford (BDM) 7 d					1226			1256					1326			1356	
Wellingborough (WEL) d					1237			1307					1337			1407	
Kettering (KET) a			1220		1245		1252	1316			1321		1345		1352	1416	
Kettering (KET) d			1221		1245		1253	1317			1322		1347		1353	1417	
Corby (COR) d					1253a			1325a					1356a			1425a	
Oakham (OKM) a																	
Melton Mowbray (MMO) a																	
Market Harborough (MHR) d			1231				1305				1332				1404		
Leicester (LEI) a	1235		1245			1306	1317		1336		1346			1406	1417		1436
Leicester (LEI) d	1236	1243	1246			1308	1319		1338	1340	1347			1407	1418		1437
Syston (SYS) d		1251								1347							
Sileby (SIL) d		1256		←						1352		←					
Barrow Upon Soar (BWS) d		1300		1300						1356		1356					
Loughborough (LBO) d	1246	→		1305			1329		1348	→			1402		1428		1447
East Midlands Parkway (EMD) 4 d	1253			1314			1336		1355				1412		1435		1454
Attenborough (ATB) d				1320									1418				
Beeston (BEE) d				1324			1343						1421			1442	
Nottingham (NOT) 8 a			1307	1332			1350				1408		1431			1450	
Newark Castle (NCT) a				1356									1459				
Lincoln (LCN) a				1425									1530				
Grimsby Town (GMB) a													1626				
Long Eaton (LGE) d	1259								1400								1459
Derby (DBY) 6 a	1308				1329				1409					1428			1508
Chesterfield (CHD) a	1327				1347				1429					1447			1527
Sheffield (SHF) 7 a	1342				1405				1442					1505			1542

NOTES (see introductory pages for explanation of train operator codes and standard symbols)

- a Arrival time
- d Departure time

London to Kettering, Corby, Leicester, Nottingham, Derby, Chesterfield and Sheffield

Mondays to Fridays

Operator 1st Class/Reservations/Bus Catering facilities	EM ◇	EM 1◇ 卐	EM ◇	EM ◇	EM 1◇ 卐	EM 1◇ 卐	EM ◇	EM 1◇ 卐	EM ◇	EM 1◇ 卐	EM ◇	EM ◇	EM 1◇ 卐	EM 1◇ 卐	EM ◇	EM 1◇ 卐	EM ◇
St Pancras International (STP) 15 d		1335		1345	1402	1405	1415	1432		1435		1445	1502	1505	1515	1531	
Luton Airport Parkway (LTN) 7 d				1407			1437					1507			1537		
Luton (LUT) 10 d				1410			1440					1510			1540		
Bedford (BDM) 7 d				1426			1456					1526			1556		
Wellingborough (WEL) d				1437			1507					1537			1607		
Kettering (KET) a		1421		1445		1452	1515			1521		1545		1551	1614		
Kettering (KET) d		1422		1446		1453	1516			1522		1546		1552	1615		
Corby (COR) d				1454a			1524a					1554a			1623a		
Oakham (OKM) a																	
Melton Mowbray (MMO) a																	
Market Harborough (MHR) d		1432			1503					1532				1602			
Leicester (LEI) a		1446			1505	1516		1536		1546			1606	1615		1636	
Leicester (LEI) d	1439	1447			1506	1517		1537	1539	1547			1607	1617		1637	1639
Syston (SYS) d	1449								1548								1648
Sileby (SIL) d	1454								1553								1653
Barrow Upon Soar (BWS) d	1458		1458						1557		1557						1657
Loughborough (LBO) d	1458								1557		1557						1657
East Midlands Parkway (EMD) 4 d				1504		1528		1547		1603				1627		1647	
Attenborough (ATB) d				1513		1535		1554		1612				1634		1654	
Beeston (BEE) d				1519						1619							
Nottingham (NOT) 8 a		1507	1532			1550				1609			1630	1650			
Newark Castle (NCT) a			1555										1700				
Lincoln (LCN) a			1624										1730				
Grimsby Town (GMB) a													1824				
Long Eaton (LGE) d								1559									1659
Derby (DBY) 6 a						1528		1609					1628				1708
Chesterfield (CHD) a						1547		1628					1646				1728
Sheffield (SHF) 7 a						1601		1642					1700				1743













Operator Days of operation/Notes 1st Class/Reservations/Bus Catering facilities	EM 1◇ 卐	EM ◇	EM ◇	EM 1◇ 卐	EM 1◇ 卐	EM ◇	EM 1◇ 卐	EM A ◇	EM 1◇ 卐	EM A ◇	EM ◇	EM 1◇ 卐	EM 1◇ 卐	EM ◇	EM 1◇ 卐	EM ◇	EM 1◇ 卐
St Pancras International (STP) 15 d	1535		1545	1602	1605	1616	1632		1635		1647	1702	1705	1717	1732		1735
Luton Airport Parkway (LTN) 7 d			1608			1639					1709			1741			
Luton (LUT) 10 d			1611			1642					1712			1744			
Bedford (BDM) 7 d			1627			1658					1728			1800			
Wellingborough (WEL) d			1638			1709					1739			1811			
Kettering (KET) a	1621	1646		1653	1717				1725		1746		1756	1819			1824
Kettering (KET) d	1622		1647		1654	1718			1726		1748		1758	1820			1826
Corby (COR) d			1655a			1726a					1756a			1828a			
Oakham (OKM) a																	
Melton Mowbray (MMO) a																	
Market Harborough (MHR) d	1632			1705					1737				1808				1836
Leicester (LEI) a	1646			1706	1717		1739		1749			1809	1822		1840		1848
Leicester (LEI) d	1647			1707	1719		1741	1743	1751			1811	1823		1841	1842	1850
Syston (SYS) d								1751									1850
Sileby (SIL) d								1756									1855
Barrow Upon Soar (BWS) d		1657						1800									1859
Loughborough (LBO) d		1703				1729		1751					1834		1851		1903
East Midlands Parkway (EMD) 4 d		1712				1737		1758		1804	1815		1842		1859		1903
Attenborough (ATB) d			1719										1822				
Beeston (BEE) d			1724			1744							1826				
Nottingham (NOT) 8 a	1709	1732			1751				1821	1831			1855				1913
Newark Castle (NCT) a		1801											1900				
Lincoln (LCN) a		1833											1929				
Grimsby Town (GMB) a													2027				
Long Eaton (LGE) d							1804									1903	
Derby (DBY) 6 a						1727		1813					1834			1912	
Chesterfield (CHD) a						1747		1836					1853			1931	
Sheffield (SHF) 7 a						1805		1851					1917			1948	











NOTES (see introductory pages for explanation of train operator codes and standard symbols)

- a Arrival time
- d Departure time
- A To Cleethorpes

London to Kettering, Corby, Leicester, Nottingham, Derby, Chesterfield and Sheffield

Mondays to Fridays

Operator Days of operation/Notes 1st Class/Reservations/Bus Catering facilities	EM	EM	EM	EM	EM	EM	EM	EM	EM	EM	EM	EM	EM	EM	EM	EM	EM
	◇	◇	◻◇	◻◇	◇	◻◇	◻◇	◻◇	◻◇	◻◇	◻◇	◻◇	◻◇	◻◇	◻◇	◻◇	◻◇
St Pancras International (STP)  d		1747	1802	1805	1817	1832			1835		1847	1902	1905	1915	1932		1935
Luton Airport Parkway (LTN)  d		1812			1839						1909			1937			
Luton (LUT)  d		1815			1842						1912			1940			
Bedford (BDM)  d		1830			1859						1928			1956			
Wellingborough (WEL) d		1842			1910						1939			2007			
Kettering (KET) a		1850		1856	1918				1927		1947		1955	2015			2025
Kettering (KET) d		1851		1857	1919				1932 1938		1949		1956	2016			2026
Corby (COR) d		1859a			1927a				1947		1957a			2024a			
Oakham (OKM) a									2006								
Melton Mowbray (MMO) a									2017								
Market Harborough (MHR) d				1907					1943				2006				2036
Leicester (LEI) a			1909	1920		1940			1955			2008	2019		2040		2048
Leicester (LEI) d			1910	1921		1941	1944	1957				2009	2020		2041	2044	2050
Syston (SYS) d							1951									2051	
Sileby (SIL) d							1956									2056	
Barrow Upon Soar (BWS) d	1859						2000									2100	
Loughborough (LBO) d	1905			1931		1951	2006	2007					2031		2051		
East Midlands Parkway (EMD)  d	1914			1938		1959	2015			2015			2038		2058		2104
Attenborough (ATB) d	1920										2020						
Beeston (BEE) d	1925			1947							2024			2046			
Nottingham (NOT)  a	1932			1956					2024		2030		2053				2114
Newark Castle (NCT) a	2003										2059						
Lincoln (LCN) a	2035										2129						
Grimsby Town (GMB) a											2224						
Long Eaton (LGE) d						2003										2103	
Derby (DBY)  a			1931			2012							2031			2112	
Chesterfield (CHD) a			1949			2031							2051			2131	
Sheffield (SHF)  a			2002			2049							2116			2145	









Operator Days of operation/Notes 1st Class/Reservations/Bus Catering facilities	EM	EM	EM	EM	EM	EM	EM	EM	EM	EM	EM	EM	EM	EM	EM	EM	EM
	◇	◇	◻◇	◻◇	◇	EM B	◻◇	◻◇	EM B	◇	◻◇	◻◇	◇	◻◇	◻◇	◇	◇
St Pancras International (STP)  d		1945	2002	2005	2015		2031	2034		2045	2102	2105	2115	2132	2135		2145
Luton Airport Parkway (LTN)  d		2007			2037					2107	2102	2105	2137				2207
Luton (LUT)  d		2010			2040					2110			2140				2210
Bedford (BDM)  d		2026			2056					2126			2156				2226
Wellingborough (WEL) d		2037			2107					2138			2208				2237
Kettering (KET) a		2047		2055	2115				2120	2146		2152	2215		2221		2245
Kettering (KET) d		2048		2057	2116				2121	2147		2153	2216		2222		2247
Corby (COR) d		2056a			2126a					2155a			2224a				2255a
Oakham (OKM) a																	
Melton Mowbray (MMO) a																	
Market Harborough (MHR) d				2107								2203				2232	
Leicester (LEI) a			2110	2122			2136	2145			2205	2215		2237	2245		
Leicester (LEI) d			2111	2123		2130	2137	2146			2206	2218		2238	2246	2252	
Syston (SYS) d						2137										2300	
Sileby (SIL) d						2142										2305	
Barrow Upon Soar (BWS) d	2100					2146				2146							
Loughborough (LBO) d	2106			2133			2147		2152			2229		2248		2310	
East Midlands Parkway (EMD)  d	2115			2141			2154		2207e			2236		2256	2300	2318	
Attenborough (ATB) d	2121								2220							2324	
Beeston (BEE) d	2125			2149					2224				2243			2328	
Nottingham (NOT)  a	2131			2155				2207	2231			2249			2310	2334	
Newark Castle (NCT) a	2205																
Lincoln (LCN) a	2236																
Grimsby Town (GMB) a																	
Long Eaton (LGE) d							2159								2300		
Derby (DBY)  a			2131				2210					2228			2309		
Chesterfield (CHD) a			2150				2228					2246			2328		
Sheffield (SHF)  a			2203				2243					2301			2341		

NOTES (see introductory pages for explanation of train operator codes and standard symbols)

- a Arrival time
- d Departure time
- e Arrives 7 minutes earlier
- A To Cleethorpes
- B From Peterborough

London to Kettering, Corby, Leicester, Nottingham, Derby, Chesterfield and Sheffield

Mondays to Fridays

Operator 1st Class/Reservations/Bus Catering facilities	EM ◇	EM 1◇ T	EM 1◇ T	EM ◇	EM 1◇ T	EM 1◇ T	EM ◇
St Pancras International (STP)  d	2215	2232	2235	2247	2304	2335	2354
Luton Airport Parkway (LTN)  d	2238			2316	2346		0033
Luton (LUT)  d	2241			2319			0036
Bedford (BDM)  d	2256			2341			0101
Wellingborough (WEL) d	2308			2354	0022		0112
Kettering (KET) a	2316		2321	0001	0031	0055	0121
Kettering (KET) d	2317		2322	0003	0037	0056	0122
Corby (COR) d	2325a			0011a			0131a
Oakham (OKM) a							
Melton Mowbray (MMO) a							
Market Harborough (MHR) d			2332				
Leicester (LEI) a		2336	2346		0127	0143	
Leicester (LEI) d		2337	2347		0131	0149	
System (SYS) d							
Sileby (SIL) d							
Barrow Upon Soar (BWS) d							
Loughborough (LBO) d		2347	2359c		0141	0159	
East Midlands Parkway (EMD)  d		2354	0009c		0149	0207	
Attenborough (ATB) d							
Beeston (BEE) d			0019			0213	
Nottingham (NOT)  a			0025			0219	
Newark Castle (NCT) a							
Lincoln (LCN) a							
Grimsby Town (GMB) a							
Long Eaton (LGE) d		2359			0153		
Derby (DBY)  a		0008			0202		
Chesterfield (CHD) a		0026					
Sheffield (SHF)  a		0040					

NOTES (see introductory pages for explanation of train operator codes and standard symbols)

- a Arrival time
- d Departure time
- c Arrives 3 minutes earlier

London to Kettering, Corby, Leicester, Nottingham, Derby, Chesterfield and Sheffield

Saturdays

Operator 1st Class/Reservations/Bus Catering facilities	EM 1◇ ↖	EM ◇	EM ◇	EM 1◇ ↖	EM 1◇ ↖	EM 1◇ ↖	EM ◇	EM ◇	EM 1◇ ↖	EM 1◇ ↖	EM ◇	EM 1◇ ↖	EM 1◇ ↖	EM ◇	EM 1◇ ↖	EM ◇	EM 1◇ ↖	EM 1◇ ↖	EM ◇
St Pancras International (STP) d					0530		0533		0600	0605	0608	0630	0633	0646		0702	0705	0715	
Luton Airport Parkway (LTN) d							0601				0630			0708					0737
Luton (LUT) d							0604				0633			0711					0740
Bedford (BDM) d							0619			0638	0649		0706	0727			0739	0756	
Wellingborough (WEL) d							0630		0642		0701			0738			0750	0808	
Kettering (KET) a							0638			0652	0709			0720	0746		0756	0815	
Kettering (KET) d		0555		0609			0639			0653	0710			0721	0748		0757	0816	
Corby (COR) d		0603a					0649a				0720a			0757a				0824a	
Oakham (OKM) a																			
Melton Mowbray (MMO) a																			
Market Harborough (MHR) d				0619						0704			0731					0807	
Leicester (LEI) a				0633	0638	←			0706	0718		0733	0744			0806	0820		
Leicester (LEI) d	0551		0631	0643	0639	0643		0648	0707	0719		0734	0745		0753	0807	0821		
Syston (SYS) d			0639	←				0655							0801				
Sileby (SIL) d			0645					0700							0807				
Barrow Upon Soar (BWS) d			0649					0704							0811				
Loughborough (LBO) d	0601		0654a		0649	0654		0710	0717	0730		0745	0755		0820e		0831		
East Midlands Parkway (EMD) d	0608				0657	0701		0719	0725	0737		0753			0829		0839		
Attenborough (ATB) d								0725							0836				
Beeston (BEE) d							0710	0729		0744					0839		0845		
Nottingham (NOT) a							0717	0735		0751			0811		0846		0853		
Newark Castle (NCT) a								0800							0913				
Lincoln (LCN) a								0831							0942				
Grimsby Town (GMB) a																			
Long Eaton (LGE) d	0613				0701							0757							
Derby (DBY) a	0623				0709				0735			0806					0827		
Chesterfield (CHD) a	0644				0728				0754			0828					0846		
Sheffield (SHF) a	0708				0743				0807			0844					0900		

Operator 1st Class/Reservations/Bus Catering facilities	EM 1◇ ↖	EM ◇	EM 1◇ ↖	EM ◇	EM ◇	EM 1◇ ↖	EM 1◇ ↖	EM ◇	EM 1◇ ↖	EM 1◇ ↖	EM ◇	EM 1◇ ↖	EM 1◇ ↖	EM ◇	EM 1◇ ↖	EM 1◇ ↖	EM ◇	EM 1◇ ↖	EM 1◇ ↖
St Pancras International (STP) d	0732		0735		0745	0802	0805	0815	0832		0835		0845	0902	0905	0915	0932		
Luton Airport Parkway (LTN) d					0807			0837					0907			0937			
Luton (LUT) d					0810			0840					0910			0940			
Bedford (BDM) d					0826			0856					0926			0956			
Wellingborough (WEL) d					0838			0908					0938			1007			
Kettering (KET) a			0821		0845		0852	0915			0921		0945		0952	1016			
Kettering (KET) d			0822		0846		0854	0916			0922		0946		0953	1016			
Corby (COR) d					0854a			0924a					0954a			1024a			
Oakham (OKM) a																			
Melton Mowbray (MMO) a																			
Market Harborough (MHR) d			0832				0904				0932				1003				
Leicester (LEI) a	0836		0845			0905	0916		0935		0945			1005	1016		1036		
Leicester (LEI) d	0837	0843	0846			0906	0917		0937	0943	0946			1006	1018		1037	1043	
Syston (SYS) d		0851								0951									1051
Sileby (SIL) d		0856		←						0956		←							1056
Barrow Upon Soar (BWS) d		0900		0900						1000		1000							1100
Loughborough (LBO) d	0847	→		0906			0927		0947	→		1006			1028		1047	→	
East Midlands Parkway (EMD) d	0854			0916			0935		0954			1015			1035		1054		
Attenborough (ATB) d				0923								1026							
Beeston (BEE) d				0927			0941					1030			1042				
Nottingham (NOT) a			0911	0934			0950				1009	1037			1049				
Newark Castle (NCT) a				0957								1101							
Lincoln (LCN) a				1027								1130							
Grimsby Town (GMB) a												1227							
Long Eaton (LGE) d	0859								0959										1059
Derby (DBY) a	0908					0927			1008					1027					1108
Chesterfield (CHD) a	0930					0945			1028					1045					1128
Sheffield (SHF) a	0945					1000			1042					1058					1142

NOTES (see introductory pages for explanation of train operator codes and standard symbols)

- a Arrival time
- d Departure time
- e Arrives 4 minutes earlier

London to Kettering, Corby, Leicester, Nottingham, Derby, Chesterfield and Sheffield

Saturdays

Operator 1st Class/Reservations/Bus Catering facilities	EM 1◇	EM ◇	EM ◇	EM 1◇	EM 1◇	EM ◇	EM 1◇	EM ◇	EM 1◇	EM ◇	EM 1◇	EM ◇	EM 1◇	EM ◇	EM 1◇	EM ◇	EM 1◇	EM ◇
St Pancras International (STP) ①② 15 d	0935		0945	1002	1005	1015	1032		1035		1045	1102	1105	1115	1132		1135	
Luton Airport Parkway (LTN) ← 7 d			1007			1037					1107			1137				
Luton (LUT) 10 d			1010			1040					1110			1140				
Bedford (BDM) 7 d			1026			1056					1126			1156				
Wellingborough (WEL) d			1038			1108					1138			1208				
Kettering (KET) a	1021		1045		1052	1115			1121		1145		1152	1215			1221	
Kettering (KET) d	1022		1046		1054	1116			1122		1146		1153	1216			1222	
Corby (COR) d			1054a			1124a					1154a			1224a				
Oakham (OKM) a																		
Melton Mowbray (MMO) a																		
Market Harborough (MHR) d	1032				1104				1132				1203				1232	
Leicester (LEI) a	1045			1105	1116		1136		1145		1206	1217		1236		1245		
Leicester (LEI) d	1046			1106	1117		1137	1144	1147		1207	1218		1237	1243	1247		
Syston (SYS) d								1151							1250			
Sileby (SIL) d		←						1156		←					1255			←
Barrow Upon Soar (BWS) d		1100						1200		1200					1259			1259
Loughborough (LBO) d		1105			1127		1147	→		1206		1228		1247	→			1305
East Midlands Parkway (EMD) ← d		1114			1135		1154			1214		1236		1254				1313
Attenborough (ATB) d		1120								1221								1320
Beeston (BEE) d		1124			1141					1225		1243						1324
Nottingham (NOT) 8 a	1109	1136			1150				1211	1232		1251					1310	1336
Newark Castle (NCT) a		1200								1301								1400
Lincoln (LCN) a		1230								1331								1430
Grimsby Town (GMB) a										1427								
Long Eaton (LGE) d							1159								1259			
Derby (DBY) 6 a				1127				1208				1227		1308				
Chesterfield (CHD) a				1145				1227				1246		1328				
Sheffield (SHF) 7 a				1159				1244				1259		1343				

Operator 1st Class/Reservations/Bus Catering facilities	EM ◇	EM 1◇	EM 1◇	EM ◇	EM 1◇	EM ◇	EM 1◇	EM ◇	EM 1◇	EM ◇	EM 1◇	EM ◇	EM 1◇	EM ◇	EM 1◇	EM ◇	EM 1◇	EM ◇
St Pancras International (STP) ①② 15 d	1145	1202	1205	1215	1232		1235		1245	1302	1305	1315	1332		1335		1345	1402
Luton Airport Parkway (LTN) ← 7 d	1207			1237					1307			1337						1407
Luton (LUT) 10 d	1210			1240					1310			1340						1410
Bedford (BDM) 7 d	1226			1256					1326			1356						1426
Wellingborough (WEL) d	1238			1308					1338			1408						1438
Kettering (KET) a	1245		1252	1315		1321		1345		1352	1415			1421				1445
Kettering (KET) d	1246		1254	1316		1322		1346		1353	1416			1422				1446
Corby (COR) d	1254a			1324a				1354a			1424a							1454a
Oakham (OKM) a																		
Melton Mowbray (MMO) a																		
Market Harborough (MHR) d			1304				1332				1403				1432			
Leicester (LEI) a		1305	1317		1336		1345		1405	1416		1435		1445				1505
Leicester (LEI) d		1306	1318		1337	1339	1346		1406	1418		1436	1442	1447				1506
Syston (SYS) d						1349							1450					
Sileby (SIL) d						1354		←					1455		←			
Barrow Upon Soar (BWS) d						1358		1358					1459		1459			
Loughborough (LBO) d			1328		1347	→		1404		1428		1446	→		1504			
East Midlands Parkway (EMD) ← d			1335		1354			1413		1435		1454			1513			
Attenborough (ATB) d								1420										1518
Beeston (BEE) d				1342				1424			1442							1522
Nottingham (NOT) 8 a				1351			1409	1433			1450			1508	1532			
Newark Castle (NCT) a								1502										1601
Lincoln (LCN) a								1532										1631
Grimsby Town (GMB) a								1628										
Long Eaton (LGE) d					1401								1458					
Derby (DBY) 6 a			1327		1410					1427			1507					1527
Chesterfield (CHD) a			1346		1428					1445			1526					1545
Sheffield (SHF) 7 a			1359		1446					1459			1542					1559

NOTES (see introductory pages for explanation of train operator codes and standard symbols)

- a Arrival time
- d Departure time

London to Kettering, Corby, Leicester, Nottingham, Derby, Chesterfield and Sheffield

Saturdays

Operator Days of operation/Notes 1st Class/Reservations/Bus Catering facilities	EM	EM	EM	EM	EM	EM	EM	EM	EM	EM	EM	EM	EM	EM	EM	EM	EM	EM			
	1◇	◇	1◇	◇	1◇	◇	◇	1◇	1◇	◇	1◇	◇	1◇	A	◇	1◇	A	◇	1◇	1◇	◇
St Pancras International (STP) ①② 15 d	1405	1415	1432		1435		1445	1502	1505	1515	1532		1535		1545	1602	1605	1615			
Luton Airport Parkway (LTN) ← 7 d		1437					1507			1537					1607			1637			
Luton (LUT) 10 d		1440					1510			1540					1610			1640			
Bedford (BDM) 7 d		1456					1526			1556					1626			1656			
Wellingborough (WEL) d		1508					1538			1608					1638			1708			
Kettering (KET) a	1452	1515			1521		1545		1551	1615			1621		1645		1651	1715			
Kettering (KET) d	1453	1516			1522		1546		1552	1616			1622		1646		1652	1716			
Corby (COR) d		1524a					1554a			1624a					1654a			1724a			
Oakham (OKM) a																					
Melton Mowbray (MMO) a																					
Market Harborough (MHR) d	1503				1532				1602				1632					1704c			
Leicester (LEI) a	1516		1536		1545			1605	1615		1635		1645			1705	1717				
Leicester (LEI) d	1518		1537	1543	1546			1606	1618		1636	1643	1646			1706	1718				
Syston (SYS) d				1551								1651									
Sileby (SIL) d				1556			←					1656			←						
Barrow Upon Soar (BWS) d				1600			1600					1700			1700						
Loughborough (LBO) d	1528		1548	↘			1606			1628		1647	↘		1706			1728			
East Midlands Parkway (EMD) ← d	1535		1555				1615			1635		1655			1715			1737c			
Attenborough (ATB) d							1622								1723						
Beeston (BEE) d	1542						1626			1642					1727			1744			
Nottingham (NOT) 8 a	1551				1610		1632			1650				1709	1734			1750			
Newark Castle (NCT) a							1701								1803						
Lincoln (LCN) a							1731								1832						
Grimsby Town (GMB) a							1828								1930						
Long Eaton (LGE) d			1600									1659									
Derby (DBY) 6 a			1611					1627				1708					1726				
Chesterfield (CHD) a			1629					1645				1729					1745				
Sheffield (SHF) 7 a			1642					1658				1744					1758				

Operator 1st Class/Reservations/Bus Catering facilities	EM	EM	EM	EM	EM	EM	EM	EM	EM	EM	EM	EM	EM	EM	EM	EM	EM	EM	EM	EM	EM
	1◇	◇	1◇	◇	◇	1◇	1◇	◇	1◇	◇	1◇	◇	1◇	◇	1◇	1◇	◇	1◇	1◇	◇	1◇
St Pancras International (STP) ①② 15 d	1632		1635		1645	1702	1705	1715	1732			1735		1745	1802	1805	1815	1832			
Luton Airport Parkway (LTN) ← 7 d					1707			1737						1807			1837				
Luton (LUT) 10 d					1710			1740						1810			1840				
Bedford (BDM) 7 d					1726			1756						1826			1856				
Wellingborough (WEL) d					1738			1808						1838			1908				
Kettering (KET) a			1721		1745		1751	1815				1821		1845		1851	1915				
Kettering (KET) d			1722		1746		1752	1816				1822		1846		1852	1916				
Corby (COR) d					1754a			1824a						1854a		1924a					
Oakham (OKM) a																					
Melton Mowbray (MMO) a																					
Market Harborough (MHR) d			1732				1803					1832				1903					
Leicester (LEI) a	1735		1744			1805	1816		1835		1845			1905	1916		1935				
Leicester (LEI) d	1736	1739	1745			1806	1818		1836	1843	1847			1906	1918		1936	1938			
Syston (SYS) d		1749								1851							1948				
Sileby (SIL) d		1754		←						1856			←				1953				
Barrow Upon Soar (BWS) d		1758		1758						1900			1900				1957				
Loughborough (LBO) d	1746	↘		1804			1828		1846				1905			1928		1946		↘	
East Midlands Parkway (EMD) ← d	1753			1813			1835		1854				1914			1935		1954			
Attenborough (ATB) d				1820									1920								
Beeston (BEE) d				1824			1842						1924			1942					
Nottingham (NOT) 8 a			1807	1831			1852				1908		1930		1950						
Newark Castle (NCT) a				1902									1958								
Lincoln (LCN) a				1931									2023								
Grimsby Town (GMB) a																					
Long Eaton (LGE) d	1759								1900												1959
Derby (DBY) 6 a	1808					1827			1909					1927			2007				
Chesterfield (CHD) a	1828					1845			1928					1946			2026				
Sheffield (SHF) 7 a	1843					1900			1942					1959			2040				

NOTES (see introductory pages for explanation of train operator codes and standard symbols)

- a Arrival time
- d Departure time
- c Arrives 3 minutes earlier
- A To Cleethorpes

London to Kettering, Corby, Leicester, Nottingham, Derby, Chesterfield and Sheffield

Saturdays

Operator 1st Class/Reservations/Bus Catering facilities	EM 1◇	EM ◇	EM ◇	EM 1◇	EM 1◇	EM ◇	EM 1◇	EM ◇	EM 1◇	EM ◇	EM 1◇	EM ◇	EM 1◇	EM ◇	EM 1◇	EM ◇	EM 1◇	EM ◇
St Pancras International (STP) ①② 15 d	1835		1845	1902	1905	1915	1932		1935		1945	2002	2005	2015	2032		2035	
Luton Airport Parkway (LTN) ← 7 d			1907			1937					2007			2037				
Luton (LUT) 10 d			1910			1940					2010			2040				
Bedford (BDM) 7 d			1926			1956					2026			2056				
Wellingborough (WEL) d			1938			2008					2038			2108				
Kettering (KET) a	1921		1945		1952	2015			2021		2045		2052	2115			2121	
Kettering (KET) d	1922		1946		1954	2016			2022		2046		2053	2116			2122	
Corby (COR) d			1954a			2024a					2054a			2124a				
Oakham (OKM) a																		
Melton Mowbray (MMO) a																		
Market Harborough (MHR) d	1932				2004				2032				2103				2132	
Leicester (LEI) a	1944			2005	2017		2036		2046			2105	2116		2135		2145	
Leicester (LEI) d	1946			2006	2018		2037	2043	2047			2106	2117		2136	2141	2146	
Syston (SYS) d								2050								2149		
Sileby (SIL) d		←						2055		←						2154		←
Barrow Upon Soar (BWS) d		1957						2059		2059						2158		2158
Loughborough (LBO) d		2003			2028		2047	→		2105		2128		2146	→			2204
East Midlands Parkway (EMD) ← d		2011			2035		2054		2100	2113		2136		2154				2213
Attenborough (ATB) d		2017								2120								2220
Beeston (BEE) d		2021			2042					2124			2142					2224
Nottingham (NOT) 8 a	2009	2029			2048				2110	2130			2148				2207	2230
Newark Castle (NCT) a		2056								2205								
Lincoln (LCN) a		2126								2232								
Grimsby Town (GMB) a																		
Long Eaton (LGE) d							2059					2121			2200			
Derby (DBY) 6 a				2027			2108					2130			2211			
Chesterfield (CHD) a				2047			2127					2149			2230			
Sheffield (SHF) 7 a				2101			2141					2202			2243			

Operator 1st Class/Reservations/Bus Catering facilities	EM ◇	EM 1◇	EM 1◇	EM ◇	EM 1◇	EM 1◇	EM ◇	EM 1◇	EM ◇	EM ◇	EM 1◇	EM ◇
St Pancras International (STP) ①② 15 d	2045	2102	2105	2115	2132	2135	2145	2215		2218	2232	2235
Luton Airport Parkway (LTN) ← 7 d	2107			2137			2207			2240		
Luton (LUT) 10 d	2110			2140			2210			2243		
Bedford (BDM) 7 d	2126			2156			2228			2259		2316
Wellingborough (WEL) d	2138			2208			2240			2310		2335a
Kettering (KET) a	2145		2152	2215		2224	2247	2302		2319	2318	
Kettering (KET) d	2146		2153	2216		2225	2248	2304			2319	
Corby (COR) d	2154a			2224a			2256a					
Oakham (OKM) a												
Melton Mowbray (MMO) a												
Market Harborough (MHR) d			2203			2235		2314			2329	
Leicester (LEI) a		2205	2217		2235	2248		2327			2342	
Leicester (LEI) d		2206	2218		2236	2249		2328	2333		2345	
Syston (SYS) d												
Sileby (SIL) d												
Barrow Upon Soar (BWS) d												
Loughborough (LBO) d			2228		2246	2259		2338	2344		2355	
East Midlands Parkway (EMD) ← d			2235		2254	2306		2345	2352		0002	
Attenborough (ATB) d									2358			
Beeston (BEE) d			2242						0002		0013	
Nottingham (NOT) 8 a			2248			2316			0008		0018	
Newark Castle (NCT) a												
Lincoln (LCN) a												
Grimsby Town (GMB) a												
Long Eaton (LGE) d											0037	
Derby (DBY) 6 a		2227			2304			2355			0046	
Chesterfield (CHD) a		2245			2329							
Sheffield (SHF) 7 a		2258			2341							

NOTES (see introductory pages for explanation of train operator codes and standard symbols)

- a Arrival time
- d Departure time

London to Kettering, Corby, Leicester, Nottingham, Derby, Chesterfield and Sheffield

Sundays

Operator 1st Class/Reservations/Bus Catering facilities	EM ◇	EM 1◇ CP	EM ◇	EM 1◇ CP	EM 1◇ CP	EM ◇	EM 1◇ CP	EM 1◇ CP	EM ◇	EM 1◇ CP	EM ◇	EM 1◇ CP	EM ◇	EM 1◇ CP	EM ◇	EM 1◇ CP	EM ◇	EM 1◇ CP
St Pancras International (STP) ①② 15 d				0900	0930		1000	1030		1100		1130	1202	1214	1234		1302	1314
Luton Airport Parkway (LTN) ← 7 d				0932	1002		1033	1103		1133		1204		1236	1257			1336
Luton (LUT) 10 d				0936			1037			1137				1239				1339
Bedford (BDM) 7 d				1000	1030		1100	1130		1200		1224		1255	1311			1355
Wellingborough (WEL) d				1012	1042		1112	1142		1212		1235		1306	1323			1407
Kettering (KET) a				1018	1048		1118	1148		1218		1241		1315	1329			1414
Kettering (KET) d	0945		1015	1019	1049	1100	1119	1149	1202	1219	1230	1242		1316	1330	1348		1416
Corby (COR) d	0953a		1023a			1108a			1210a	1238a				1324a		1356a		1424a
Oakham (OKM) a																		
Melton Mowbray (MMO) a																		
Market Harborough (MHR) d				1029	1059		1129	1159		1229		1252	1257		1340		1355	
Leicester (LEI) a				1043	1113		1143	1216		1243		1306	1311		1354		1409	
Leicester (LEI) d		1015		1044	1114		1144	1218		1244		1308	1313		1356		1411	
Syston (SYS) d																		
Sileby (SIL) d																		
Barrow Upon Soar (BWS) d																		
Loughborough (LBO) d		1025		1054	1124		1154	1228		1254			1323		1406		1421	
East Midlands Parkway (EMD) ← d		1032		1102	1132		1202	1235		1302			1330		1414		1428	
Attenborough (ATB) d																		
Beeston (BEE) d				1108			1208			1308					1421			
Nottingham (NOT) 8 a				1115			1214			1315		1329			1427			
Newark Castle (NCT) a																		
Lincoln (LCN) a																		
Grimsby Town (GMB) a																		
Long Eaton (LGE) d		1037			1136			1240					1335				1433	
Derby (DBY) 6 a		1048			1145			1250					1344				1442	
Chesterfield (CHD) a		1111			1209			1310					1409				1510	
Sheffield (SHF) 7 a		1126			1224			1327					1428				1527	









Operator 1st Class/Reservations/Bus Catering facilities	EM 1◇ CP	EM ◇	EM 1◇ CP	EM ◇	EM 1◇ CP	EM ◇	EM 1◇ CP	EM ◇	EM 1◇ CP	EM ◇	EM 1◇ CP	EM ◇	EM 1◇ CP	EM ◇	EM 1◇ CP	EM ◇	EM 1◇ CP	EM ◇	EM 1◇ CP
St Pancras International (STP) ①② 15 d	1334		1402	1414	1434	1444	1502	1514	1532	1535	1544	1602	1605	1614	1632	1635	1644	1702	
Luton Airport Parkway (LTN) ← 7 d	1357			1436		1506		1536			1606			1636			1706		
Luton (LUT) 10 d	1400			1439		1509		1539			1609			1639			1709		
Bedford (BDM) 7 d	1414			1455		1525		1555			1625			1655			1725		
Wellingborough (WEL) d	1426			1507		1537		1607			1637			1706			1737		
Kettering (KET) a	1432			1514	1520	1545		1615	1617	1623	1645		1650	1715		1721	1745		
Kettering (KET) d	1433	1446		1516	1521	1547		1617	1618	1624	1647		1651	1717		1722	1747		
Corby (COR) d		1454a		1524a		1555a		1625a			1655a			1725a			1755a		
Oakham (OKM) a																			
Melton Mowbray (MMO) a																			
Market Harborough (MHR) d	1443			1455		1531		1555			1634		1655	1701			1732		
Leicester (LEI) a	1500			1509		1545		1609		1640	1652		1708	1718		1737	1746	1805	
Leicester (LEI) d	1502			1511		1547		1611		1642	1653		1709	1719		1738	1748	1806	
Syston (SYS) d																			
Sileby (SIL) d																			
Barrow Upon Soar (BWS) d																			
Loughborough (LBO) d	1512			1521		1557		1621		1652	1703			1729		1748			
East Midlands Parkway (EMD) ← d	1519			1529		1605		1629		1659	1711		1723	1737		1755	1802	1820	
Attenborough (ATB) d																			
Beeston (BEE) d	1527					1611				1717			1743			1808			
Nottingham (NOT) 8 a	1534					1623				1723			1750			1815			
Newark Castle (NCT) a																			
Lincoln (LCN) a																			
Grimsby Town (GMB) a																			
Long Eaton (LGE) d				1533				1633		1704						1800			
Derby (DBY) 6 a				1542				1642		1713			1733			1809		1830	
Chesterfield (CHD) a				1609				1710		1733			1751			1831		1848	
Sheffield (SHF) 7 a				1627				1727		1749			1806			1846		1905	











NOTES (see introductory pages for explanation of train operator codes and standard symbols)

- a Arrival time
- d Departure time

London to Kettering, Corby, Leicester, Nottingham, Derby, Chesterfield and Sheffield

Sundays

Operator 1st Class/Reservations/Bus Catering facilities	EM 1◇ CP	EM ◇	EM 1◇ CP	EM 1◇ CP	EM ◇	EM 1◇ CP	EM 1◇ CP	EM ◇	EM 1◇ CP	EM 1◇ CP	EM ◇	EM 1◇ CP	EM 1◇ CP	EM ◇	EM 1◇ CP	EM 1◇ CP	EM ◇	EM 1◇ CP
St Pancras International (STP)  d	1705	1714	1732	1735	1744	1802	1805	1814	1832	1835	1844	1902	1905	1914	1932	1935	1944	2002
Luton Airport Parkway (LTN)  d		1736			1806			1836			1906			1936			2006	
Luton (LUT)  d		1739			1809			1839			1909			1939			2009	
Bedford (BDM)  d		1755			1825			1855			1925			1955			2025	
Wellingborough (WEL) d		1807			1836			1906			1936			2006			2037	
Kettering (KET) a	1750	1815		1820	1845		1850	1915		1920	1945		1950	2015		2020	2045	
Kettering (KET) d	1751	1817		1821	1847		1851	1917		1921	1947		1951	2017		2021		
Corby (COR) d		1825a			1855a			1925a			1955a			2025a				
Oakham (OKM) a																		
Melton Mowbray (MMO) a																		
Market Harborough (MHR) d	1801			1831			1901			1931			2001			2031		
Leicester (LEI) a	1816		1837	1846		1905	1916		1937	1946		2005	2017		2037	2046		2105
Leicester (LEI) d	1819		1838	1849		1906	1918		1938	1947		2007	2019		2038	2048		2106
Syston (SYS) d																		
Sileby (SIL) d																		
Barrow Upon Soar (BWS) d																		
Loughborough (LBO) d	1829		1848				1928		1948				2029		2048	2058		2116
East Midlands Parkway (EMD)  d	1836		1855	1902		1920	1935		1955	2001		2020	2036		2055	2105		2124
Attenborough (ATB) d																		
Beeston (BEE) d	1845						1944						2044					
Nottingham (NOT)  a	1850			1912			1950			2011			2050			2115		
Newark Castle (NCT) a																		
Lincoln (LCN) a																		
Grimsby Town (GMB) a																		
Long Eaton (LGE) d			1900						2000						2100			
Derby (DBY)  a			1909				1930		2009				2030		2109			2134
Chesterfield (CHD) a			1928				1950		2032				2049		2127			2153
Sheffield (SHF)  a			1947				2005		2047				2106		2141			2208

Operator 1st Class/Reservations/Bus Catering facilities	EM 1◇ CP	EM ◇	EM 1◇ CP	EM 1◇ CP	EM ◇	EM 1◇ CP	EM 1◇ CP	EM ◇	EM 1◇ CP	EM 1◇ CP	EM ◇	EM 1◇ CP	EM 1◇ CP	
St Pancras International (STP)  d	2005	2014	2032	2035	2044	2102	2114		2135	2202		2212	2232	2300
Luton Airport Parkway (LTN)  d		2036			2106		2136		2157			2236	2254	2330
Luton (LUT)  d		2039			2109		2139					2239		
Bedford (BDM)  d		2055			2125		2155		2211			2255	2313	2359
Wellingborough (WEL) d		2107			2137		2207		2223			2307	2326	0011
Kettering (KET) a	2050	2115		2120	2145		2215		2229			2315	2332	0017
Kettering (KET) d	2051	2117		2121			2217		2230			2316	2334	0018
Corby (COR) d		2125a					2225a					2324a		
Oakham (OKM) a														
Melton Mowbray (MMO) a														
Market Harborough (MHR) d	2101			2131					2240	2256			2344	0028
Leicester (LEI) a	2116		2136	2146		2207			2254	2311			2358	0043
Leicester (LEI) d	2117		2138	2147		2208		2230	2256	2312			2359	0044
Syston (SYS) d														
Sileby (SIL) d														
Barrow Upon Soar (BWS) d														
Loughborough (LBO) d	2127		2148				2218		2240	2306			0009	0054
East Midlands Parkway (EMD)  d	2135		2155			2225		2247	2313	2325			0017	0101
Attenborough (ATB) d														
Beeston (BEE) d	2142			2206					2320				0023	
Nottingham (NOT)  a	2148			2212					2326		2326		0029	
Newark Castle (NCT) a														
Lincoln (LCN) a														
Grimsby Town (GMB) a														
Long Eaton (LGE) d			2200				2230			2330				
Derby (DBY)  a			2209				2239		2257	2339	2350			0112
Chesterfield (CHD) a			2227				2257			2357				
Sheffield (SHF)  a			2242				2314			0013				

NOTES (see introductory pages for explanation of train operator codes and standard symbols)

- a Arrival time
- d Departure time

Sheffield, Chesterfield, Derby, Nottingham, Leicester, Corby and Kettering to London

Mondays to Fridays

Operator Days of operation/Notes 1st Class/Reservations/Bus Catering facilities	EM ◇	EM MX 1◇ ⌘	EM MO 1◇ ⌘	EM ◇	EM 1◇ ⌘	EM ◇	EM 1◇ ⌘	EM ◇	EM 1◇ ⌘	EM ◇	EM 1◇ ⌘	EM ◇	EM 1◇ ⌘	EM ◇	EM 1◇ ⌘	EM ◇
Sheffield (SHF) 7 d								0458					0530			0556
Chesterfield (CHD) d								0510					0543			0608
Derby (DBY) 6 d		0413	0440		0447			0530					0602			0628
Long Eaton (LGE) d			0448		0456			0538					0611			0636
Grimsby Town (GMB) d																
Lincoln (LCN) d																
Newark Castle (NCT) d																
Nottingham (NOT) 8 d					0514	0531				0549					0611	
Beeston (BEE) d					0520										0618	
Attenborough (ATB) d																0649
East Midlands Parkway (EMD) ← d		0424	0453		0527	0542	0543				←	0615		0624	0641	0659
Loughborough (LBO) d		0431	0500		0534	0551	0550				→	0551		0632	0648	
Barrow Upon Soar (BWS) d						→						0556				
Sileby (SIL) d												0600				
Syston (SYS) d												0607				
Leicester (LEI) a		0441	0510		0544		0600		0609	0615	0629		0642	0658		0712
Leicester (LEI) d		0447	0512		0547		0602		0610		0630		0643	0700		0714
Market Harborough (MHR) d			0525		0600				0624				0657			0727
Melton Mowbray (MMO) d																
Oakham (OKM) d																
Corby (COR) d	0432			0537				0610					0638			0709
Kettering (KET) a	0440	0534	0534	0545	0609			0618	0633				0646	0706		0737
Kettering (KET) d	0440	0535	0535	0545	0611			0618	0636				0647	0707		0738
Wellingborough (WEL) d	0448			0553				0626					0655			0725
Bedford (BDM) 7 d	0507			0609				0640					0710			0740
Luton (LUT) 10 d	0529			0625				0656					0726			0756
Luton Airport Parkway (LTN) ← 7 d	0532	0613	0613	0628				0659					0729			0759
St Pancras International (STP) ⊕ 15 a	0602	0636	0636	0651	0701		0709	0724	0735		0739	0754	0757	0808	0824	0827

Operator Days of operation/Notes 1st Class/Reservations/Bus Catering facilities	EM ◇	EM 1◇ ⌘	EM ◇	EM 1◇ ⌘	EM 1◇ ⌘	EM ◇	EM ◇	EM 1◇ ⌘	EM ◇	EM 1◇ ⌘	EM ◇	EM 1◇ ⌘	EM 1◇ ⌘	EM ◇	EM 1◇ ⌘	EM ◇
Sheffield (SHF) 7 d		0630				0700						0734				0757
Chesterfield (CHD) d		0644				0713						0746				0811
Derby (DBY) 6 d		0705				0733						0806				0832
Long Eaton (LGE) d						0741										0840
Grimsby Town (GMB) d																
Lincoln (LCN) d				0614				0640								
Newark Castle (NCT) d				0642				0714								
Nottingham (NOT) 8 d				0712				0727	0749					0813	0824	
Beeston (BEE) d				0718				0733						0819	0831	
Attenborough (ATB) d								0737							0835	
East Midlands Parkway (EMD) ← d				0727c				0744	0759	←				0825	0842	0845
Loughborough (LBO) d	0659	0719			0750			0753		→	0753	0820			0852	0853
Barrow Upon Soar (BWS) d	0704										0758				0857	
Sileby (SIL) d	0708										0804					
Syston (SYS) d	0714										0810					
Leicester (LEI) a	0723	0729		0740	0800			0812	0818	0830				0839		0903
Leicester (LEI) d		0731		0743	0801			0814		0831				0842		0904
Market Harborough (MHR) d				0757				0827						0855		
Melton Mowbray (MMO) d														0815		
Oakham (OKM) d														0827		
Corby (COR) d			0739			0808						0839	0848			0910
Kettering (KET) a			0747	0806		0816		0836				0847	0857	0906		0918
Kettering (KET) d			0747	0808		0816		0837				0847		0912		0919
Wellingborough (WEL) d			0756			0825						0855				0927
Bedford (BDM) 7 d			0810			0839						0911				0941
Luton (LUT) 10 d			0825			0855						0926				0956
Luton Airport Parkway (LTN) ← 7 d			0828			0858						0929				0959
St Pancras International (STP) ⊕ 15 a		0838	0851	0856	0909	0921		0927		0939	0953		1006		1009	1022

NOTES (see introductory pages for explanation of train operator codes and standard symbols)

- a Arrival time
- d Departure time
- c Arrives 3 minutes earlier

- MO Mondays only
- MX Not Mondays

Sheffield, Chesterfield, Derby, Nottingham, Leicester, Corby and Kettering to London

Mondays to Fridays

Operator 1st Class/Reservations/Bus Catering facilities	EM ◇	EM ◇	EM ◇	EM ◇	EM ◇	EM ◇	EM ◇	EM ◇	EM ◇	EM ◇	EM ◇	EM ◇	EM ◇	EM ◇	EM ◇	EM ◇
Sheffield (SHF)			0837			0900						0937				1000
Chesterfield (CHD) d			0849			0913						0949				1013
Derby (DBY)			0909			0932						1009				1032
Long Eaton (LGE) d						0941										1041
Grimsby Town (GMB) d									0741							0840
Lincoln (LCN) d									0838							0935
Newark Castle (NCT) d									0906							1003
Nottingham (NOT)	0850				0912				0929	0950				1012	1027	
Beeston (BEE) d					0918				0935					1018	1033	
Attenborough (ATB) d									0939						1037	
East Midlands Parkway (EMD)					0925	0945			0946					1025	1044	1045
Loughborough (LBO) d					0932	0953			0955		0955			1032	1053	1053
Barrow Upon Soar (BWS) d																1058
Sileby (SIL) d		0857										1000				1102
Syston (SYS) d		0901										1004				1108
Leicester (LEI) a	0910	0916	0929		0942	1003				1012	1019	1029		1042		1103
Leicester (LEI) d	0912		0930		0943	1004				1013		1032		1043		1104
Market Harborough (MHR) d	0926				0957					1026				1057		
Melton Mowbray (MMO) d																
Oakham (OKM) d																
Corby (COR) d					0939		1010							1038		
Kettering (KET) a	0935				0947	1006	1018			1035				1046	1106	
Kettering (KET) d	0936				0948	1007	1019			1036				1047	1107	
Wellingborough (WEL) d					0956		1027							1055		
Bedford (BDM)					1010		1040							1110		
Luton (LUT)					1025		1056							1126		
Luton Airport Parkway (LTN)					1029		1059							1129		
St Pancras International (STP)	1027		1039	1052	1055	1109	1123			1127		1138	1152	1155		1209

Operator 1st Class/Reservations/Bus Catering facilities	EM ◇	EM ◇	EM ◇	EM ◇	EM ◇	EM ◇	EM ◇	EM ◇	EM ◇	EM ◇	EM ◇	EM ◇	EM ◇	EM ◇	EM ◇	EM ◇
Sheffield (SHF)			1037				1100					1137				1200
Chesterfield (CHD) d			1049				1113					1149				1212
Derby (DBY)			1110				1132					1209				1232
Long Eaton (LGE) d							1141									1240
Grimsby Town (GMB) d																1040
Lincoln (LCN) d						1034										1135
Newark Castle (NCT) d						1104										1203
Nottingham (NOT)		1050			1112	1127					1151			1212	1227	
Beeston (BEE) d					1118	1133								1218	1233	
Attenborough (ATB) d						1137									1237	
East Midlands Parkway (EMD)					1127	1144	1145							1225	1244	1245
Loughborough (LBO) d					1134	1153	1153		1153					1232	1253	1252
Barrow Upon Soar (BWS) d																
Sileby (SIL) d									1158							
Syston (SYS) d									1202							
Leicester (LEI) a									1208							
Leicester (LEI) d		1110	1131		1144		1203	1216		1211	1229		1242			1302
Leicester (LEI) d		1112	1133		1145		1204			1213	1232		1243			1303
Market Harborough (MHR) d		1126			1159					1226			1257			
Melton Mowbray (MMO) d																
Oakham (OKM) d																
Corby (COR) d	1110				1139					1203			1239			1309
Kettering (KET) a	1118	1135		1147	1208					1211	1235		1247	1306		1317
Kettering (KET) d	1119	1137		1147	1209					1211	1237		1247	1307		1318
Wellingborough (WEL) d	1127			1156						1219			1255			1327
Bedford (BDM)	1140			1210						1238e			1310			1340
Luton (LUT)	1156			1225						1255			1325			1356
Luton Airport Parkway (LTN)	1159			1228						1258			1328			1359
St Pancras International (STP)	1222	1227	1239	1251	1255		1308			1321	1327	1339	1351	1354		1409

NOTES (see introductory pages for explanation of train operator codes and standard symbols)

- a Arrival time
- d Departure time
- e Arrives 5 minutes earlier

Sheffield, Chesterfield, Derby, Nottingham, Leicester, Corby and Kettering to London

Mondays to Fridays

Operator 1st Class/Reservations/Bus Catering facilities	EM 11 ♣	EM ◇	EM 11 ♣	EM ◇	EM 11 ♣	EM 11 ♣	EM ◇	EM ◇	EM ◇	EM 11 ♣	EM ◇	EM 11 ♣	EM ◇	EM 11 ♣	EM 11 ♣	EM 11 ♣	EM ◇
Sheffield (SHF) 7 d			1237				1300					1337				1400	
Chesterfield (CHD) d			1249				1313					1349				1412	
Derby (DBY) 6 d			1309				1332					1409				1432	
Long Eaton (LGE) d							1341									1440	
Grimsby Town (GMB) d																	1240
Lincoln (LCN) d									1236								1335
Newark Castle (NCT) d									1304								1404
Nottingham (NOT) 8 d	1250				1312				1328	1350				1412			1427
Beeston (BEE) d					1318				1335					1418			1434
Attenborough (ATB) d									1339								1438
East Midlands Parkway (EMD) 4 d					1326	1345			1346					1425	1445		1445
Loughborough (LBO) d		1253			1334	1353			1354		1354			1432	1452		1453
Barrow Upon Soar (BWS) d		1258															
Sileby (SIL) d		1302										1400					
Syston (SYS) d		1308										1404					
Leicester (LEI) a	1310	1316	1329		1344	1403				1410	1417	1429		1442	1502		
Leicester (LEI) d	1313		1332		1345	1404				1413		1432		1443	1504		
Market Harborough (MHR) d	1326				1358					1426				1457			
Melton Mowbray (MMO) d																	
Oakham (OKM) d																	
Corby (COR) d				1339			1406						1440			1507	
Kettering (KET) a	1335			1347	1407		1414			1435			1448	1506		1515	
Kettering (KET) d	1337			1347	1408		1414			1437			1448	1507		1515	
Wellingborough (WEL) d				1355			1423						1456			1523	
Bedford (BDM) 7 d				1410			1441						1510			1541	
Luton (LUT) 10 d				1425			1456						1525			1556	
Luton Airport Parkway (LTN) 7 d				1428			1459						1528			1559	
St Pancras International (STP) 15 a	1427		1442	1451	1455	1509	1522			1526		1539	1551	1554	1609	1622	

Operator 1st Class/Reservations/Bus Catering facilities	EM 11 ♣	EM ◇	EM 11 ♣	EM ◇	EM 11 ♣	EM 11 ♣	EM ◇	EM ◇	EM ◇	EM 11 ♣	EM ◇	EM 11 ♣	EM ◇	EM 11 ♣	EM 11 ♣	EM ◇	EM ◇
Sheffield (SHF) 7 d			1437				1500					1537				1600	
Chesterfield (CHD) d			1449				1512					1549				1613	
Derby (DBY) 6 d			1509				1532					1609				1632	
Long Eaton (LGE) d							1540									1641	
Grimsby Town (GMB) d																	1438
Lincoln (LCN) d									1437								1533
Newark Castle (NCT) d									1504								1559
Nottingham (NOT) 8 d	1450				1512				1528	1550				1612			1628
Beeston (BEE) d					1518				1534					1618			1634
Attenborough (ATB) d									1538								1638
East Midlands Parkway (EMD) 4 d					1525	1545			1545					1625	1645		1645
Loughborough (LBO) d		1453			1532	1552			1554		1554			1632	1653		1654
Barrow Upon Soar (BWS) d		1459															
Sileby (SIL) d		1503										1603					
Syston (SYS) d		1508										1609					
Leicester (LEI) a	1510	1517	1529		1542	1602				1610	1617	1629		1642	1703		
Leicester (LEI) d	1512		1531		1543	1603				1612		1630		1643	1704		
Market Harborough (MHR) d	1526				1557					1625				1657			
Melton Mowbray (MMO) d																	
Oakham (OKM) d																	
Corby (COR) d				1540			1610						1640			1706	
Kettering (KET) a	1535			1548	1606		1618			1635			1648	1706		1714	
Kettering (KET) d	1537			1548	1607		1618			1636			1648	1707		1715	
Wellingborough (WEL) d				1556			1627						1656			1727f	
Bedford (BDM) 7 d				1610			1640						1712	1726c		1741	
Luton (LUT) 10 d				1626			1656						1727			1756	
Luton Airport Parkway (LTN) 7 d				1629			1659						1730			1759	
St Pancras International (STP) 15 a	1627		1639	1653	1656	1709	1723			1728		1740	1753	1806	1809	1823	

NOTES (see introductory pages for explanation of train operator codes and standard symbols)

- a Arrival time
- d Departure time
- c Arrives 3 minutes earlier
- f Arrives 4 minutes earlier

Sheffield, Chesterfield, Derby, Nottingham, Leicester, Corby and Kettering to London

Mondays to Fridays

Operator Days of operation/Notes 1st Class/Reservations/Bus Catering facilities	EM	EM	EM	EM	EM	EM	EM	EM	EM	EM	EM	EM	EM	EM	EM	EM	EM
	1◇	◇	1◇	◇	1◇	◇	1◇	◇	◇	1◇	◇	1◇	◇	1◇	◇	1◇	◇
Sheffield (SHF) 7 d			1637					1701				1732			1800		
Chesterfield (CHD) d			1649					1714				1745			1812		
Derby (DBY) 6 d			1709					1734				1808			1832		
Long Eaton (LGE) d								1743							1840		
Grimsby Town (GMB) d																	1641
Lincoln (LCN) d							1634										1736
Newark Castle (NCT) d							1705										1808
Nottingham (NOT) 8 d	1650				1712	1730					1750			1810			1837
Beeston (BEE) d					1718	1736								1816			1843
Attenborough (ATB) d						1740											1847
East Midlands Parkway (EMD) 4 d					1725	1747	1748								1823	1845	1853
Loughborough (LBO) d		1654			1732	1755	1755	1755							1830	1852	1902
Barrow Upon Soar (BWS) d		1659						1801									
Sileby (SIL) d		1704						1805									
Syston (SYS) d		1712						1810									
Leicester (LEI) a	1710	1720	1729		1742		1805	1818		1810	1829		1840	1902			
Leicester (LEI) d	1713		1730		1745		1806			1811	1830		1841	1903			
Market Harborough (MHR) d	1727				1758					1824			1855				
Melton Mowbray (MMO) d																	
Oakham (OKM) d																	
Corby (COR) d				1739					1806			1838					1909
Kettering (KET) a	1736			1747	1807				1814	1833		1846	1904				1917
Kettering (KET) d	1737			1748	1808				1815	1834		1846	1905				1918
Wellingborough (WEL) d			1754	1756	1815				1823	1841		1854					1927
Bedford (BDM) 7 d				1810					1840f			1909					1940
Luton (LUT) 10 d				1826					1855			1924					1956
Luton Airport Parkway (LTN) 7 d				1829					1858			1927					1959
St Pancras International (STP) 15 a	1826		1841	1852	1905		1910		1921	1926	1938	1950	1955	2007	2022		









Operator 1st Class/Reservations/Bus Catering facilities	EM	EM	EM	EM	EM	EM	EM	EM	EM	EM	EM	EM	EM	EM	EM	EM	EM
	1◇	◇	1◇	◇	1◇	◇	1◇	◇	◇	1◇	◇	1◇	◇	1◇	◇	1◇	◇
Sheffield (SHF) 7 d			1837					1900				1937					2000
Chesterfield (CHD) d			1849					1912				1949					2012
Derby (DBY) 6 d			1909					1932				2010					2032
Long Eaton (LGE) d								1940									2040
Grimsby Town (GMB) d															1838		
Lincoln (LCN) d						1834									1932		
Newark Castle (NCT) d						1903									2001		
Nottingham (NOT) 8 d	1850				1912	1927				1949				2011	2024		
Beeston (BEE) d					1919	1933								2017	2031		
Attenborough (ATB) d						1937									2035		
East Midlands Parkway (EMD) 4 d					1925	1944	1945								2023	2042	2045
Loughborough (LBO) d		1902			1933	1953	1952	1953		2004				2031	2050	2052	
Barrow Upon Soar (BWS) d		1907						1958							2056		2056
Sileby (SIL) d		1911						2003									2100
Syston (SYS) d		1917						2009									2105
Leicester (LEI) a	1910	1924	1929		1943		2002	2018		2014	2032		2041		2103		2114
Leicester (LEI) d	1911		1930		1944		2003			2015	2033		2042		2104		
Market Harborough (MHR) d	1925				1957					2028			2056				
Melton Mowbray (MMO) d																	
Oakham (OKM) d																	
Corby (COR) d				1939					2010			2039					
Kettering (KET) a	1934			1947	2006				2018	2037		2047	2105				
Kettering (KET) d	1935			1948	2007				2018	2038		2048	2106				
Wellingborough (WEL) d				1956					2027			2056					
Bedford (BDM) 7 d				2010					2041			2110					
Luton (LUT) 10 d				2025					2057			2126					
Luton Airport Parkway (LTN) 7 d				2028					2100			2129					
St Pancras International (STP) 15 a	2027		2036	2051	2054		2108		2123	2134	2139	2152	2156				2207

NOTES (see introductory pages for explanation of train operator codes and standard symbols)

- a Arrival time
- d Departure time
- f Arrives 4 minutes earlier
- A Also calls at Belper 1758

Sheffield, Chesterfield, Derby, Nottingham, Leicester, Corby and Kettering to London

Mondays to Fridays

Operator 1st Class/Reservations/Bus Catering facilities	EM 1◇ ♣	EM ◇	EM 1◇ ♣	EM 1◇ ♣	EM ◇	EM ◇	EM 1◇ ♣	EM ◇	EM ◇
Sheffield (SHF)  d			2101				2145		
Chesterfield (CHD) d			2113				2201		
Derby (DBY)  d			2134				2220		
Long Eaton (LGE) d			2142				2229		
Grimsby Town (GMB) d									
Lincoln (LCN) d									
Newark Castle (NCT) d									
Nottingham (NOT)  d	2049			2140		2158			2320
Beeston (BEE) d	2055			2149		2205			2326
Attenborough (ATB) d						2209			
East Midlands Parkway (EMD)  d	2102		2147	2156		2216	2233		2333
Loughborough (LBO) d	2110		2154			2224	2241		2341
Barrow Upon Soar (BWS) d						2230			
Sileby (SIL) d						2234			
Syston (SYS) d						2239			
Leicester (LEI) a	2121		2204	2210		2248	2251		2353
Leicester (LEI) d	2123		2206	2215			2252		
Market Harborough (MHR) d	2137			2228			2305		
Melton Mowbray (MMO) d									
Oakham (OKM) d									
Corby (COR) d		2142			2233			2310	
Kettering (KET) a	2146	2150		2237	2241		2314	2318	
Kettering (KET) d	2147	2151		2240	2242		2315		
Wellingborough (WEL) d		2159			2250				
Bedford (BDM)  d		2213			2304				
Luton (LUT)  d		2229			2322				
Luton Airport Parkway (LTN)  d		2232		2316	2325				
St Pancras International (STP)  a	2239	2255	2316	2352	2358		0023		

NOTES (see introductory pages for explanation of train operator codes and standard symbols)

- a Arrival time
d Departure time

Sheffield, Chesterfield, Derby, Nottingham, Leicester, Corby and Kettering to London

Saturdays

Operator 1st Class/Reservations/Bus Catering facilities	EM ◇	EM 1◇ ⌘	EM ◇	EM 1◇ ⌘	EM ◇	EM ◇	EM 1◇ ⌘	EM ◇	EM 1◇ ⌘	EM 1◇ ⌘	EM ◇	EM 1◇ ⌘	EM ◇	EM 1◇ ⌘	EM ◇	EM 1◇ ⌘	EM ◇	EM 1◇ ⌘	EM ◇
Sheffield (SHF)							0530					0556				0633			0700
Chesterfield (CHD) d							0542					0609				0645			0712
Derby (DBY)			0447		0459		0602					0628				0705			0732
Long Eaton (LGE) d			0456		0508							0637							0740
Grimsby Town (GMB) d																			0629
Lincoln (LCN) d																			0658
Newark Castle (NCT) d																			
Nottingham (NOT)				0526	0533					0612			0649					0712	0726
Beeston (BEE) d										0618								0718	0732
Attenborough (ATB) d																			0736
East Midlands Parkway (EMD)		0500		0536	0544					0624	0641		0659					0724	0743
Loughborough (LBO) d		0508		0543	0553					0632	0649			0700	0719			0732	0752
Barrow Upon Soar (BWS) d					0558									0705					0752
Sileby (SIL) d					0602									0709					0752
Syston (SYS) d					0608									0715					0752
Leicester (LEI) a		0518		0553	0617		0622		0642	0700		0712	0723	0729		0742			0802
Leicester (LEI) d		0519		0554			0623		0643	0701		0713		0730		0743			0803
Market Harborough (MHR) d		0533		0608			0637		0656			0727				0757			
Melton Mowbray (MMO) d																			
Oakham (OKM) d																			
Corby (COR) d	0510		0540			0610		0640				0710				0740			
Kettering (KET) a	0518		0548	0617		0618	0646	0648	0705			0718	0736			0748	0806		
Kettering (KET) d	0519		0549	0618		0619	0647	0648	0706			0719	0737			0749	0807		
Wellingborough (WEL) d	0527		0557			0627		0656				0727				0757			
Bedford (BDM)	0540		0610			0641		0710				0740				0811			
Luton (LUT)	0556		0626			0656		0725				0756				0826			
Luton Airport Parkway (LTN)	0559		0629			0659		0728				0759				0829			
St Pancras International (STP)	0623	0627	0652	0704		0722	0736	0751	0754	0809	0822	0827			0836	0852	0855		0907

Operator Days of operation/Notes 1st Class/Reservations/Bus Catering facilities	EM ◇	EM 1◇ ⌘	EM 1◇ ⌘	EM 1◇ ⌘	EM ◇	EM 1◇ ⌘	EM 1◇ ⌘	EM ◇	EM A ◇	EM 1◇ ⌘	EM A ◇	EM 1◇ ⌘	EM ◇	EM 1◇ ⌘	EM 1◇ ⌘	EM ◇	EM ◇	EM 1◇ ⌘	EM ◇
Sheffield (SHF)				0731			0800						0835			0901			
Chesterfield (CHD) d				0743			0812						0848			0913			
Derby (DBY)				0804			0832						0910			0932			
Long Eaton (LGE) d							0840									0941			
Grimsby Town (GMB) d									0642										
Lincoln (LCN) d									0739										0839
Newark Castle (NCT) d									0806										0907
Nottingham (NOT)		0746				0812			0831	0850				0912				0929	0950
Beeston (BEE) d						0818			0837					0918				0935	
Attenborough (ATB) d									0841									0939	
East Midlands Parkway (EMD)						0824	0845		0848					0924	0945			0946	
Loughborough (LBO) d			0752			0832	0852		0856		0856			0932	0953			0955	
Barrow Upon Soar (BWS) d			0757																
Sileby (SIL) d			0801																
Syston (SYS) d			0807																
Leicester (LEI) a		0809	0815	0827		0842	0902		0910	0918	0930		0942	1003					1010
Leicester (LEI) d		0812		0829		0843	0904		0913		0931		0943	1004					1013
Market Harborough (MHR) d		0826				0857			0927				0956						1026
Melton Mowbray (MMO) d																			
Oakham (OKM) d																			
Corby (COR) d	0810				0840			0910					0940			1010			
Kettering (KET) a	0818	0835			0848	0906		0918		0936			0948	1006		1018			1035
Kettering (KET) d	0819	0836			0848	0907		0919		0937			0948	1007		1019			1036
Wellingborough (WEL) d	0827				0856			0927					0956			1027			
Bedford (BDM)	0840				0910			0940					1010			1040			
Luton (LUT)	0856				0925			0956					1025			1055			
Luton Airport Parkway (LTN)	0859				0928			0959					1028			1058			
St Pancras International (STP)	0922	0927		0934	0951	0954	1007	1022		1027		1039	1051	1054	1109	1121			1127

NOTES (see introductory pages for explanation of train operator codes and standard symbols)

- a Arrival time
- d Departure time
- A From Cleethorpes

Sheffield, Chesterfield, Derby, Nottingham, Leicester, Corby and Kettering to London

Saturdays

Operator 1st Class/Reservations/Bus Catering facilities	EM ◇	EM 1◇ ⌘	EM ◇	EM 1◇ ⌘	EM 1◇ ⌘	EM ◇	EM ◇	EM 1◇ ⌘	EM ◇	EM 1◇ ⌘	EM ◇	EM 1◇ ⌘	EM ◇	EM 1◇ ⌘	EM ◇	EM 1◇ ⌘	EM ◇	EM 1◇ ⌘	
Sheffield (SHF)		0929		1000						1036			1100					1130	
Chesterfield (CHD) d		0941		1013						1048			1112					1142	
Derby (DBY)		1005		1033						1108			1132					1208	
Long Eaton (LGE) d				1041									1140						
Grimsby Town (GMB) d							0838												
Lincoln (LCN) d							0933									1035			
Newark Castle (NCT) d							1003									1104			
Nottingham (NOT)				1012			1030	1050					1112			1129	1150		
Beeston (BEE) d				1018			1036						1118			1137			
Attenborough (ATB) d							1040									1141			
East Midlands Parkway (EMD)				1024	1046		1047						1125	1145		1148			
Loughborough (LBO) d	0955			1032	1053		1055			1055			1133	1152		1157		1157	
Barrow Upon Soar (BWS) d	1000									1100								1202	
Sileby (SIL) d	1004									1104								1206	
Syston (SYS) d	1009									1109								1212	
Leicester (LEI) a	1017	1026		1042	1103			1110	1117	1128			1143	1202			1210	1220	1228
Leicester (LEI) d		1027		1043	1104			1112		1130			1144	1204			1213		1231
Market Harborough (MHR) d				1056				1125					1158				1226		
Melton Mowbray (MMO) d																			
Oakham (OKM) d																			
Corby (COR) d			1040			1110						1140			1210				
Kettering (KET) a			1048	1105		1118		1134				1148	1207		1218		1235		
Kettering (KET) d			1048	1106		1119		1136				1148	1208		1219		1236		
Wellingborough (WEL) d			1056			1128						1156			1227				
Bedford (BDM)			1110			1141						1210			1240				
Luton (LUT)			1125			1156						1225			1256				
Luton Airport Parkway (LTN)			1128			1159						1228			1259				
St Pancras International (STP)	1139	1151	1154	1209	1222			1227		1239	1251	1255	1309	1322		1327		1336	

Operator Days of operation/Notes 1st Class/Reservations/Bus Catering facilities	EM ◇	EM 1◇ ⌘	EM A ◇	EM 1◇ ⌘	EM ◇	EM 1◇ ⌘	EM A ◇	EM ◇	EM 1◇ ⌘	EM ◇	EM 1◇ ⌘	EM ◇	EM 1◇ ⌘	EM ◇	EM B 1◇ ⌘	EM C 1◇ ⌘	EM ◇	EM 1◇ ⌘	EM ◇
Sheffield (SHF)				1200					1236			1300							1336
Chesterfield (CHD) d				1212					1249			1312							1349
Derby (DBY)				1232					1309			1332							1409
Long Eaton (LGE) d				1240								1340							
Grimsby Town (GMB) d			1038																
Lincoln (LCN) d			1133											1235					
Newark Castle (NCT) d			1202											1304					
Nottingham (NOT)		1212	1227			1250					1312			1330	1345	1350			
Beeston (BEE) d		1218	1233								1318			1336					
Attenborough (ATB) d			1237											1340					
East Midlands Parkway (EMD)		1225	1244	1245							1325	1345		1347					
Loughborough (LBO) d		1232	1253	1252			1253				1332	1352		1356				1356	
Barrow Upon Soar (BWS) d							1258											1401	
Sileby (SIL) d							1302											1405	
Syston (SYS) d							1308											1410	
Leicester (LEI) a		1242		1302		1310	1316	1329		1342	1402				1411	1411	1417	1429	
Leicester (LEI) d		1243		1304		1313		1332		1343	1404				1413	1413		1431	
Market Harborough (MHR) d		1257				1326				1357					1426	1426			
Melton Mowbray (MMO) d																			
Oakham (OKM) d																			
Corby (COR) d	1240			1310						1340			1410						1440
Kettering (KET) a	1248	1306		1318	1335					1348	1406		1418		1435	1435			1448
Kettering (KET) d	1248	1307		1319	1336					1348	1407		1419		1436	1436			1448
Wellingborough (WEL) d	1256			1327						1356			1427						1456
Bedford (BDM)	1310			1340						1410			1440						1510
Luton (LUT)	1325			1356						1425			1456						1525
Luton Airport Parkway (LTN)	1328			1359						1428			1459						1528
St Pancras International (STP)	1351	1354		1408	1422	1427		1436	1451	1454	1507	1522			1527	1527		1536	1551

NOTES (see introductory pages for explanation of train operator codes and standard symbols)

- a Arrival time
- d Departure time
- A From Cleethorpes
- B Runs until 7 September
- C Runs from 14 September

Sheffield, Chesterfield, Derby, Nottingham, Leicester, Corby and Kettering to London

Saturdays

Operator 1st Class/Reservations/Bus Catering facilities	EM 1◇	EM ◇	EM 1◇	EM ◇	EM 1◇	EM ◇	EM 1◇	EM ◇	EM 1◇	EM ◇	EM 1◇	EM ◇	EM 1◇	EM ◇	EM 1◇	EM ◇	EM 1◇	EM ◇
Sheffield (SHF) 7 d			1400					1435			1501					1537		1600
Chesterfield (CHD) d			1413					1449			1513					1549		1613
Derby (DBY) 6 d			1433					1510			1533					1611		1632
Long Eaton (LGE) d			1441								1541							1641
Grimsby Town (GMB) d		1240																
Lincoln (LCN) d		1335											1437					
Newark Castle (NCT) d		1403											1506					
Nottingham (NOT) 8 d	1412	1427				1449				1512			1529	1550				1612
Beeston (BEE) d	1418	1433								1518			1535					1618
Attenborough (ATB) d		1437											1539					
East Midlands Parkway (EMD) d	1424	1444	1446							1524	1546		1546					1624
Loughborough (LBO) d	1432	1452	1453							1532	1553		1554					1632
Barrow Upon Soar (BWS) d		1457											1559					1645
Sileby (SIL) d							1457						1603					1632
Syston (SYS) d							1501						1608					1653
Leicester (LEI) a	1442		1503		1510	1516	1530			1542	1603			1611	1617	1631		1642
Leicester (LEI) d	1443		1504		1513		1532			1543	1604			1614		1632		1643
Market Harborough (MHR) d	1456				1526					1556				1627				1656
Melton Mowbray (MMO) d																		
Oakham (OKM) d																		
Corby (COR) d				1510					1540				1610					1640
Kettering (KET) a	1505			1518	1535				1548	1605			1618		1636			1648
Kettering (KET) d	1506			1519	1536				1548	1606			1619		1637			1648
Wellingborough (WEL) d				1527					1556				1628					1656
Bedford (BDM) 7 d				1541					1610				1641					1710
Luton (LUT) 10 d				1556					1625				1656					1725
Luton Airport Parkway (LTN) 7 d				1559					1628				1659					1728
St Pancras International (STP) 15 a	1554		1608	1622	1627		1636	1651	1654	1710	1722		1726		1739	1751	1754	1809









Operator 1st Class/Reservations/Bus Catering facilities	EM ◇	EM ◇	EM 1◇	EM ◇	EM 1◇	EM ◇	EM 1◇	EM ◇	EM 1◇	EM ◇	EM 1◇	EM ◇	EM 1◇	EM ◇	EM 1◇	EM ◇	EM 1◇	EM ◇
Sheffield (SHF) 7 d					1637				1700				1731			1800		
Chesterfield (CHD) d					1649				1712				1749			1812		
Derby (DBY) 6 d					1711				1732				1811			1832		
Long Eaton (LGE) d									1740							1840		
Grimsby Town (GMB) d		1438																1638
Lincoln (LCN) d		1533									1636							1732
Newark Castle (NCT) d		1605									1706							1759
Nottingham (NOT) 8 d		1631	1650				1711				1730	1750				1812		1827
Beeston (BEE) d		1639					1718				1739					1818		1833
Attenborough (ATB) d		1642									1743							1837
East Midlands Parkway (EMD) d		1649					1724	1745			1750					1824	1845	1847c
Loughborough (LBO) d		1658		1658			1732	1752			1758		1758			1832	1852	1856
Barrow Upon Soar (BWS) d				1703									1803					
Sileby (SIL) d				1707									1807					
Syston (SYS) d				1712									1812					
Leicester (LEI) a			1712	1720	1731		1742	1802				1810	1820	1831		1842	1902	
Leicester (LEI) d			1713		1733		1743	1804				1813		1833		1843	1904	
Market Harborough (MHR) d			1726				1756					1826				1856		
Melton Mowbray (MMO) d																		
Oakham (OKM) d																		
Corby (COR) d	1707					1740			1810							1840		1910
Kettering (KET) a	1715		1735			1748	1805		1818		1835				1848	1905		1918
Kettering (KET) d	1715		1736			1748	1806		1819		1836				1848	1906		1919
Wellingborough (WEL) d	1724					1756			1827						1856			1927
Bedford (BDM) 7 d	1741					1810			1840						1910			1940
Luton (LUT) 10 d	1756					1825			1856						1925			1956
Luton Airport Parkway (LTN) 7 d	1759					1828			1859						1928			1959
St Pancras International (STP) 15 a	1822		1827		1836	1851	1854	1909	1922		1927		1936	1951	1954	2007	2022	









NOTES (see introductory pages for explanation of train operator codes and standard symbols)

- a Arrival time
- d Departure time
- c Arrives 3 minutes earlier

Sheffield, Chesterfield, Derby, Nottingham, Leicester, Corby and Kettering to London

Saturdays

Operator 1st Class/Reservations/Bus Catering facilities	EM 1◇ ♣	EM ◇	EM 1◇ ♣	EM ◇	EM 1◇ ♣	EM 1◇ ♣	EM ◇	EM ◇	EM 1◇ ♣	EM ◇	EM 1◇ ♣	EM ◇	EM 1◇ ♣	EM 1◇ ♣	EM ◇	EM ◇	EM 1◇ ♣	EM ◇
Sheffield (SHF) 			1837			1901							1934			2001		
Chesterfield (CHD) d			1849			1913							1946			2013		
Derby (DBY) 			1909			1933							2011			2033		
Long Eaton (LGE) d						1941										2041		
Grimsby Town (GMB) d																		1839
Lincoln (LCN) d								1830										1935
Newark Castle (NCT) d								1858										2003
Nottingham (NOT) 	1850				1912			1928	1950						2012			2033
Beeston (BEE) d					1918			1934							2018			2039
Attenborough (ATB) d								1938										2043
East Midlands Parkway (EMD) 					1924	1945		1945							2024	2046		2050
Loughborough (LBO) d		1856			1932	1953		1953		1953					2032	2053		2058
Barrow Upon Soar (BWS) d								1958										2103
Sileby (SIL) d								2002										2107
Syston (SYS) d								2007										2112
Leicester (LEI) a	1911	1922	1929		1942	2003			2010	2016	2031		2042	2103				2110
Leicester (LEI) d	1913		1932		1943	2004			2013		2032		2043	2104				2114
Market Harborough (MHR) d	1926				1956				2026				2056					2127
Melton Mowbray (MMO) d																		
Oakham (OKM) d																		
Corby (COR) d				1940			2010						2040			2110		
Kettering (KET) a	1935			1948	2005		2018		2035				2048	2105		2118		2136
Kettering (KET) d	1936			1948	2006		2019		2036				2048	2106		2119		2137
Wellingborough (WEL) d				1956			2028						2056			2128		
Bedford (BDM) 				2010			2040						2110			2141		2155
Luton (LUT) 				2025			2055						2125			2157		
Luton Airport Parkway (LTN) 				2028			2058						2128			2200		
St Pancras International (STP) 	2027		2039	2051	2054	2109	2121		2126		2138	2151	2154	2208	2223			2234












Operator 1st Class/Reservations/Bus Catering facilities	EM 1◇ ♣	EM ◇	EM ◇	EM 1◇ ♣	EM 1◇ ♣	EM ◇	EM ◇	EM ◇	EM ◇
Sheffield (SHF) 	2030				2100				
Chesterfield (CHD) d	2042				2114				
Derby (DBY) 	2102				2135				
Long Eaton (LGE) d					2144				
Grimsby Town (GMB) d									
Lincoln (LCN) d						2042			
Newark Castle (NCT) d						2110			
Nottingham (NOT) 				2125		2149		2233	2318
Beeston (BEE) d				2131		2155		2239	2324
Attenborough (ATB) d						2159		2243	
East Midlands Parkway (EMD) 	2112			2137	2149	2206		2250	2332
Loughborough (LBO) d	2119			2145	2157	2214		2259	2340
Barrow Upon Soar (BWS) d						2219		2304	
Sileby (SIL) d						2223		2308	
Syston (SYS) d						2228		2314	
Leicester (LEI) a	2129			2155	2207	2237		2322	2351
Leicester (LEI) d				2156					
Market Harborough (MHR) d				2209					
Melton Mowbray (MMO) d									
Oakham (OKM) d									
Corby (COR) d		2140	2201				2240		
Kettering (KET) a		2148	2209	2218			2248		
Kettering (KET) d		2148		2219					
Wellingborough (WEL) d		2156		2227					
Bedford (BDM) 		2210							
Luton (LUT) 		2225							
Luton Airport Parkway (LTN) 		2228							
St Pancras International (STP) 	2251			2316					












NOTES (see introductory pages for explanation of train operator codes and standard symbols)

- a Arrival time
- d Departure time

Sheffield, Chesterfield, Derby, Nottingham, Leicester, Corby and Kettering to London

Sundays

Operator 1st Class/Reservations/Bus Catering facilities	EM 1◇	EM 1◇	EM 1◇	EM 1◇	EM 1◇	EM ◇	EM 1◇	EM ◇	EM 1◇	EM 1◇	EM ◇	EM 1◇	EM 1◇	EM ◇	EM 1◇	EM 1◇	EM ◇	EM 1◇	EM ◇
Sheffield (SHF)  d					0823					0926					1052			1152	
Chesterfield (CHD) d					0835					0938					1105			1204	
Derby (DBY)  d	0700			0751	0855					0958					1126			1225	
Long Eaton (LGE) d				0759	0903					1007					1135			1235	
Grimsby Town (GMB) d																			
Lincoln (LCN) d																			
Newark Castle (NCT) d																			
Nottingham (NOT)  d		0724			0821			0926				1016			1110			1209	
Beeston (BEE) d					0827							1116						1215	
Attenborough (ATB) d																			
East Midlands Parkway (EMD)  d	0711	0734	0804	0833	0908			0936		1011	1026			1122	1140			1221	1239
Loughborough (LBO) d		0741	0811	0841	0915			0943		1019	1033			1130	1147			1229	1247
Barrow Upon Soar (BWS) d																			
Sileby (SIL) d																			
Syston (SYS) d																			
Leicester (LEI) a	0725	0752	0822	0852	0926			0954		1030	1044			1141	1158			1240	1258
Leicester (LEI) d	0726	0753	0823	0853	0927			0956		1031	1046			1144	1200			1242	1259
Market Harborough (MHR) d	0743	0810	0840	0910	0944			1013		1044	1059			1158	1213			1256	1312
Melton Mowbray (MMO) d																			
Oakham (OKM) d																			
Corby (COR) d						1000		1038				1141			1227				1310
Kettering (KET) a	0752	0819	0849	0919	0953	1008		1022	1046	1053	1108	1149	1207		1235	1305		1318	1349
Kettering (KET) d	0753	0820	0850	0920	0954			1023		1054	1109	1149	1208		1235	1306		1318	1349
Wellingborough (WEL) d	0800	0827	0857	0927	1001			1031		1101	1116	1158			1244			1326	1357
Bedford (BDM)  d	0812	0844	0914	0944	1014			1044		1114	1130	1210			1256			1339	1410
Luton (LUT)  d	0834			1004				1103				1225			1312			1355	1425
Luton Airport Parkway (LTN)   d	0838	0907	0937	1007	1039			1107		1136	1154	1228			1315			1358	1428
St Pancras International (STP)    a	0916	0942	1012	1042	1111			1142		1210	1219	1252	1256	1308	1339	1353	1408	1422	1452

Operator 1st Class/Reservations/Bus Catering facilities	EM 1◇	EM 1◇	EM ◇	EM 1◇	EM ◇	EM 1◇	EM 1◇	EM ◇	EM 1◇	EM ◇	EM 1◇	EM 1◇	EM ◇	EM 1◇	EM 1◇	EM ◇	EM 1◇	EM 1◇	EM ◇
Sheffield (SHF)  d		1252		1331				1351		1432				1451			1531		1551
Chesterfield (CHD) d		1304		1344				1404		1446				1504			1544		1604
Derby (DBY)  d		1325		1406				1425		1506				1528			1606		1628
Long Eaton (LGE) d		1335						1434						1538					1637
Grimsby Town (GMB) d																			
Lincoln (LCN) d																			
Newark Castle (NCT) d																			
Nottingham (NOT)  d	1310					1410						1506			1547			1610	
Beeston (BEE) d	1316					1416						1512						1616	
Attenborough (ATB) d																			
East Midlands Parkway (EMD)  d	1323	1339		1416		1423	1439		1516		1520	1542		1557	1616			1623	1642
Loughborough (LBO) d	1330	1347				1430	1446				1528	1550						1630	1649
Barrow Upon Soar (BWS) d																			
Sileby (SIL) d																			
Syston (SYS) d																			
Leicester (LEI) a	1341	1358		1430		1441	1457		1530		1541	1601		1611	1630			1641	1700
Leicester (LEI) d	1343	1359		1432		1443	1459		1532		1543	1602		1613	1632			1643	1702
Market Harborough (MHR) d	1356	1412				1456	1512				1556			1626				1656	
Melton Mowbray (MMO) d																			
Oakham (OKM) d																			
Corby (COR) d			1410		1440			1510		1540				1610				1640	
Kettering (KET) a	1405		1418		1448	1505		1518		1548	1605			1618	1635			1648	1705
Kettering (KET) d	1406		1418		1448	1506		1518		1548	1606			1618	1636			1648	1706
Wellingborough (WEL) d			1426		1456			1526		1556				1626				1656	
Bedford (BDM)  d			1439		1509			1539		1609				1639				1709	
Luton (LUT)  d			1455		1525			1555		1625				1655				1725	
Luton Airport Parkway (LTN)   d			1458		1528			1558		1628				1658				1728	
St Pancras International (STP)    a	1455	1508	1522	1539	1552	1556	1609	1622	1639	1652	1655	1709	1722	1727	1739	1752	1755	1809	

NOTES (see introductory pages for explanation of train operator codes and standard symbols)

- a Arrival time
- d Departure time

Sheffield, Chesterfield, Derby, Nottingham, Leicester, Corby and Kettering to London

Sundays

Operator 1st Class/Reservations/Bus Catering facilities	EM ◇	EM 1◇ CP	EM 1◇ CP	EM ◇	EM 1◇ CP	EM 1◇ CP	EM ◇	EM 1◇ CP	EM 1◇ CP	EM ◇	EM 1◇ CP	EM 1◇ CP	EM ◇	EM 1◇ CP	EM ◇	EM 1◇ CP	EM ◇	EM 1◇ CP	EM ◇
Sheffield (SHF) 7 d			1628			1651					1728					1751			1851
Chesterfield (CHD) d			1640			1703					1741					1803			1903
Derby (DBY) 6 d			1701			1725					1802					1826			1923
Long Eaton (LGE) d						1734										1834			1932
Grimsby Town (GMB) d																			
Lincoln (LCN) d																			
Newark Castle (NCT) d																			
Nottingham (NOT) 8 d		1647			1710			1745					1810			1845		1906	
Beeston (BEE) d					1716								1816					1912	
Attenborough (ATB) d																			
East Midlands Parkway (EMD) d		1657	1712		1723	1739		1757	1813				1823	1839		1857		1919	1937
Loughborough (LBO) d			1719		1730	1746							1830	1846				1926	1944
Barrow Upon Soar (BWS) d																			
Sileby (SIL) d																			
Syston (SYS) d																			
Leicester (LEI) a		1711	1730		1741	1757		1811	1827		1841	1857		1911		1937	1955		
Leicester (LEI) d		1713	1732		1743	1802		1813	1829		1843	1902		1913		1943	1959		
Market Harborough (MHR) d		1726			1756			1826	1842		1856			1926		1956			
Melton Mowbray (MMO) d																			
Oakham (OKM) d																			
Corby (COR) d	1710			1740			1810			1840			1910		1940				2005
Kettering (KET) a	1718	1735		1748	1805		1818	1835		1848	1905		1918	1935	1948	2005			2013
Kettering (KET) d	1718	1736		1748	1806		1818	1836		1848	1906		1918	1936	1948	2006			2018
Wellingborough (WEL) d	1726			1756			1826			1856			1926		1956				2026
Bedford (BDM) 7 d	1739			1809			1839			1909			1940		2009				2039
Luton (LUT) 10 d	1755			1825			1855			1925			1956		2025		2044		2055
Luton Airport Parkway (LTN) 7 d	1758			1828			1858			1928			1959		2028				2058
St Pancras International (STP) 15 a	1822	1827	1839	1852	1855	1909	1922	1927	1939	1952	1955	2009	2023	2027	2052	2055	2108	2122	

Operator 1st Class/Reservations/Bus Catering facilities	EM 1◇ CP	EM 1◇ CP	EM ◇	EM ◇	EM 1◇ CP	EM 1◇ CP	EM 1◇ CP
Sheffield (SHF) 7 d		1951			2029		
Chesterfield (CHD) d		2003			2042		
Derby (DBY) 6 d		2025			2103		
Long Eaton (LGE) d		2034			2112		
Grimsby Town (GMB) d							
Lincoln (LCN) d							
Newark Castle (NCT) d							
Nottingham (NOT) 8 d	1959				2109	2150	
Beeston (BEE) d	2005				2115	2156	
Attenborough (ATB) d							
East Midlands Parkway (EMD) d	2012	2039			2117	2121	2202
Loughborough (LBO) d	2019	2046			2124	2129	2210
Barrow Upon Soar (BWS) d							
Sileby (SIL) d							
Syston (SYS) d							
Leicester (LEI) a	2030	2057			2135	2140	2221
Leicester (LEI) d	2032	2059			2136	2141	
Market Harborough (MHR) d	2045	2112			2150	2154	
Melton Mowbray (MMO) d							
Oakham (OKM) d							
Corby (COR) d			2110	2140			
Kettering (KET) a	2054		2118	2148	2159	2203	
Kettering (KET) d	2055		2118		2200	2205	
Wellingborough (WEL) d	2102		2126		2207	2213	
Bedford (BDM) 7 d	2115		2139		2220	2227	
Luton (LUT) 10 d			2155		2235	2242	
Luton Airport Parkway (LTN) 7 d	2131		2158		2238	2246	
St Pancras International (STP) 15 a	2155	2208	2223		2303	2309	

NOTES (see introductory pages for explanation of train operator codes and standard symbols)

- a Arrival time
d Departure time