

London to Wimbledon and Sutton via Streatham and Tulse Hill

Mondays to Fridays



















Operator Days of operation/Notes	SN A	TL B	TL C	SN D	TL B	SN E	SN F	TL G	SN E	SN H	TL B	SN F	TL B	SN E	SN A	SN D	TL C	SN F
London Victoria (VIC) 10 d	0541			0611						0641					0655	0711		
Clapham Junction (CLJ) 10 d	0548			0618						0648					0702	0718		
Balham (BAL) 4 d	0553			0623						0653						0723		
St Pancras International (STP) 15 d		0512	0527		0542			0557			0612		0627					0642
Farringdon (ZFD) 3 d		0517	0532		0547			0602			0617		0632					0647
City Thameslink (CTK) 3 d		0519	0534		0549			0604			0619		0634					0649
London Blackfriars (BFR) 3 d		0521	0536		0551			0606			0621		0636					0651
Elephant & Castle (EPH) d		0525	0540		0555			0610			0625		0640					0655
Loughborough Jn (LGJ) d		0530	0545		0600			0615			0630		0645					0700
Herne Hill (HNH) 4 d		0535	0550		0605			0620			0635		0650					0705
London Bridge (LBG) 4 d						0556	0601		0614			0631		0644				0701
South Bermondsey (SBM) d						0600	0606		0618			0636		0648				0706
Queens Rd Peckham (QRP) d						0603	0609		0622			0639		0652				0709
Peckham Rye (PMR) 4 d						0606	0612		0625			0642		0655				0712
East Dulwich (EDW) d						0609	0615		0628			0645		0658				0715
North Dulwich (NDL) d						0612	0617		0631			0647		0700				0717
Tulse Hill (TUH) 4 a		0539	0554		0609	0617	0621	0624	0634		0639	0651	0654	0704				0709
Tulse Hill (TUH) 4 d		0540	0556		0610		0621	0626			0640	0651	0656					0710
Streatham (STE) 4 d		0544	0600		0614		0625a	0630			0644	0655a	0700					0714
Tooting (TOO) d		0549			0619						0649							0719
Haydons Road (HYR) d		0552			0622						0652							0722
Wimbledon (WIM) 6 a		0554			0624						0654							0724
Wimbledon (WIM) 6 d		0555			0625						0655							0725
Wimbledon Chase (WBO) d		0558			0628						0658							0728
South Merton (SMO) d		0600			0630						0700							0730
Morden South (MDS) d		0603			0633						0703							0733
St Helier (SIH) d		0605			0635						0705							0735
Sutton Common (SUC) d		0607			0637						0707							0737
West Sutton (WSU) d		0610			0640						0710							0740
Mitcham Eastfields (MTC) d	0600		0604	0630				0634		0700			0704					0730
Mitcham Junction (MIJ) d	0603		0607	0633				0637		0703			0707					0733
Hackbridge (HCB) d	0606		0610	0636				0640		0706			0710					0736
Carshalton (CSH) d	0609		0613	0639				0643		0709			0713		0719	0739		
Sutton (Surrey) (SUO) 4 a	0613	0614	0617	0643	0644			0647		0713	0714		0717		0723	0743	0744	

NOTES (see introductory pages for explanation of train operator codes and standard symbols)

- a Arrival time
d Departure time
- A To Epsom
B From Luton
C From West Hampstead Thameslink
D To Dorking
E To Beckenham Junction
F To East Croydon
G From Kentish Town
H To Horsham

London to Wimbledon and Sutton via Streatham and Tulse Hill

Mondays to Fridays


















Operator Days of operation/Notes	TL J	SN E	SN H	TL J	SN F	TL J	SN E	SN D	TL J	SN F	TL J	SN E	SN H	TL J	SN F	TL J	SN E	SN D
London Victoria (VIC)  d			0741					0811					0841					0911
Clapham Junction (CLJ)  d			0748					0818					0848					0919
Balham (BAL)  d			0754					0823					0853					0924
St Pancras International (STP)  d	0657			0712		0727			0742		0757			0812		0827		
Farringdon (ZFD)  d	0702			0717		0732			0747		0802			0817		0832		
City Thameslink (CTK)  d	0704			0719		0734			0749		0804			0819		0834		
London Blackfriars (BFR)  d	0706			0721		0736			0751		0806			0821		0836		
Elephant & Castle (EPH)  d	0710			0725		0740			0755		0810			0825		0840		
Loughborough Jn (LGJ) d	0715			0730		0745			0800		0815			0830		0845		
Herne Hill (HNH)  d	0720			0735		0750			0805		0820			0835		0850		
London Bridge (LBG)  d		0714			0731		0744			0801		0814			0831		0844	
South Bermondsey (SBM) d		0720			0736		0748			0806		0819			0836		0848	
Queens Rd Peckham (QRP) d		0723			0739		0752			0809		0822			0839		0853	
Peckham Rye (PMR)  d		0726			0742		0755			0812		0825			0842		0856	
East Dulwich (EDW) d		0729			0745		0758			0815		0828			0845		0859	
North Dulwich (NDL) d		0731			0747		0801			0817		0831			0847		0901	
Tulse Hill (TUH)  a	0724	0734		0739	0751	0754	0804		0809	0821	0824	0834		0839	0851	0854	0904	
Tulse Hill (TUH)  d	0726			0740	0751	0756			0810	0821	0826			0840	0851	0856		
Streatham (STE)  d	0730			0744	0755a	0800			0814	0825a	0830			0844	0855a	0900		
Tooting (TOO) d				0749					0819					0849				
Haydons Road (HYR) d				0752					0822					0852				
Wimbledon (WIM)  a				0754					0824					0854				
Wimbledon (WIM)  d				0755					0825					0855				
Wimbledon Chase (WBO) d				0758					0828					0858				
South Merton (SMO) d				0800					0830					0900				
Morden South (MDS) d				0803					0833					0903				
St Helier (SIH) d				0805					0835					0905				
Sutton Common (SUC) d				0807					0837					0907				
West Sutton (WSU) d				0810					0840					0910				
Mitcham Eastfields (MTC) d	0734		0800			0804		0830			0834		0900			0904		0930
Mitcham Junction (MIJ)  d	0737		0803			0807		0833			0837		0903			0907		0933
Hackbridge (HCB) d	0740		0806			0810		0836			0840		0906			0910		0936
Carshalton (CSH) d	0743		0809			0813		0839			0843		0909			0913		0939
Sutton (Surrey) (SUO)  a	0747		0813	0814		0817		0843	0844		0847		0913	0914		0917		0943

NOTES (see introductory pages for explanation of train operator codes and standard symbols)

- a Arrival time
- d Departure time
- D To Dorking
- E To Beckenham Junction
- F To East Croydon
- H To Horsham
- J From St Albans City

London to Wimbledon and Sutton via Streatham and Tulse Hill

Mondays to Fridays

Operator Days of operation/Notes	TL J	SN F	TL J	SN E	SN H	TL J	SN F	TL J	SN E	SN D	TL J	SN F	TL J	SN E	SN H	TL J	SN F	TL J
London Victoria (VIC)  10 d					0941					1011					1041			
Clapham Junction (CLJ) 10 d					0948					1018					1048			
Balham (BAL)  4 d					0953					1023					1053			
St Pancras International (STP)  15 d	0842		0857			0912		0927			0942		0957			1012		1027
Farringdon (ZFD)  3 d	0847		0902			0917		0932			0947		1002			1017		1032
City Thameslink (CTK)  3 d	0849		0904			0919		0934			0949		1004			1019		1034
London Blackfriars (BFR)  3 d	0851		0906			0921		0936			0951		1006			1021		1036
Elephant & Castle (EPH)  d	0855		0910			0925		0940			0955		1010			1025		1040
Loughborough Jn (LGJ) d	0900		0915			0930		0945			1000		1015			1030		1045
Herne Hill (HNH)  4 d	0905		0920			0935		0950			1005		1020			1035		1050
London Bridge (LBG)  4 d		0901		0914			0931		0944			1001		1014				1031
South Bermondsey (SBM) d		0906		0918			0936		0948			1006		1019				1036
Queens Rd Peckham (QRP) d		0909		0922			0939		0952			1009		1022				1039
Peckham Rye (PMR)  4 d		0912		0925			0942		0955			1012		1025				1042
East Dulwich (EDW) d		0915		0928			0945		0958			1015		1028				1045
North Dulwich (NDL) d		0917		0931			0947		1001			1017		1031				1047
Tulse Hill (TUH)  4 a	0909	0921	0924	0934		0939	0951	0954	1004		1009	1021	1024	1034		1039	1051	1054
Tulse Hill (TUH)  4 d	0910	0921	0926			0940	0951	0956			1010	1021	1026			1040	1051	1056
Streatham (STE)  4 d	0914	0925a	0930			0944	0955a	1000			1014	1025a	1030			1044	1055a	1100
Tooting (TOO) d		0919					0949					1019						1049
Haydons Road (HYR) d		0922					0952					1022						1052
Wimbledon (WIM)  6 a		0924					0954					1024						1054
Wimbledon (WIM)  6 d		0925					0955					1025						1055
Wimbledon Chase (WBO) d		0928					0958					1028						1058
South Merton (SMO) d		0930					1000					1030						1100
Morden South (MDS) d		0933					1003					1033						1103
St Helier (SIH) d		0935					1005					1035						1105
Sutton Common (SUC) d		0937					1007					1037						1107
West Sutton (WSU) d		0940					1010					1040						1110
Mitcham Eastfields (MTC) d			0934		1000			1004		1030			1034		1100			1104
Mitcham Junction (MIJ)  d			0937		1003			1007		1033			1037		1103			1107
Hackbridge (HCB) d			0940		1006			1010		1036			1040		1106			1110
Carshalton (CSH) d			0943		1009			1013		1039			1043		1109			1113
Sutton (Surrey) (SUO)  4 a	0944		0947		1013	1014		1017		1043	1044		1047		1113	1114		1117

NOTES (see introductory pages for explanation of train operator codes and standard symbols)

- a Arrival time
d Departure time
- D To Dorking
E To Beckenham Junction
F To East Croydon
H To Horsham
J From St Albans City

London to Wimbledon and Sutton via Streatham and Tulse Hill

Mondays to Fridays

Operator Days of operation/Notes	SN	SN	TL	SN	TL	SN	SN	TL	SN	TL	SN	SN	TL	SN	TL	SN	SN	TL
	E	D	J	F	J	E	H	J	F	J	E	D	J	F	J	E	H	J
London Victoria (VIC) 10 d		1111					1141					1211					1241	
Clapham Junction (CLJ) 10 d		1118					1148					1218					1248	
Balham (BAL) 4 d		1123					1153					1223					1254	
St Pancras International (STP) 15 d			1042		1057			1112		1127			1142		1157			1212
Farringdon (ZFD) 3 d			1047		1102			1117		1132			1147		1202			1217
City Thameslink (CTK) 3 d			1049		1104			1119		1134			1149		1204			1219
London Blackfriars (BFR) 3 d			1051		1106			1121		1136			1151		1206			1221
Elephant & Castle (EPH) d			1055		1110			1125		1140			1155		1210			1225
Loughborough Jn (LGJ) d			1100		1115			1130		1145			1200		1215			1230
Herne Hill (HNH) 4 d			1105		1120			1135		1150			1205		1220			1235
London Bridge (LBG) 4 d	1044			1101		1114			1131		1144			1201		1214		
South Bermondsey (SBM) d	1048			1106		1118			1136		1148			1206		1218		
Queens Rd Peckham (QRP) d	1052			1109		1122			1139		1152			1209		1222		
Peckham Rye (PMR) 4 d	1055			1112		1125			1142		1155			1212		1225		
East Dulwich (EDW) d	1058			1115		1128			1145		1158			1215		1228		
North Dulwich (NDL) d	1101			1117		1131			1147		1201			1217		1231		
Tulse Hill (TUH) 4 a	1104		1109	1121	1124	1135		1139	1151	1154	1204		1209	1221	1224	1234		1239
Tulse Hill (TUH) 4 d			1110	1121	1126			1140	1151	1156			1210	1221	1226			1240
Streatham (STE) 4 d			1114	1125a	1130			1144	1155a	1200			1214	1225a	1230			1244
Tooting (TOO) d			1119					1149					1219					1249
Haydons Road (HYR) d			1122					1152					1222					1252
Wimbledon (WIM) 6 a			1124					1154					1224					1254
Wimbledon (WIM) 6 d			1125					1155					1225					1255
Wimbledon Chase (WBO) d			1128					1158					1228					1258
South Merton (SMO) d			1130					1200					1230					1300
Morden South (MDS) d			1133					1203					1233					1303
St Helier (SIH) d			1135					1205					1235					1305
Sutton Common (SUC) d			1137					1207					1237					1307
West Sutton (WSU) d			1140					1210					1240					1310
Mitcham Eastfields (MTC) d		1130			1134		1200			1204		1230			1234		1301	
Mitcham Junction (MIJ) d		1133			1137		1203			1207		1233			1237		1304	
Hackbridge (HCB) d		1136			1140		1206			1210		1236			1240		1307	
Carshalton (CSH) d		1139			1143		1209			1213		1239			1243		1309	
Sutton (Surrey) (SUO) 4 a		1143	1144		1147		1213	1214		1217		1243	1244		1247		1313	1314

NOTES (see introductory pages for explanation of train operator codes and standard symbols)

- a Arrival time
d Departure time
- D To Dorking
E To Beckenham Junction
F To East Croydon
H To Horsham
J From St Albans City

London to Wimbledon and Sutton via Streatham and Tulse Hill

Mondays to Fridays

Operator Days of operation/Notes	SN	TL	SN	SN	TL	SN	TL	SN	SN	TL	SN	TL	SN	SN	TL	SN	TL	SN
	F	J	E	D	J	F	J	E	H	J	F	J	E	D	J	F	J	E
London Victoria (VIC) 10 d				1311					1341					1411				
Clapham Junction (CLJ) 10 d				1318					1348					1418				
Balham (BAL) 4 d				1323					1353					1423				
St Pancras International (STP) 15 d		1227			1242		1257			1312		1327			1342		1357	
Farringdon (ZFD) 3 d		1232			1247		1302			1317		1332			1347		1402	
City Thameslink (CTK) 3 d		1234			1249		1304			1319		1334			1349		1404	
London Blackfriars (BFR) 3 d		1236			1251		1306			1321		1336			1351		1406	
Elephant & Castle (EPH) d		1240			1255		1310			1325		1340			1355		1410	
Loughborough Jn (LGJ) d		1245			1300		1315			1330		1345			1400		1415	
Herne Hill (HNH) 4 d		1250			1305		1320			1335		1350			1405		1420	
London Bridge (LBG) 4 d	1231		1244			1301		1314			1331		1344			1401		1414
South Bermondsey (SBM) d	1236		1248			1306		1318			1336		1348			1406		1419
Queens Rd Peckham (QRP) d	1239		1252			1309		1322			1339		1352			1409		1423
Peckham Rye (PMR) 4 d	1242		1255			1312		1325			1342		1355			1412		1426
East Dulwich (EDW) d	1245		1258			1315		1328			1345		1358			1415		1429
North Dulwich (NDL) d	1247		1301			1317		1331			1347		1401			1417		1431
Tulse Hill (TUH) 4 a	1251	1254	1304		1309	1321	1324	1334		1339	1351	1354	1404		1409	1421	1424	1435
Tulse Hill (TUH) 4 d	1251	1256			1310	1321	1326			1340	1351	1356			1410	1421	1426	
Streatham (STE) 4 d	1255a	1300			1314	1325a	1330			1344	1355a	1400			1414	1425a	1430	
Tooting (TOO) d					1319					1349					1419			
Haydons Road (HYR) d					1322					1352					1422			
Wimbledon (WIM) 6 a					1324					1354					1424			
Wimbledon (WIM) 6 d					1325					1355					1425			
Wimbledon Chase (WBO) d					1328					1358					1428			
South Merton (SMO) d					1330					1400					1430			
Morden South (MDS) d					1333					1403					1433			
St Helier (SIH) d					1335					1405					1435			
Sutton Common (SUC) d					1337					1407					1437			
West Sutton (WSU) d					1340					1410					1440			
Mitcham Eastfields (MTC) d		1305		1330			1334		1400			1404		1430			1434	
Mitcham Junction (MIJ) d		1308		1333			1337		1403			1407		1433			1437	
Hackbridge (HCB) d		1311		1336			1340		1406			1410		1436			1440	
Carshalton (CSH) d		1313		1339			1343		1409			1413		1439			1443	
Sutton (Surrey) (SUO) 4 a		1317		1343	1344		1347		1413	1414		1417		1443	1444		1447	



































NOTES (see introductory pages for explanation of train operator codes and standard symbols)

- a Arrival time
- d Departure time

- D To Dorking
- E To Beckenham Junction
- F To East Croydon
- H To Horsham
- J From St Albans City

London to Wimbledon and Sutton via Streatham and Tulse Hill

Mondays to Fridays

Operator Days of operation/Notes	SN H	TL J	SN F	TL J	SN E	SN D	TL J	SN F	TL J	SN E	SN H	TL J	SN F	TL J	SN E	SN D	TL J	SN F
London Victoria (VIC)  d	1441					1511					1541					1612		
Clapham Junction (CLJ)  d	1448					1518					1548					1619		
Balham (BAL)  d	1453					1523					1553					1624		
St Pancras International (STP)  d		1412		1427			1442		1457			1512		1527			1542	
Farringdon (ZFD)  d		1417		1432			1447		1502			1517		1532			1547	
City Thameslink (CTK)  d		1419		1434			1449		1504			1519		1534			1549	
London Blackfriars (BFR)  d		1421		1436			1451		1506			1521		1536			1551	
Elephant & Castle (EPH)  d		1425		1440			1455		1510			1525		1540			1555	
Loughborough Jn (LGJ)  d		1430		1445			1500		1515			1530		1545			1600	
Herne Hill (HNH)  d		1435		1450			1505		1520			1535		1550			1605	
London Bridge (LBG)  d			1431		1444			1501		1514			1531		1544			1601
South Bermondsey (SBM)  d			1436		1448			1506		1518			1536		1548			1606
Queens Rd Peckham (QRP)  d			1439		1452			1509		1522			1539		1552			1609
Peckham Rye (PMR)  d			1442		1455			1512		1525			1542		1555			1612
East Dulwich (EDW)  d			1445		1458			1515		1528			1545		1558			1615
North Dulwich (NDL)  d			1447		1501			1517		1531			1547		1601			1617
Tulse Hill (TUH)  a		1439	1451	1454	1504		1509	1521	1524	1534		1539	1551	1554	1604		1609	1621
Tulse Hill (TUH)  d		1440	1451	1456			1510	1521	1526			1540	1551	1556			1610	1621
Streatham (STE)  d		1444	1455a	1500			1514	1525a	1530			1544	1555a	1600			1614	1625a
Tooting (TOO)  d		1449					1519					1549					1619	
Haydons Road (HYR)  d		1452					1522					1552					1622	
Wimbledon (WIM)  a		1454					1524					1554					1624	
Wimbledon (WIM)  d		1455					1525					1555					1625	
Wimbledon Chase (WBO)  d		1458					1528					1558					1628	
South Merton (SMO)  d		1500					1530					1600					1630	
Morden South (MDS)  d		1503					1533					1603					1633	
St Helier (SIH)  d		1505					1535					1605					1635	
Sutton Common (SUC)  d		1507					1537					1607					1637	
West Sutton (WSU)  d		1510					1540					1610					1640	
Mitcham Eastfields (MTC)  d	1500			1504		1530			1534		1600			1604		1630		
Mitcham Junction (MIJ)  d	1503			1507		1533			1537		1603			1607		1633		
Hackbridge (HCB)  d	1506			1510		1536			1540		1606			1610		1636		
Carshalton (CSH)  d	1509			1513		1539			1543		1609			1613		1639		
Sutton (Surrey) (SUO)  a	1513	1514		1517		1543	1544		1547		1613	1614		1617		1643	1644	

NOTES (see introductory pages for explanation of train operator codes and standard symbols)

- a Arrival time
d Departure time
- D To Dorking
E To Beckenham Junction
F To East Croydon
H To Horsham
J From St Albans City

London to Wimbledon and Sutton via Streatham and Tulse Hill

Mondays to Fridays



































Operator Days of operation/Notes	TL J	SN E	SN H	TL J	SN F	TL J	SN E	SN D	TL J	SN F	TL J	SN E	SN A	SN H	TL J	SN F	TL J	SN E
London Victoria (VIC) 10 d			1641					1711					1725	1741				
Clapham Junction (CLJ) 10 d			1648					1718					1732	1748				
Balham (BAL) 4 d			1653					1723						1753				
St Pancras International (STP) 15 d	1557			1612		1627			1642		1657				1712		1727	
Farringdon (ZFD) 3 d	1602			1617		1632			1647		1702				1717		1732	
City Thameslink (CTK) 3 d	1604			1619		1634			1649		1704				1719		1734	
London Blackfriars (BFR) 3 d	1606			1621		1636			1651		1706				1721		1736	
Elephant & Castle (EPH) d	1610			1625		1640			1655		1710				1725		1740	
Loughborough Jn (LGJ) d	1615			1630		1645			1700		1715				1730		1745	
Herne Hill (HNH) 4 d	1620			1635		1650			1705		1720				1735		1750	
London Bridge (LBG) 4 d		1614			1631		1644			1701		1714				1731		1744
South Bermondsey (SBM) d		1618			1637		1648			1706		1718				1736		1748
Queens Rd Peckham (QRP) d		1622			1640		1652			1709		1722				1739		1752
Peckham Rye (PMR) 4 d		1625			1643		1655			1712		1725				1742		1755
East Dulwich (EDW) d		1628			1646		1658			1715		1728				1745		1758
North Dulwich (NDL) d		1631			1648		1701			1717		1731				1747		1801
Tulse Hill (TUH) 4 a	1624	1634		1639	1652	1654	1704		1709	1721	1724	1734			1739	1751	1754	1804
Tulse Hill (TUH) 4 d	1626			1640	1652	1656			1710	1721	1726				1740	1751	1756	
Streatham (STE) 4 d	1630			1644	1656a	1700			1714	1725a	1730				1744	1755a	1800	
Tooting (TOO) d				1649						1719					1749			
Haydons Road (HYR) d				1652						1722					1752			
Wimbledon (WIM) 6 a				1654						1724					1754			
Wimbledon (WIM) 6 d				1655						1725					1755			
Wimbledon Chase (WBO) d				1658						1728					1758			
South Merton (SMO) d				1700						1730					1800			
Morden South (MDS) d				1703						1733					1803			
St Helier (SIH) d				1705						1735					1805			
Sutton Common (SUC) d				1707						1737					1807			
West Sutton (WSU) d				1710						1740					1810			
Mitcham Eastfields (MTC) d	1634		1700			1704		1730			1734		1743	1800			1804	
Mitcham Junction (MIJ) d	1637		1703			1707		1733			1737		1746	1803			1807	
Hackbridge (HCB) d	1640		1706			1710		1736			1740		1749	1806			1810	
Carshalton (CSH) d	1643		1709			1713		1739			1743		1752	1809			1813	
Sutton (Surrey) (SUO) 4 a	1647		1713	1714		1717		1743	1744		1747		1755	1813	1814		1817	

NOTES (see introductory pages for explanation of train operator codes and standard symbols)

- a Arrival time
- d Departure time
- A To Epsom
- D To Dorking
- E To Beckenham Junction
- F To East Croydon
- H To Horsham
- J From St Albans City

London to Wimbledon and Sutton via Streatham and Tulse Hill

Mondays to Fridays


















Operator Days of operation/Notes	SN A	SN D	TL J	SN F	TL J	SN E	SN A	SN H	TL J	SN F	TL J	SN E	SN D	TL J	SN F	TL J	SN E	SN H
London Victoria (VIC)  d	1755	1811					1825	1841					1911					1941
Clapham Junction (CLJ)  d	1802	1818					1832	1848					1918					1948
Balham (BAL)  d		1823						1853					1923					1953
St Pancras International (STP)  d			1742		1757				1812		1827			1842		1857		
Farringdon (ZFD)  d			1747		1802				1817		1832			1847		1902		
City Thameslink (CTK)  d			1749		1804				1819		1834			1849		1904		
London Blackfriars (BFR)  d			1751		1806				1821		1836			1851		1906		
Elephant & Castle (EPH)  d			1755		1810				1825		1840			1855		1910		
Loughborough Jn (LGJ)  d			1800		1815				1830		1845			1900		1915		
Herne Hill (HNH)  d			1805		1820				1835		1850			1905		1920		
London Bridge (LBG)  d				1801		1814				1831		1844			1901		1914	
South Bermondsey (SBM)  d				1806		1818				1836		1848			1906		1918	
Queens Rd Peckham (QRP)  d				1809		1821				1839		1852			1909		1922	
Peckham Rye (PMR)  d				1812		1824				1842		1855			1912		1925	
East Dulwich (EDW)  d				1815		1827				1845		1858			1915		1928	
North Dulwich (NDL)  d				1817		1830				1847		1901			1917		1931	
Tulse Hill (TUH)  a			1809	1821	1824	1833			1839	1851	1854	1904		1909	1921	1924	1934	
Tulse Hill (TUH)  d			1810	1821	1826				1840	1851	1856			1910	1921	1926		
Streatham (STE)  d			1814	1825a	1830				1844	1855a	1900			1914	1925a	1930		
Tooting (TOO)  d			1819						1849					1919				
Haydons Road (HYR)  d			1822						1852					1922				
Wimbledon (WIM)  a			1824						1854					1924				
Wimbledon (WIM)  d			1825						1855					1925				
Wimbledon Chase (WBO)  d			1828						1858					1928				
South Merton (SMO)  d			1830						1900					1930				
Morden South (MDS)  d			1833						1903					1933				
St Helier (SIH)  d			1835						1905					1935				
Sutton Common (SUC)  d			1837						1907					1937				
West Sutton (WSU)  d			1840						1910					1940				
Mitcham Eastfields (MTC)  d	1813	1830			1834		1843	1900			1904		1930			1934		2000
Mitcham Junction (MIJ)  d	1816	1833			1837		1846	1903			1907		1933			1937		2003
Hackbridge (HCB)  d	1819	1836			1840		1849	1906			1910		1936			1940		2006
Carshalton (CSH)  d	1822	1839			1843		1852	1909			1913		1939			1943		2009
Sutton (Surrey) (SUO)  a	1825	1843	1844		1847		1855	1913	1914		1917		1943	1944		1947		2013

NOTES (see introductory pages for explanation of train operator codes and standard symbols)

- a Arrival time
- d Departure time
- A To Epsom
- D To Dorking
- E To Beckenham Junction
- F To East Croydon
- H To Horsham
- J From St Albans City

London to Wimbledon and Sutton via Streatham and Tulse Hill

Mondays to Fridays







































Operator Days of operation/Notes	TL J	SN F	TL J	SN E	SN D	TL J	SN F	TL J	SN E	SN H	TL J	SN F	TL J	SN D	TL J	SN F	TL J	SN E
London Victoria (VIC)  10 d					2011					2041				2111				
Clapham Junction (CLJ) 10 d					2018					2048				2118				
Balham (BAL)  4 d					2023					2053				2123				
St Pancras International (STP)  15 d	1912		1927			1942		1957			2012		2027		2042		2057	
Farringdon (ZFD)  3 d	1917		1932			1947		2002			2017		2032		2047		2102	
City Thameslink (CTK)  3 d	1919		1934			1949		2004			2019		2034		2049		2104	
London Blackfriars (BFR)  3 d	1921		1936			1951		2006			2021		2036		2051		2106	
Elephant & Castle (EPH)  d	1925		1940			1955		2010			2025		2040		2055		2110	
Loughborough Jn (LGJ) d	1930		1945			2000		2015			2030		2045		2100		2115	
Herne Hill (HNH)  4 d	1935		1950			2005		2020			2035		2050		2105		2120	
London Bridge (LBG)  4 d		1931		1944			2001		2014			2031				2101		2114
South Bermondsey (SBM) d		1936		1948			2006		2018			2036				2106		2118
Queens Rd Peckham (QRP) d		1939		1952			2009		2022			2039				2109		2122
Peckham Rye (PMR)  4 d		1942		1955			2012		2025			2042				2112		2125
East Dulwich (EDW) d		1945		1958			2015		2028			2045				2115		2128
North Dulwich (NDL) d		1947		2001			2017		2031			2047				2117		2131
Tulse Hill (TUH)  4 a	1939	1951	1954	2004		2009	2021	2024	2034		2039	2051	2054		2109	2121	2124	2134
Tulse Hill (TUH)  4 d	1940	1951	1956			2010	2021	2026			2040	2051	2056		2110	2121	2126	
Streatham (STE)  4 d	1944	1955a	2000			2014	2025a	2030			2044	2055a	2100		2114	2125a	2130	
Tooting (TOO) d	1949					2019					2049				2119			
Haydons Road (HYR) d	1952					2022					2052				2122			
Wimbledon (WIM)  6 a	1954					2024					2054				2124			
Wimbledon (WIM)  6 d	1955					2025					2055				2125			
Wimbledon Chase (WBO) d	1958					2028					2058				2128			
South Merton (SMO) d	2000					2030					2100				2130			
Morden South (MDS) d	2003					2033					2103				2133			
St Helier (SIH) d	2005					2035					2105				2135			
Sutton Common (SUC) d	2007					2037					2107				2137			
West Sutton (WSU) d	2010					2040					2110				2140			
Mitcham Eastfields (MTC) d			2004		2030			2034		2100			2104	2130				2134
Mitcham Junction (MIJ)  d			2007		2033			2037		2103			2107	2133				2137
Hackbridge (HCB) d			2010		2036			2040		2106			2110	2136				2140
Carshalton (CSH) d			2013		2039			2043		2109			2113	2139				2143
Sutton (Surrey) (SUO)  4 a	2014		2017		2043	2044		2047		2113	2114		2117	2143	2144			2147

NOTES (see introductory pages for explanation of train operator codes and standard symbols)

- a Arrival time
d Departure time
- D To Dorking
E To Beckenham Junction
F To East Croydon
H To Horsham
J From St Albans City

London to Wimbledon and Sutton via Streatham and Tulse Hill

Mondays to Fridays














Operator Days of operation/Notes	SN H	TL J	SN F	TL J	SN D	TL J	SN F	TL J	SN E	SN H	TL J	SN F	TL J	TL J	SN K	TL J	SN H	TL J
London Victoria (VIC)  10 d	2141				2211					2241							2325	
Clapham Junction (CLJ)  10 d	2148				2218					2248							2332	
Balham (BAL)  4 d	2153				2223					2253							2338	
St Pancras International (STP)   15 d		2112		2127		2142		2157			2212		2227	2242		2257		2312
Farringdon (ZFD)  3 d		2117		2132		2147		2202			2217		2232	2247		2302		2317
City Thameslink (CTK)  3 d		2119		2134		2149		2204			2219		2234	2249				
London Blackfriars (BFR)  3 d		2121		2136		2151		2206			2221		2236	2251		2306		2321
Elephant & Castle (EPH)  d		2125		2140		2155		2210			2225		2240	2255		2310		2325
Loughborough Jn (LGJ)  d		2130		2145		2200		2215			2230		2245	2300		2315		2330
Herne Hill (HNH)  4 d		2135		2150		2205		2220			2235		2250	2305		2320		2335
London Bridge (LBG)  4 d			2131				2202		2214			2231			2302			
South Bermondsey (SBM)  d			2136				2206		2218			2236			2306			
Queens Rd Peckham (QRP)  d			2139				2209		2222			2239			2309			
Peckham Rye (PMR)  4 d			2142				2212		2225			2242			2312			
East Dulwich (EDW)  d			2145				2215		2228			2245			2315			
North Dulwich (NDL)  d			2147				2217		2231			2247			2317			
Tulse Hill (TUH)  4 a		2139	2151	2154		2209	2221	2224	2234		2239	2251	2254	2309	2321	2324		2339
Tulse Hill (TUH)  4 d		2140	2151	2156		2210	2221	2226			2240	2251	2256	2310	2321	2326		2340
Streatham (STE)  4 d		2144	2155a	2200		2214	2225a	2230			2244	2255a	2300	2314	2325a	2330		2344
Tooting (TOO)  d		2149				2219					2249			2319				2349
Haydons Road (HYR)  d		2152				2222					2252			2322				2352
Wimbledon (WIM)   6 a		2154				2224					2254			2324				2354
Wimbledon (WIM)   6 d		2155				2225					2255			2325				2355
Wimbledon Chase (WBO)  d		2158				2228					2258			2328				2358
South Merton (SMO)  d		2200				2230					2300			2330				0001
Morden South (MDS)  d		2203				2233					2303			2333				0004
St Helier (SIH)  d		2205				2235					2305			2335				0006
Sutton Common (SUC)  d		2207				2237					2307			2337				0008
West Sutton (WSU)  d		2210				2240					2310			2340				0011
Mitcham Eastfields (MTC)  d	2200			2204	2230			2234		2300			2304			2334	2345	
Mitcham Junction (MIJ)   d	2203			2207	2233			2237		2303			2307			2337	2348	
Hackbridge (HCB)  d	2206			2210	2236			2240		2306			2310			2340	2351	
Carshalton (CSH)  d	2209			2213	2239			2243		2309			2313			2343	2354	
Sutton (Surrey) (SUO)  4 a	2213	2214		2217	2243	2244		2247		2313	2314		2317	2344		2347	2358	0014

NOTES (see introductory pages for explanation of train operator codes and standard symbols)

- a Arrival time
d Departure time
- D To Dorking
E To Beckenham Junction
F To East Croydon
H To Horsham
J From St Albans City
K To Selhurst

London to Wimbledon and Sutton via Streatham and Tulse Hill

Mondays to Fridays


















Operator Days of operation/Notes	SN L	TL B	SN	
			TSM	K
London Victoria (VIC)  10 d				
Clapham Junction (CLJ) 10 d				
Balham (BAL)  4 d				
St Pancras International (STP)   15 d		2344		
Farringdon (ZFD)  3 d		2349		
City Thameslink (CTK) 3 d				
London Blackfriars (BFR)  3 d			2353	
Elephant & Castle (EPH)  d			2357	
Loughborough Jn (LGJ) d			0002	
Herne Hill (HNH) 4 d			0006	
London Bridge (LBG)  4 d	2331			0001
South Bermondsey (SBM) d	2336			0005
Queens Rd Peckham (QRP) d	2339			0008
Peckham Rye (PMR) 4 d	2342			0011
East Dulwich (EDW) d	2345			0015
North Dulwich (NDL) d	2347			0017
Tulse Hill (TUH) 4 a	2351	0010		0021
Tulse Hill (TUH) 4 d		0011		0021
Streatham (STE) 4 d		0014		0025a
Tooting (TOO) d		0019		
Haydens Road (HYR) d		0022		
Wimbledon (WIM)   6 a			0024	
Wimbledon (WIM)   6 d			0025	
Wimbledon Chase (WBO) d			0028	
South Merton (SMO) d			0030	
Morden South (MDS) d			0033	
St Helier (SIH) d			0035	
Sutton Common (SUC) d			0037	
West Sutton (WSU) d			0040	
Mitcham Eastfields (MTC) d				
Mitcham Junction (MIJ)  d				
Hackbridge (HCB) d				
Carshalton (CSH) d				
Sutton (Surrey) (SUO) 4 a		0044		

NOTES (see introductory pages for explanation of train operator codes and standard symbols)

- a Arrival time
d Departure time
- B From Luton
K To Selhurst
L To Norwood Junction
- TSM Tuesday to Saturday mornings

London to Wimbledon and Sutton via Streatham and Tulse Hill

Saturdays

Operator Days of operation/Notes	TL	TL	SN	TL	TL	SN	TL	SN	TL	SN	SN	TL	SN	TL	SN	SN	TL
	A	B	C	A	B	C	A	D	A	E	C	B	D	F	E	G	H
London Victoria (VIC)  10 d			0611			0641					0711					0741	
Clapham Junction (CLJ) 10 d			0618			0648					0718					0748	
Balham (BAL)  4 d			0623			0653					0723					0753	
St Pancras International (STP)  15 d	0512	0527		0542	0557		0612		0627			0642		0657			0712
Farringdon (ZFD)  3 d	0517	0532		0547	0602		0617		0632			0647		0702			0717
City Thameslink (CTK)  3 d																	
London Blackfriars (BFR)  3 d	0521	0536		0551	0606		0621		0636			0651		0706			0721
Elephant & Castle (EPH)  d	0525	0540		0555	0610		0625		0640			0655		0710			0725
Loughborough Jn (LGJ) d	0530	0545		0600	0615		0630		0645			0700		0715			0730
Herne Hill (HNH)  4 d	0535	0550		0605	0620		0635		0650			0705		0720			0735
London Bridge (LBG)  4 d								0631		0644			0701		0714		
South Bermondsey (SBM) d								0636		0649			0706		0719		
Queens Rd Peckham (QRP) d								0639		0652			0709		0722		
Peckham Rye (PMR)  4 d								0642		0655			0712		0725		
East Dulwich (EDW) d								0645		0658			0715		0728		
North Dulwich (NDL) d								0647		0700			0717		0730		
Tulse Hill (TUH)  4 a	0539	0554		0609	0624		0639	0651	0654	0704		0709	0721	0724	0734		0739
Tulse Hill (TUH)  4 d	0540	0556		0610	0626		0640	0651	0656			0710	0721	0726			0740
Streatham (STE)  4 d	0544	0600		0614	0630		0644	0655a	0700			0714	0725a	0730			0744
Tooting (TOO) d	0549			0619			0649					0719					0749
Haydons Road (HYR) d	0552			0622			0652					0722					0752
Wimbledon (WIM)  6 a	0554			0624			0654					0724					0754
Wimbledon (WIM)  6 d	0555			0625			0655					0725					0755
Wimbledon Chase (WBO) d	0558			0628			0658					0728					0758
South Merton (SMO) d	0600			0630			0700					0730					0800
Morden South (MDS) d	0603			0633			0703					0733					0803
St Helier (SIH) d	0605			0635			0705					0735					0805
Sutton Common (SUC) d	0607			0637			0707					0737					0807
West Sutton (WSU) d	0610			0640			0710					0740					0810
Mitcham Eastfields (MTC) d		0604	0630		0634	0700			0704		0730			0734		0800	
Mitcham Junction (MIJ)  d		0607	0633		0637	0703			0707		0733			0737		0803	
Hackbridge (HCB) d		0610	0636		0640	0706			0710		0736			0740		0806	
Carshalton (CSH) d		0613	0639		0643	0709			0713		0739			0743		0809	
Sutton (Surrey) (SUO)  4 a	0614	0617	0643	0644	0647	0713	0714		0717		0743	0744		0747		0813	0814



































NOTES (see introductory pages for explanation of train operator codes and standard symbols)

a Arrival time
d Departure time

A From Luton
B From West Hampstead Thameslink
C To Dorking
D To East Croydon
E To Beckenham Junction
F From St Albans City
G To Horsham
H From Bedford

London to Wimbledon and Sutton via Streatham and Tulse Hill

Saturdays


















Operator Days of operation/Notes	SN	TL	SN	SN	TL	SN	TL	SN	SN	TL	SN	TL	SN	TL	SN	TL	SN	TL
	D	F	E	C	F	D	F	E	G	F	D	F	E	C	F	D	F	
London Victoria (VIC)  10 d				0811					0841					0911				
Clapham Junction (CLJ)  10 d				0818					0848					0918				
Balham (BAL)  4 d				0823					0853					0923				
St Pancras International (STP)  15 d		0727			0742		0757			0812		0827			0842		0857	
Farringdon (ZFD)  3 d		0732			0747		0802			0817		0832			0847		0902	
City Thameslink (CTK)  3 d																		0904
London Blackfriars (BFR)  3 d		0736			0751		0806			0821		0836			0851		0906	
Elephant & Castle (EPH)  d		0740			0755		0810			0825		0840			0855		0910	
Loughborough Jn (LGJ)  d		0745			0800		0815			0830		0845			0900		0915	
Herne Hill (HNH)  4 d		0750			0805		0820			0835		0850			0905		0920	
London Bridge (LBG)  4 d	0731		0744			0801		0814			0831		0844			0901		
South Bermondsey (SBM)  d	0736		0749			0806		0819			0836		0849			0906		
Queens Rd Peckham (QRP)  d	0739		0752			0809		0822			0839		0852			0909		
Peckham Rye (PMR)  4 d	0742		0755			0812		0825			0842		0855			0912		
East Dulwich (EDW)  d	0745		0758			0815		0828			0845		0858			0915		
North Dulwich (NDL)  d	0747		0800			0817		0830			0847		0900			0917		
Tulse Hill (TUH)  4 a	0751	0754	0804		0809	0821	0824	0834		0839	0851	0854	0904		0909	0921	0924	
Tulse Hill (TUH)  4 d	0751	0756			0810	0821	0826			0840	0851	0856			0910	0921	0926	
Streatham (STE)  4 d	0755a	0800			0814	0825a	0830			0844	0855a	0900			0914	0925a	0930	
Tooting (TOO)  d					0819					0849					0919			
Haydons Road (HYR)  d					0822					0852					0922			
Wimbledon (WIM)  6 a					0824					0854					0924			
Wimbledon (WIM)  6 d					0825					0855					0925			
Wimbledon Chase (WBO)  d					0828					0858					0928			
South Merton (SMO)  d					0830					0900					0930			
Morden South (MDS)  d					0833					0903					0933			
St Helier (SIH)  d					0835					0905					0935			
Sutton Common (SUC)  d					0837					0907					0937			
West Sutton (WSU)  d					0840					0910					0940			
Mitcham Eastfields (MTC)  d		0804		0830			0834		0900			0904		0930				0934
Mitcham Junction (MIJ)  d		0807		0833			0837		0903			0907		0933				0937
Hackbridge (HCB)  d		0810		0836			0840		0906			0910		0936				0940
Carshalton (CSH)  d		0813		0839			0843		0909			0913		0939				0943
Sutton (Surrey) (SUO)  4 a		0817		0843	0844		0847		0913	0914		0917		0943	0944			0947

NOTES (see introductory pages for explanation of train operator codes and standard symbols)

- a Arrival time
- d Departure time
- C To Dorking
- D To East Croydon
- E To Beckenham Junction
- F From St Albans City
- G To Horsham

London to Wimbledon and Sutton via Streatham and Tulse Hill

Saturdays















Operator Days of operation/Notes	SN	SN	TL	SN	TL	SN	SN	TL	SN	TL	SN	SN	TL	SN	TL	SN	SN
	E	G	F	D	F	E	C	F	D	F	E	G	F	D	F	E	C
London Victoria (VIC)  10 d		0941					1011					1041					1111
Clapham Junction (CLJ) 10 d		0948					1018					1048					1118
Balham (BAL)  4 d		0953					1023					1053					1123
St Pancras International (STP)  15 d			0912		0927			0942		0957			1012		1027		
Farringdon (ZFD)  3 d			0917		0932			0947		1002			1017		1032		
City Thameslink (CTK)  3 d			0919		0934			0949		1004			1019		1034		
London Blackfriars (BFR)  3 d			0921		0936			0951		1006			1021		1036		
Elephant & Castle (EPH)  d			0925		0940			0955		1010			1025		1040		
Loughborough Jn (LGJ) d			0930		0945			1000		1015			1030		1045		
Herne Hill (HNH)  4 d			0935		0950			1005		1020			1035		1050		
London Bridge (LBG)  4 d	0914			0931		0944			1001		1014			1031		1044	
South Bermondsey (SBM) d	0919			0936		0949			1006		1019			1036		1049	
Queens Rd Peckham (QRP) d	0922			0939		0952			1009		1022			1039		1052	
Peckham Rye (PMR)  4 d	0925			0942		0955			1012		1025			1042		1055	
East Dulwich (EDW) d	0928			0945		0958			1015		1028			1045		1058	
North Dulwich (NDL) d	0930			0947		1000			1017		1030			1047		1100	
Tulse Hill (TUH)  4 a	0934		0939	0951	0954	1004		1009	1021	1024	1034		1039	1051	1054	1104	
Tulse Hill (TUH)  4 d			0940	0951	0956			1010	1021	1026			1040	1051	1056		
Streatham (STE)  4 d			0944	0955a	1000			1014	1025a	1030			1044	1055a	1100		
Tooting (TOO) d			0949					1019					1049				
Haydons Road (HYR) d			0952					1022					1052				
Wimbledon (WIM)  6 a			0954					1024					1054				
Wimbledon (WIM)  6 d			0955					1025					1055				
Wimbledon Chase (WBO) d			0958					1028					1058				
South Merton (SMO) d			1000					1030					1100				
Morden South (MDS) d			1003					1033					1103				
St Helier (SIH) d			1005					1035					1105				
Sutton Common (SUC) d			1007					1037					1107				
West Sutton (WSU) d			1010					1040					1110				
Mitcham Eastfields (MTC) d		1000			1004		1030			1034		1100			1104		1130
Mitcham Junction (MIJ)  d		1003			1007		1033			1037		1103			1107		1133
Hackbridge (HCB) d		1006			1010		1036			1040		1106			1110		1136
Carshalton (CSH) d		1009			1013		1039			1043		1109			1113		1139
Sutton (Surrey) (SUO)  4 a		1013	1014		1017		1043	1044		1047		1113	1114		1117		1143

NOTES (see introductory pages for explanation of train operator codes and standard symbols)

- a Arrival time
- d Departure time
- C To Dorking
- D To East Croydon
- E To Beckenham Junction
- F From St Albans City
- G To Horsham

London to Wimbledon and Sutton via Streatham and Tulse Hill

Saturdays












Operator Days of operation/Notes	TL	SN	TL	SN	SN	TL	SN	TL	SN	SN	TL	SN	TL	SN	SN	TL	SN
	F	D	F	E	G	F	D	F	E	C	F	D	F	E	G	F	D
London Victoria (VIC)  10 d					1141					1211					1241		
Clapham Junction (CLJ) 10 d					1148					1218					1248		
Balham (BAL)  4 d					1153					1223					1253		
St Pancras International (STP)   15 d	1042		1057			1112		1127			1142		1157			1212	
Farringdon (ZFD)  3 d	1047		1102			1117		1132			1147		1202			1217	
City Thameslink (CTK)  3 d	1049		1104			1119		1134			1149		1204			1219	
London Blackfriars (BFR)  3 d	1051		1106			1121		1136			1151		1206			1221	
Elephant & Castle (EPH)  d	1055		1110			1125		1140			1155		1210			1225	
Loughborough Jn (LGJ) d	1100		1115			1130		1145			1200		1215			1230	
Herne Hill (HNH) 4 d	1105		1120			1135		1150			1205		1220			1235	
London Bridge (LBG)  4 d		1101		1114			1131		1144			1201		1214			1231
South Bermondsey (SBM) d		1106		1119			1136		1149			1206		1219			1236
Queens Rd Peckham (QRP) d		1109		1122			1139		1152			1209		1222			1239
Peckham Rye (PMR) 4 d		1112		1125			1142		1155			1212		1225			1242
East Dulwich (EDW) d		1115		1128			1145		1158			1215		1228			1245
North Dulwich (NDL) d		1117		1130			1147		1200			1217		1230			1247
Tulse Hill (TUH) 4 a	1109	1121	1124	1134		1139	1151	1154	1204		1209	1221	1224	1234		1239	1251
Tulse Hill (TUH) 4 d	1110	1121	1126			1140	1151	1156			1210	1221	1226			1240	1251
Streatham (STE) 4 d	1114	1125a	1130			1144	1155a	1200			1214	1225a	1230			1244	1255a
Tooting (TOO) d		1119					1149					1219				1249	
Haydons Road (HYR) d		1122					1152					1222				1252	
Wimbledon (WIM)   6 a		1124					1154					1224				1254	
Wimbledon (WIM)   6 d		1125					1155					1225				1255	
Wimbledon Chase (WBO) d		1128					1158					1228				1258	
South Merton (SMO) d		1130					1200					1230				1300	
Morden South (MDS) d		1133					1203					1233				1303	
St Helier (SIH) d		1135					1205					1235				1305	
Sutton Common (SUC) d		1137					1207					1237				1307	
West Sutton (WSU) d		1140					1210					1240				1310	
Mitcham Eastfields (MTC) d			1134		1200			1204		1230			1234		1300		
Mitcham Junction (MIJ)  d			1137		1203			1207		1233			1237		1303		
Hackbridge (HCB) d			1140		1206			1210		1236			1240		1306		
Carshalton (CSH) d			1143		1209			1213		1239			1243		1309		
Sutton (Surrey) (SUO) 4 a	1144		1147		1213	1214		1217		1243	1244		1247		1313	1314	

NOTES (see introductory pages for explanation of train operator codes and standard symbols)

- a Arrival time
d Departure time
- C To Dorking
D To East Croydon
E To Beckenham Junction
F From St Albans City
G To Horsham

London to Wimbledon and Sutton via Streatham and Tulse Hill

Saturdays

Operator Days of operation/Notes	TL	SN	SN	TL	SN	TL	SN	SN	TL	SN	TL	SN	SN	TL	SN	TL	SN
	F	E	C	F	D	F	E	G	F	D	F	E	C	F	D	F	E
London Victoria (VIC)  10 d			1311					1341					1411				
Clapham Junction (CLJ) 10 d			1318					1348					1418				
Balham (BAL)  4 d			1323					1353					1423				
St Pancras International (STP)  15 d	1227			1242		1257			1312		1327			1342		1357	
Farringdon (ZFD)  3 d	1232			1247		1302			1317		1332			1347		1402	
City Thameslink (CTK)  3 d	1234			1249		1304			1319		1334			1349		1404	
London Blackfriars (BFR)  3 d	1236			1251		1306			1321		1336			1351		1406	
Elephant & Castle (EPH)  d	1240			1255		1310			1325		1340			1355		1410	
Loughborough Jn (LGJ) d	1245			1300		1315			1330		1345			1400		1415	
Herne Hill (HNH) 4 d	1250			1305		1320			1335		1350			1405		1420	
London Bridge (LBG)  4 d		1244			1301		1314			1331		1344			1401		1414
South Bermondsey (SBM) d		1249			1306		1319			1336		1349			1406		1419
Queens Rd Peckham (QRP) d		1252			1309		1322			1339		1352			1409		1422
Peckham Rye (PMR) 4 d		1255			1312		1325			1342		1355			1412		1425
East Dulwich (EDW) d		1258			1315		1328			1345		1358			1415		1428
North Dulwich (NDL) d		1300			1317		1330			1347		1400			1417		1430
Tulse Hill (TUH) 4 a	1254	1304		1309	1321	1324	1334		1339	1351	1354	1404		1409	1421	1424	1434
Tulse Hill (TUH) 4 d	1256			1310	1321	1326			1340	1351	1356			1410	1421	1426	
Streatham (STE) 4 d	1300			1314	1325a	1330			1344	1355a	1400			1414	1425a	1430	
Tooting (TOO) d				1319					1349					1419			
Haydons Road (HYR) d				1322					1352					1422			
Wimbledon (WIM)  6 a				1324					1354					1424			
Wimbledon (WIM)  6 d				1325					1355					1425			
Wimbledon Chase (WBO) d				1328					1358					1428			
South Merton (SMO) d				1330					1400					1430			
Morden South (MDS) d				1333					1403					1433			
St Helier (SIH) d				1335					1405					1435			
Sutton Common (SUC) d				1337					1407					1437			
West Sutton (WSU) d				1340					1410					1440			
Mitcham Eastfields (MTC) d	1304		1330			1334		1400			1404		1430			1434	
Mitcham Junction (MIJ)  d	1307		1333			1337		1403			1407		1433			1437	
Hackbridge (HCB) d	1310		1336			1340		1406			1410		1436			1440	
Carshalton (CSH) d	1313		1339			1343		1409			1413		1439			1443	
Sutton (Surrey) (SUO) 4 a	1317		1343	1344		1347		1413	1414		1417		1443	1444		1447	

NOTES (see introductory pages for explanation of train operator codes and standard symbols)

- a Arrival time
d Departure time
- C To Dorking
D To East Croydon
E To Beckenham Junction
F From St Albans City
G To Horsham

London to Wimbledon and Sutton via Streatham and Tulse Hill

Saturdays

Operator Days of operation/Notes	SN	TL	SN	TL	SN	SN	TL	SN	TL	SN	SN	TL	SN	TL	SN	SN	TL
	G	F	D	F	E	C	F	D	F	E	G	F	D	F	E	C	F
London Victoria (VIC)	10 d	1441				1511					1541				1611		
Clapham Junction (CLJ)	10 d	1448				1518					1548				1618		
Balham (BAL)	4 d	1453				1523					1553				1623		
St Pancras International (STP)	15 d	1412		1427			1442		1457			1512		1527			1542
Farringdon (ZFD)	3 d	1417		1432			1447		1502			1517		1532			1547
City Thameslink (CTK)	3 d	1419		1434			1449		1504			1519		1534			1549
London Blackfriars (BFR)	3 d	1421		1436			1451		1506			1521		1536			1551
Elephant & Castle (EPH)	d	1425		1440			1455		1510			1525		1540			1555
Loughborough Jn (LGJ)	d	1430		1445			1500		1515			1530		1545			1600
Herne Hill (HNH)	4 d	1435		1450			1505		1520			1535		1550			1605
London Bridge (LBG)	4 d		1431		1444			1501		1514			1531		1544		
South Bermondsey (SBM)	d		1436		1449			1506		1519			1536		1549		
Queens Rd Peckham (QRP)	d		1439		1452			1509		1522			1539		1552		
Peckham Rye (PMR)	4 d		1442		1455			1512		1525			1542		1555		
East Dulwich (EDW)	d		1445		1458			1515		1528			1545		1558		
North Dulwich (NDL)	d		1447		1500			1517		1530			1547		1600		
Tulse Hill (TUH)	4 a	1439	1451	1454	1504		1509	1521	1524	1534		1539	1551	1554	1604		1609
Tulse Hill (TUH)	4 d	1440	1451	1456			1510	1521	1526			1540	1551	1556			1610
Streatham (STE)	4 d	1444	1455a	1500			1514	1525a	1530			1544	1555a	1600			1614
Tooting (TOO)	d	1449					1519					1549					1619
Haydens Road (HYR)	d	1452					1522					1552					1622
Wimbledon (WIM)	6 a	1454					1524					1554					1624
Wimbledon (WIM)	6 d	1455					1525					1555					1625
Wimbledon Chase (WBO)	d	1458					1528					1558					1628
South Merton (SMO)	d	1500					1530					1600					1630
Morden South (MDS)	d	1503					1533					1603					1633
St Helier (SIH)	d	1505					1535					1605					1635
Sutton Common (SUC)	d	1507					1537					1607					1637
West Sutton (WSU)	d	1510					1540					1610					1640
Mitcham Eastfields (MTC)	d	1500		1504		1530			1534		1600			1604		1630	
Mitcham Junction (MIJ)	d	1503		1507		1533			1537		1603			1607		1633	
Hackbridge (HCB)	d	1506		1510		1536			1540		1606			1610		1636	
Carshalton (CSH)	d	1509		1513		1539			1543		1609			1613		1639	
Sutton (Surrey) (SUO)	4 a	1513	1514		1517		1543	1544	1547		1613	1614		1617		1643	1644

NOTES (see introductory pages for explanation of train operator codes and standard symbols)

- a Arrival time
- d Departure time

- C To Dorking
- D To East Croydon
- E To Beckenham Junction
- F From St Albans City
- G To Horsham

London to Wimbledon and Sutton via Streatham and Tulse Hill

Saturdays

Operator Days of operation/Notes		SN D	TL F	SN E	SN G	TL F	SN D	TL F	SN E	SN C	TL F	SN D	TL F	SN E	SN G	TL F	SN D	TL F
London Victoria (VIC)	10 d				1641					1711					1741			
Clapham Junction (CLJ)	10 d				1648					1718					1748			
Balham (BAL)	4 d				1653					1723					1753			
St Pancras International (STP)	15 d		1557			1612		1627			1642		1657			1712		1727
Farringdon (ZFD)	3 d		1602			1617		1632			1647		1702			1717		1732
City Thameslink (CTK)	3 d		1604			1619		1634			1649		1704			1719		1734
London Blackfriars (BFR)	3 d		1606			1621		1636			1651		1706			1721		1736
Elephant & Castle (EPH)	d		1610			1625		1640			1655		1710			1725		1740
Loughborough Jn (LGJ)	d		1615			1630		1645			1700		1715			1730		1745
Herne Hill (HMH)	4 d		1620			1635		1650			1705		1720			1735		1750
London Bridge (LBG)	4 d	1601		1614			1631		1644			1701		1714			1731	
South Bermondsey (SBM)	d	1606		1619			1636		1649			1706		1719			1736	
Queens Rd Peckham (QRP)	d	1609		1622			1639		1652			1709		1722			1739	
Peckham Rye (PMR)	4 d	1612		1625			1642		1655			1712		1725			1742	
East Dulwich (EDW)	d	1615		1628			1645		1658			1715		1728			1745	
North Dulwich (NDL)	d	1617		1630			1647		1700			1717		1730			1747	
Tulse Hill (TUH)	4 a	1621	1624	1634		1639	1651	1654	1704		1709	1721	1724	1734		1739	1751	1754
Tulse Hill (TUH)	4 d	1621	1626			1640	1651	1656			1710	1721	1726			1740	1751	1756
Streatham (STE)	4 d	1625a	1630			1644	1655a	1700			1714	1725a	1730			1744	1755a	1800
Tooting (TOO)	d					1649					1719					1749		
Haydons Road (HYR)	d					1652					1722					1752		
Wimbledon (WIM)	6 a					1654					1724					1754		
Wimbledon (WIM)	6 d					1655					1725					1755		
Wimbledon Chase (WBO)	d					1658					1728					1758		
South Merton (SMO)	d					1700					1730					1800		
Morden South (MDS)	d					1703					1733					1803		
St Helier (SIH)	d					1705					1735					1805		
Sutton Common (SUC)	d					1707					1737					1807		
West Sutton (WSU)	d					1710					1740					1810		
Mitcham Eastfields (MTC)	d		1634		1700			1704		1730			1734		1800			1804
Mitcham Junction (MIJ)	d		1637		1703			1707		1733			1737		1803			1807
Hackbridge (HCB)	d		1640		1706			1710		1736			1740		1806			1810
Carshalton (CSH)	d		1643		1709			1713		1739			1743		1809			1813
Sutton (Surrey) (SUO)	4 a		1647		1713	1714		1717		1743	1744		1747		1813	1814		1817





















NOTES (see introductory pages for explanation of train operator codes and standard symbols)

- a Arrival time
- d Departure time

- C To Dorking
- D To East Croydon
- E To Beckenham Junction
- F From St Albans City
- G To Horsham

London to Wimbledon and Sutton via Streatham and Tulse Hill

Saturdays


















Operator Days of operation/Notes	SN	SN	TL	SN	TL	SN	SN	TL	SN	TL	SN	SN	TL	SN	TL	SN	SN
	E	C	F	D	F	E	C	F	D	F	E	C	F	D	F	E	C
London Victoria (VIC)  d		1811					1841					1911					1941
Clapham Junction (CLJ)  d		1818					1848					1918					1948
Balham (BAL)  d		1823					1853					1923					1953
St Pancras International (STP)   d			1742		1757			1812		1827			1842		1857		
Farringdon (ZFD)  d			1747		1802			1817		1832			1847		1902		
City Thameslink (CTK)  d			1749		1804			1819		1834			1849		1904		
London Blackfriars (BFR)  d			1751		1806			1821		1836			1851		1906		
Elephant & Castle (EPH)  d			1755		1810			1825		1840			1855		1910		
Loughborough Jn (LGJ)  d			1800		1815			1830		1845			1900		1915		
Herne Hill (HNH)  d			1805		1820			1835		1850			1905		1920		
London Bridge (LBG)  d	1744			1801		1814			1831		1844			1901		1914	
South Bermondsey (SBM) d	1749			1806		1819			1836		1849			1906		1919	
Queens Rd Peckham (QRP) d	1752			1809		1822			1839		1852			1909		1922	
Peckham Rye (PMR)  d	1755			1812		1825			1842		1855			1912		1925	
East Dulwich (EDW) d	1758			1815		1828			1845		1858			1915		1928	
North Dulwich (NDL) d	1800			1817		1830			1847		1900			1917		1930	
Tulse Hill (TUH)  a	1804		1809	1821	1824	1834		1839	1851	1854	1904		1909	1921	1924	1934	
Tulse Hill (TUH)  d			1810	1821	1826			1840	1851	1856			1910	1921	1926		
Streatham (STE)  d			1814	1825a	1830			1844	1855a	1900			1914	1925a	1930		
Tooting (TOO) d			1819					1849					1919				
Haydons Road (HYR) d			1822					1852					1922				
Wimbledon (WIM)  a			1824					1854					1924				
Wimbledon (WIM)  d			1825					1855					1925				
Wimbledon Chase (WBO) d			1828					1858					1928				
South Merton (SMO) d			1830					1900					1930				
Morden South (MDS) d			1833					1903					1933				
St Helier (SIH) d			1835					1905					1935				
Sutton Common (SUC) d			1837					1907					1937				
West Sutton (WSU) d			1840					1910					1940				
Mitcham Eastfields (MTC) d		1830			1834		1900			1904		1930			1934		2000
Mitcham Junction (MIJ)  d		1833			1837		1903			1907		1933			1937		2003
Hackbridge (HCB) d		1836			1840		1906			1910		1936			1940		2006
Carshalton (CSH) d		1839			1843		1909			1913		1939			1943		2009
Sutton (Surrey) (SUO)  a		1843	1844		1847		1913	1914		1917		1943	1944		1947		2013

NOTES (see introductory pages for explanation of train operator codes and standard symbols)

- a Arrival time
d Departure time
- C To Dorking
D To East Croydon
E To Beckenham Junction
F From St Albans City

London to Wimbledon and Sutton via Streatham and Tulse Hill

Saturdays


















Operator Days of operation/Notes	TL	SN	TL	SN	SN	TL	SN	TL	SN	SN	TL	SN	TL	SN	TL	SN	TL
	F	D	F	E	C	F	D	F	E	C	F	D	F	D	F	D	F
London Victoria (VIC)  10 d					2011					2041					2111		
Clapham Junction (CLJ) 10 d					2018					2048					2118		
Balham (BAL)  4 d					2023					2053					2123		
St Pancras International (STP)  15 d	1912		1927			1942		1957			2012		2027		2042		2057
Farringdon (ZFD)  3 d	1917		1932			1947		2002			2017		2032		2047		2102
City Thameslink (CTK)  3 d	1919		1934			1949		2004			2019		2034		2049		
London Blackfriars (BFR)  3 d	1921		1936			1951		2006			2021		2036		2051		2106
Elephant & Castle (EPH)  d	1925		1940			1955		2010			2025		2040		2055		2110
Loughborough Jn (LGJ) d	1930		1945			2000		2015			2030		2045		2100		2115
Herne Hill (HNH)  4 d	1935		1950			2005		2020			2035		2050		2105		2120
London Bridge (LBG)  4 d		1931		1944			2001		2014			2031				2101	
South Bermondsey (SBM) d		1936		1949			2006		2019			2036				2106	
Queens Rd Peckham (QRP) d		1939		1952			2009		2022			2039				2109	
Peckham Rye (PMR)  4 d		1942		1955			2012		2025			2042				2112	
East Dulwich (EDW) d		1945		1958			2015		2028			2045				2115	
North Dulwich (NDL) d		1947		2000			2017		2030			2047				2117	
Tulse Hill (TUH)  4 a	1939	1951	1954	2004		2009	2021	2024	2034		2039	2051	2054		2109	2121	2124
Tulse Hill (TUH)  4 d	1940	1951	1956			2010	2021	2026			2040	2051	2056		2110	2121	2126
Streatham (STE)  4 d	1944	1955a	2000			2014	2025a	2030			2044	2055a	2100		2114	2125a	2130
Tooting (TOO) d	1949					2019					2049				2119		
Haydons Road (HYR) d	1952					2022					2052				2122		
Wimbledon (WIM)  6 a	1954					2024					2054				2124		
Wimbledon (WIM)  6 d	1955					2025					2055				2125		
Wimbledon Chase (WBO) d	1958					2028					2058				2128		
South Merton (SMO) d	2000					2030					2100				2130		
Morden South (MDS) d	2003					2033					2103				2133		
St Helier (SIH) d	2005					2035					2105				2135		
Sutton Common (SUC) d	2007					2037					2107				2137		
West Sutton (WSU) d	2010					2040					2110				2140		
Mitcham Eastfields (MTC) d			2004		2030			2034		2100			2104	2130			2134
Mitcham Junction (MIJ)  d			2007		2033			2037		2103			2107	2133			2137
Hackbridge (HCB) d			2010		2036			2040		2106			2110	2136			2140
Carshalton (CSH) d			2013		2039			2043		2109			2113	2139			2143
Sutton (Surrey) (SUO)  4 a	2014		2017		2043	2044		2047		2113	2114		2117	2143	2144		2147

NOTES (see introductory pages for explanation of train operator codes and standard symbols)

- a Arrival time
d Departure time
- C To Dorking
D To East Croydon
E To Beckenham Junction
F From St Albans City

London to Wimbledon and Sutton via Streatham and Tulse Hill

Saturdays


















Operator Days of operation/Notes	SN	SN	TL	SN	TL	SN	TL	SN	TL	SN	SN	TL	SN	TL	SN	SN	TL
	E	C	F	D	F	C	F	D	F	E	C	F	D	F	J	C	F
London Victoria (VIC)  10 d		2141				2211					2241					2311	
Clapham Junction (CLJ) 10 d		2148				2218					2249					2318	
Balham (BAL)  4 d		2153				2223					2253					2323	
St Pancras International (STP)  15 d			2112		2127		2142		2157			2212		2227			2242
Farringdon (ZFD)  3 d			2117		2132		2147		2202			2217		2232			2247
City Thameslink (CTK)  3 d																	
London Blackfriars (BFR)  3 d			2121		2136		2151		2206			2221		2236			2251
Elephant & Castle (EPH)  d			2125		2140		2155		2210			2225		2240			2255
Loughborough Jn (LGJ) d			2130		2145		2200		2215			2230		2245			2300
Herne Hill (HNH)  4 d			2135		2150		2205		2220			2235		2250			2305
London Bridge (LBG)  4 d	2114			2131				2201		2214			2231		2245		
South Bermondsey (SBM) d	2119			2136				2206		2219			2236		2249		
Queens Rd Peckham (QRP) d	2122			2139				2209		2222			2239		2252		
Peckham Rye (PMR)  4 d	2125			2142				2212		2225			2242		2255		
East Dulwich (EDW) d	2128			2145				2215		2228			2245		2258		
North Dulwich (NDL) d	2130			2147				2217		2230			2247		2300		
Tulse Hill (TUH)  4 a	2134		2139	2151	2154		2209	2221	2224	2234			2239	2251	2254	2304	
Tulse Hill (TUH)  4 d			2140	2151	2156		2210	2221	2226				2240	2251	2256	2304	
Streatham (STE)  4 d			2144	2155a	2200		2214	2225a	2230				2244	2255a	2300	2308a	
Tooting (TOO) d			2149				2219						2249				2319
Haydons Road (HYR) d			2152				2222						2252				2322
Wimbledon (WIM)  6 a			2154				2224						2254				2324
Wimbledon (WIM)  6 d			2155				2225						2255				2325
Wimbledon Chase (WBO) d			2158				2228						2258				2328
South Merton (SMO) d			2200				2230						2300				2330
Morden South (MDS) d			2203				2233						2303				2333
St Helier (SIH) d			2205				2235						2305				2335
Sutton Common (SUC) d			2207				2237						2307				2337
West Sutton (WSU) d			2210				2240						2310				2340
Mitcham Eastfields (MTC) d		2200			2204	2230			2234		2300			2304		2330	
Mitcham Junction (MIJ)  d		2203			2207	2233			2237		2303			2307		2333	
Hackbridge (HCB) d		2206			2210	2236			2240		2306			2310		2336	
Carshalton (CSH) d		2209			2213	2239			2243		2309			2313		2339	
Sutton (Surrey) (SUO)  4 a		2213	2214		2217	2243	2244		2247		2313	2314		2317		2343	2344

NOTES (see introductory pages for explanation of train operator codes and standard symbols)

- a Arrival time
d Departure time
- C To Dorking
D To East Croydon
E To Beckenham Junction
F From St Albans City
J To Selhurst

London to Wimbledon and Sutton via Streatham and Tulse Hill

Saturdays

Operator Days of operation/Notes	TL	SN	TL	SN	TL	SN	SN	SN
	F	J	F	K	A	J	SUM L	SUM J
London Victoria (VIC)  10 d				2345				
Clapham Junction (CLJ) 10 d				2353				
Balham (BAL)  4 d				2357				
St Pancras International (STP)  15 d	2257		2312		2344			
Farringdon (ZFD)  3 d	2302		2317		2349			
City Thameslink (CTK)  3 d								
London Blackfriars (BFR)  3 d	2306		2321		2353			
Elephant & Castle (EPH)  d	2310		2325		2357			
Loughborough Jn (LGJ) d	2315		2330		0002			
Herne Hill (HNH)  4 d	2320		2335		0006			
London Bridge (LBG)  4 d		2314				2355	0001	0025
South Bermondsey (SBM) d		2319				2359	0007	0029
Queens Rd Peckham (QRP) d		2322				0002	0010	0035
Peckham Rye (PMR)  4 d		2325				0006	0012	0038
East Dulwich (EDW) d		2328				0009	0015	0041
North Dulwich (NDL) d		2330				0011	0017	0043
Tulse Hill (TUH)  4 a	2324	2334	2339		0010	0017	0021	0047
Tulse Hill (TUH)  4 d	2326	2334	2340		0011	0018		0047
Streatham (STE)  4 d	2330	2338a	2344		0014	0023a		0051a
Tooting (TOO) d			2349		0019			
Haydons Road (HYR) d			2352		0022			
Wimbledon (WIM)  6 a			2354		0024			
Wimbledon (WIM)  6 d			2355		0025			
Wimbledon Chase (WBO) d			2358		0028			
South Merton (SMO) d			0001		0030			
Morden South (MDS) d			0004		0033			
St Helier (SIH) d			0006		0035			
Sutton Common (SUC) d			0008		0037			
West Sutton (WSU) d			0011		0040			
Mitcham Eastfields (MTC) d	2334			0004				
Mitcham Junction (MIJ)  d	2337			0007				
Hackbridge (HCB) d	2340			0010				
Carshalton (CSH) d	2343			0013				
Sutton (Surrey) (SUO)  4 a	2347		0014	0017	0044			

NOTES (see introductory pages for explanation of train operator codes and standard symbols)

- a Arrival time
d Departure time
- A From Luton
F From St Albans City
J To Selhurst
K To Epsom
L To Norwood Junction
- SUM** Sunday mornings

London to Wimbledon and Sutton via Streatham and Tulse Hill

Sundays

Operator Days of operation/Notes	SN A	SN A	SN B	SN A	SN B	SN A	SN B	TL	SN A	SN B	TL	SN A	SN B	TL	SN A	SN B	TL C	TL
London Victoria (VIC) 10 d	0640	0710		0740		0810			0840			0910			0940			
Clapham Junction (CLJ) 10 d	0647	0717		0747		0817			0847			0917			0947			
Balham (BAL) 4 d	0653	0723		0752		0823			0852			0922			0952			
St Pancras International (STP) 15 d																	0937	
Farringdon (ZFD) 3 d																	0941	
City Thameslink (CTK) 3 d																		
London Blackfriars (BFR) 3 d														0929			0946	0959
Elephant & Castle (EPH) d														0933			0951	1003
Loughborough Jn (LGJ) d														0938			0956	1008
Herne Hill (HNH) 4 d														0942			1000	1012
London Bridge (LBG) 4 d			0718		0746		0817	0830		0847	0900		0914			0944		
South Bermondsey (SBM) d			0724		0753c		0824c			0853			0919			0949		
Queens Rd Peckham (QRP) d			0727		0756		0827			0856			0922			0952		
Peckham Rye (PMR) 4 d			0731		0800		0830	0839		0859	0909		0925			0955		
East Dulwich (EDW) d			0734		0803		0833			0902			0928			0958		
North Dulwich (NDL) d			0737		0806		0835			0904			0930			1000		
Tulse Hill (TUH) 4 a			0740		0809		0838	0845		0907	0915		0933	0946		1003	1005	1016
Tulse Hill (TUH) 4 d			0743		0813		0839	0847		0908	0917		0934	0947		1004	1007	1017
Streatham (STE) 4 d			0746a		0816a		0842a	0850		0911a	0920		0937a	0950		1007a	1011	1020
Tooting (TOO) d																	1018	
Haydons Road (HYR) d																	1021	
Wimbledon (WIM) 6 a																	1023	
Wimbledon (WIM) 6 d																	1024	
Wimbledon Chase (WBO) d																	1027	
South Merton (SMO) d																	1029	
Morden South (MDS) d																	1032	
St Helier (SIH) d																	1034	
Sutton Common (SUC) d																	1036	
West Sutton (WSU) d																	1040	
Mitcham Eastfields (MTC) d	0700	0730		0800		0830		0854	0859		0924	0929		0954	0959			1024
Mitcham Junction (MIJ) d	0703	0733		0803		0833		0857	0902		0927	0932		0957	1002			1027
Hackbridge (HCB) d	0706	0736		0806		0836		0900	0905		0930	0935		1000	1005			1030
Carshalton (CSH) d	0709	0738		0809		0838		0903	0908		0933	0938		1003	1008			1033
Sutton (Surrey) (SUO) 4 a	0712	0742		0812		0842		0906	0912		0936	0942		1006	1012		1044	1036

NOTES (see introductory pages for explanation of train operator codes and standard symbols)

- a Arrival time
- d Departure time
- c Arrives 3 minutes earlier

- A To Dorking
- B To East Croydon
- C From Luton

London to Wimbledon and Sutton via Streatham and Tulse Hill

Sundays

Operator Days of operation/Notes	SN A	SN B	SN A	TL C	TL	SN B	SN A	TL C	TL	SN B	SN A	TL C	TL	SN B	SN A	TL C	TL	SN B
London Victoria (VIC) 10 d	1010		1038				1108				1138				1208			
Clapham Junction (CLJ) 10 d	1017		1045				1115				1145				1215			
Balham (BAL) 4 d	1022		1050				1120				1150				1220			
St Pancras International (STP) 15 d				1007				1037				1107				1137	1157	
Farringdon (ZFD) 3 d				1011				1041				1111				1141	1201	
City Thameslink (CTK) 3 d																		
London Blackfriars (BFR) 3 d				1016	1036			1046	1106			1116	1136			1146	1206	
Elephant & Castle (EPH) d				1021	1040			1051	1110			1121	1140			1151	1210	
Loughborough Jn (LGJ) d				1026	1045			1056	1115			1126	1145			1156	1215	
Herne Hill (HNH) 4 d				1030	1050			1100	1120			1130	1150			1200	1220	
London Bridge (LBG) 4 d		1014				1044				1114				1144				1214
South Bermondsey (SBM) d		1019				1049				1119				1149				1219
Queens Rd Peckham (QRP) d		1022				1052				1122				1152				1222
Peckham Rye (PMR) 4 d		1025				1055				1125				1155				1225
East Dulwich (EDW) d		1028				1058				1128				1158				1228
North Dulwich (NDL) d		1030				1100				1130				1200				1230
Tulse Hill (TUH) 4 a		1033		1035	1054	1103		1105	1124	1133		1135	1154	1203		1205	1224	1233
Tulse Hill (TUH) 4 d		1034		1037	1057	1104		1107	1127	1134		1137	1157	1204		1207	1227	1234
Streatham (STE) 4 d		1037a		1041	1101	1107a		1111	1131	1137a		1141	1201	1207a		1211	1231	1237a
Tooting (TOO) d				1048				1119				1149				1219		
Haydons Road (HYR) d				1051				1122				1152				1222		
Wimbledon (WIM) 6 a				1053				1124				1154				1224		
Wimbledon (WIM) 6 d				1054				1125				1155				1225		
Wimbledon Chase (WBO) d				1057				1128				1158				1228		
South Merton (SMO) d				1059				1130				1200				1230		
Morden South (MDS) d				1102				1133				1203				1233		
St Helier (SIH) d				1104				1135				1205				1235		
Sutton Common (SUC) d				1106				1137				1207				1237		
West Sutton (WSU) d				1109				1140				1210				1240		
Mitcham Eastfields (MTC) d	1029		1057		1105		1127		1135		1157		1205		1227		1235	
Mitcham Junction (MIJ) d	1032		1100		1108		1130		1138		1200		1208		1230		1238	
Hackbridge (HCB) d	1035		1103		1111		1133		1141		1203		1211		1233		1241	
Carshalton (CSH) d	1038		1106		1114		1136		1144		1206		1214		1236		1244	
Sutton (Surrey) (SUO) 4 a	1042		1110	1114	1117		1140	1144	1147		1210	1214	1217		1240	1244	1247	

NOTES (see introductory pages for explanation of train operator codes and standard symbols)

- a Arrival time
- d Departure time
- A To Dorking
- B To East Croydon
- C From Luton

London to Wimbledon and Sutton via Streatham and Tulse Hill

Sundays

Operator Days of operation/Notes	SN A	TL C	TL	SN B	SN A	TL C	TL C	SN B	SN A	TL C	TL D	SN B	SN A	TL C	TL D	SN B	SN A	TL C
London Victoria (VIC)	10 d	1238			1308				1338				1408				1438	
Clapham Junction (CLJ)	10 d	1245			1315				1345				1415				1445	
Balham (BAL)	4 d	1250			1320				1350				1420				1450	
St Pancras International (STP)	15 d		1207	1227			1237	1257			1312	1327			1342	1357		1412
Farringdon (ZFD)	3 d		1211	1231			1241	1301			1316	1331			1346	1401		1416
City Thameslink (CTK)	3 d																	
London Blackfriars (BFR)	3 d		1216	1236			1246	1306			1321	1336			1351	1406		1421
Elephant & Castle (EPH)	d		1221	1240			1251	1310			1325	1340			1355	1410		1425
Loughborough Jn (LGJ)	d		1226	1245			1256	1315			1330	1345			1400	1415		1430
Herne Hill (HNH)	4 d		1234e	1250			1304e	1320			1334	1350			1404	1420		1434
London Bridge (LBG)	4 d				1244				1314				1344				1414	
South Bermondsey (SBM)	d				1249				1319				1349				1419	
Queens Rd Peckham (QRP)	d				1252				1322				1352				1422	
Peckham Rye (PMR)	4 d				1255				1325				1355				1425	
East Dulwich (EDW)	d				1258				1328				1358				1428	
North Dulwich (NDL)	d				1300				1330				1400				1430	
Tulse Hill (TUH)	4 a		1239	1254	1303		1309	1324	1333		1339	1354	1403		1409	1424	1433	1439
Tulse Hill (TUH)	4 d		1239	1257	1304		1309	1327	1334		1339	1357	1404		1409	1427	1434	1439
Streatham (STE)	4 d		1243	1301	1307a		1313	1331	1337a		1343	1401	1407a		1413	1431	1437a	1443
Tooting (TOO)	d		1249				1319				1349				1419			1449
Haydons Road (HYR)	d		1252				1322				1352				1422			1452
Wimbledon (WIM)	6 a		1254				1324				1354				1424			1454
Wimbledon (WIM)	6 d		1255				1325				1355				1425			1455
Wimbledon Chase (WBO)	d		1258				1328				1358				1428			1458
South Merton (SMO)	d		1300				1330				1400				1430			1500
Morden South (MDS)	d		1303				1333				1403				1433			1503
St Helier (SIH)	d		1305				1335				1405				1435			1505
Sutton Common (SUC)	d		1307				1337				1407				1437			1507
West Sutton (WSU)	d		1310				1340				1410				1440			1510
Mitcham Eastfields (MTC)	d	1257		1305			1327		1335		1357		1405		1427		1435	1457
Mitcham Junction (MIJ)	d	1300		1308			1330		1338		1400		1408		1430		1438	1500
Hackbridge (HCB)	d	1303		1311			1333		1341		1403		1411		1433		1441	1503
Carshalton (CSH)	d	1306		1314			1336		1344		1406		1414		1436		1444	1506
Sutton (Surrey) (SUO)	4 a	1310	1314	1317			1340	1344	1347		1410	1414	1417		1440	1444	1447	1510




















NOTES (see introductory pages for explanation of train operator codes and standard symbols)

- a Arrival time
d Departure time
e Arrives 5 minutes earlier

- A To Dorking
B To East Croydon
C From Luton
D From St Albans City

London to Wimbledon and Sutton via Streatham and Tulse Hill

Sundays

Operator Days of operation/Notes	TL	SN	SN	TL	TL	SN	SN	TL	TL	SN	SN	TL	TL	SN	SN	TL	TL	SN
	D	B	A	C	D	B	A	C	D	B	A	C	D	B	A	C	D	B
London Victoria (VIC)  d			1508				1538				1608				1638			
Clapham Junction (CLJ)  d			1515				1545				1615				1645			
Balham (BAL)  d			1520				1550				1620				1650			
St Pancras International (STP)  d	1427			1442	1457			1512	1527			1542	1557			1612	1627	
Farringdon (ZFD)  d	1431			1446	1501			1516	1531			1546	1601			1616	1631	
City Thameslink (CTK)  d																		
London Blackfriars (BFR)  d	1436			1451	1506			1521	1536			1551	1606			1621	1636	
Elephant & Castle (EPH)  d	1440			1455	1510			1525	1540			1555	1610			1625	1640	
Loughborough Jn (LGJ)  d	1445			1500	1515			1530	1545			1600	1615			1630	1645	
Herne Hill (HNH)  d	1450			1504	1520			1534	1550			1604	1620			1634	1650	
London Bridge (LBG)  d		1444				1514				1544				1614				1644
South Bermondsey (SBM) d		1449				1519				1549				1619				1649
Queens Rd Peckham (QRP) d		1452				1522				1552				1622				1652
Peckham Rye (PMR)  d		1455				1525				1555				1625				1655
East Dulwich (EDW) d		1458				1528				1558				1628				1658
North Dulwich (NDL) d		1500				1530				1600				1630				1700
Tulse Hill (TUH)  a	1454	1503		1509	1524	1533		1539	1554	1603		1609	1624	1633		1639	1654	1703
Tulse Hill (TUH)  d	1457	1504		1509	1527	1534		1539	1557	1604		1609	1627	1634		1639	1657	1704
Streatham (STE)  d	1501	1507a		1513	1531	1537a		1543	1601	1607a		1613	1631	1637a		1643	1701	1707a
Tooting (TOO) d				1519				1549				1619				1649		
Haydons Road (HYR) d				1522				1552				1622				1652		
Wimbledon (WIM)  a				1524				1554				1624				1654		
Wimbledon (WIM)  d				1525				1555				1625				1655		
Wimbledon Chase (WBO) d				1528				1558				1628				1658		
South Merton (SMO) d				1530				1600				1630				1700		
Morden South (MDS) d				1533				1603				1633				1703		
St Helier (SIH) d				1535				1605				1635				1705		
Sutton Common (SUC) d				1537				1607				1637				1707		
West Sutton (WSU) d				1540				1610				1640				1710		
Mitcham Eastfields (MTC) d	1505		1527		1535		1557		1605		1627		1635		1657		1705	
Mitcham Junction (MIJ)  d	1508		1530		1538		1600		1608		1630		1638		1700		1708	
Hackbridge (HCB) d	1511		1533		1541		1603		1611		1633		1641		1703		1711	
Carshalton (CSH) d	1514		1536		1544		1606		1614		1636		1644		1706		1714	
Sutton (Surrey) (SUO)  a	1517		1540	1544	1547		1610	1614	1617		1640	1644	1647		1710	1714	1717	

NOTES (see introductory pages for explanation of train operator codes and standard symbols)

- a Arrival time
- d Departure time
- A To Dorking
- B To East Croydon
- C From Luton
- D From St Albans City

London to Wimbledon and Sutton via Streatham and Tulse Hill

Sundays




















Operator Days of operation/Notes	SN A	TL C	TL D	SN B	SN A	TL C	TL D	SN B	SN A	TL C	TL D	SN B	SN A	TL C	TL D	SN B	SN A	TL C
London Victoria (VIC)	1708				1738				1808				1838				1908	
Clapham Junction (CLJ)	1715				1745				1815				1845				1915	
Balham (BAL)	1720				1750				1820				1850				1920	
St Pancras International (STP)	1642	1657			1712	1727			1742	1757			1812	1827			1842	
Farringdon (ZFD)	1646	1701			1716	1731			1746	1801			1816	1831			1846	
City Thameslink (CTK)																		
London Blackfriars (BFR)	1651	1706			1721	1736			1751	1806			1821	1836			1851	
Elephant & Castle (EPH)	1655	1710			1725	1740			1755	1810			1825	1840			1855	
Loughborough Jn (LGJ)	1700	1715			1730	1745			1800	1815			1830	1845			1900	
Herne Hill (HNH)	1704	1720			1734	1750			1804	1820			1834	1850			1904	
London Bridge (LBG)				1714				1744				1814				1844		
South Bermondsey (SBM)				1719				1749				1819				1849		
Queens Rd Peckham (QRP)				1722				1752				1822				1852		
Peckham Rye (PMR)				1725				1755				1825				1855		
East Dulwich (EDW)				1728				1758				1828				1858		
North Dulwich (NDL)				1730				1800				1830				1900		
Tulse Hill (TUH)	1709	1724	1733		1739	1754	1803		1809	1824	1833		1839	1854	1903		1909	
Tulse Hill (TUH)	1709	1727	1734		1739	1757	1804		1809	1827	1834		1839	1857	1904		1909	
Streatham (STE)	1713	1731	1737a		1743	1801	1807a		1813	1831	1837a		1843	1901	1907a		1913	
Tooting (TOO)	1719				1749				1819				1849				1919	
Haydons Road (HYR)	1722				1752				1822				1852				1922	
Wimbledon (WIM)	1724				1754				1824				1854				1924	
Wimbledon (WIM)	1725				1755				1825				1855				1925	
Wimbledon Chase (WBO)	1728				1758				1828				1858				1928	
South Merton (SMO)	1730				1800				1830				1900				1930	
Morden South (MDS)	1733				1803				1833				1903				1933	
St Helier (SIH)	1735				1805				1835				1905				1935	
Sutton Common (SUC)	1737				1807				1837				1907				1937	
West Sutton (WSU)	1740				1810				1840				1910				1940	
Mitcham Eastfields (MTC)	1727		1735		1757		1805		1827		1835		1857		1905		1927	
Mitcham Junction (MIJ)	1730		1738		1800		1808		1830		1838		1900		1908		1930	
Hackbridge (HCB)	1733		1741		1803		1811		1833		1841		1903		1911		1933	
Carshalton (CSH)	1736		1744		1806		1814		1836		1844		1906		1914		1936	
Sutton (Surrey) (SUO)	1740	1744	1747		1810	1814	1817		1840	1844	1847		1910	1914	1917		1940	1944

NOTES (see introductory pages for explanation of train operator codes and standard symbols)

- a Arrival time
- d Departure time
- A To Dorking
- B To East Croydon
- C From Luton
- D From St Albans City

London to Wimbledon and Sutton via Streatham and Tulse Hill

Sundays



































Operator Days of operation/Notes	TL	SN	SN	TL	TL	SN	SN	TL	TL	SN	SN	TL	TL	SN	SN	TL	TL	SN
	D	B	A	C	D	B	A	C	D	B	E	C	D	B	A	C	D	B
London Victoria (VIC)  d			1938				2008					2038			2108			
Clapham Junction (CLJ)  d			1945				2015					2045			2115			
Balham (BAL)  d			1950				2021					2050			2120			
St Pancras International (STP)  d	1857			1912	1927			1942	1957			2012	2027			2042	2057	
Farringdon (ZFD)  d	1901			1916	1931			1946	2001			2016	2031			2046	2101	
City Thameslink (CTK)  d																		
London Blackfriars (BFR)  d	1906			1921	1936			1951	2006			2021	2036			2051	2106	
Elephant & Castle (EPH)  d	1910			1925	1940			1955	2010			2025	2040			2055	2110	
Loughborough Jn (LGJ)  d	1915			1930	1945			2000	2015			2030	2045			2100	2115	
Herne Hill (HNL)  d	1920			1934	1950			2004	2020			2034	2050			2104	2120	
London Bridge (LBG)  d		1914				1944				2014				2044				2114
South Bermondsey (SBM) d		1919				1949				2019				2049				2119
Queens Rd Peckham (QRP) d		1922				1952				2022				2052				2122
Peckham Rye (PMR)  d		1925				1955				2025				2055				2125
East Dulwich (EDW) d		1928				1958				2028				2058				2128
North Dulwich (NDL) d		1930				2000				2030				2100				2130
Tulse Hill (TUH)  a	1924	1933		1939	1954	2003		2009	2024	2033		2039	2054	2103		2109	2124	2133
Tulse Hill (TUH)  d	1927	1934		1939	1957	2004		2009	2027	2034		2039	2057	2104		2109	2127	2134
Streatham (STE)  d	1931	1937a		1943	2001	2007a		2013	2031	2037a		2043	2101	2107a		2113	2131	2137a
Tooting (TOO) d				1949				2019				2049				2119		
Haydons Road (HYR) d				1952				2022				2052				2122		
Wimbledon (WIM)  a				1954				2024				2054				2124		
Wimbledon (WIM)  d				1955				2025				2055				2125		
Wimbledon Chase (WBO) d				1958				2028				2058				2128		
South Merton (SMO) d				2000				2030				2100				2130		
Morden South (MDS) d				2003				2033				2103				2133		
St Helier (SIH) d				2005				2035				2105				2135		
Sutton Common (SUC) d				2007				2037				2107				2137		
West Sutton (WSU) d				2010				2040				2110				2140		
Mitcham Eastfields (MTC) d	1935		1957		2005		2028		2035		2057		2105		2127		2135	
Mitcham Junction (MIJ)  d	1938		2000		2008		2031		2038		2100		2108		2130		2138	
Hackbridge (HCB) d	1941		2003		2011		2034		2041		2103		2111		2133		2141	
Carshalton (CSH) d	1944		2006		2014		2036		2044		2106		2114		2136		2144	
Sutton (Surrey) (SUO)  a	1947		2010	2014	2017		2040	2044	2047		2110	2114	2117		2140	2144	2147	

NOTES (see introductory pages for explanation of train operator codes and standard symbols)

- a Arrival time
- d Departure time
- A To Dorking
- B To East Croydon
- C From Luton
- D From St Albans City
- E To Epsom

London to Wimbledon and Sutton via Streatham and Tulse Hill

Sundays

Operator Days of operation/Notes	SN E	TL C	TL D	SN B	SN A	TL C	SN B	SN E	SN B	SN A	SN B
London Victoria (VIC)  10 d	2138				2211			2241		2311	
Clapham Junction (CLJ)  10 d	2145				2218			2249		2319	
Balham (BAL)  4 d	2150				2223			2253		2323	
St Pancras International (STP)  15 d		2112	2127			2142					
Farringdon (ZFD)  3 d		2116	2131			2146					
City Thameslink (CTK)  3 d											
London Blackfriars (BFR)  3 d		2121	2136			2151					
Elephant & Castle (EPH)  d		2125	2140			2155					
Loughborough Jn (LGJ)  d		2130	2145			2200					
Herne Hill (HNH)  4 d		2134	2150			2204					
London Bridge (LBG)  4 d				2144			2214		2244	2317	
South Bermondsey (SBM)  d				2149			2219		2249	2323	
Queens Rd Peckham (QRP)  d				2152			2222		2252	2327	
Peckham Rye (PMR)  4 d				2155			2225		2255	2330	
East Dulwich (EDW)  d				2158			2228		2258	2334	
North Dulwich (NDL)  d				2200			2230		2300	2337	
Tulse Hill (TUH)  4 a		2139	2154	2203		2209	2233		2303	2340	
Tulse Hill (TUH)  4 d		2139	2157	2204		2209	2234		2304	2343	
Streatham (STE)  4 d		2143	2201	2207a		2213	2237a		2307a	2346a	
Tooting (TOO)  d		2149				2219					
Haydons Road (HYR)  d		2152				2222					
Wimbledon (WIM)  6 a		2154				2224					
Wimbledon (WIM)  6 d		2155				2225					
Wimbledon Chase (WBO)  d		2158				2228					
South Merton (SMO)  d		2200				2230					
Morden South (MDS)  d		2203				2233					
St Helier (SIH)  d		2205				2235					
Sutton Common (SUC)  d		2207				2237					
West Sutton (WSU)  d		2210				2240					
Mitcham Eastfields (MTC)  d	2157		2205		2230			2300		2330	
Mitcham Junction (MIJ)  d	2200		2208		2233			2303		2333	
Hackbridge (HCB)  d	2203		2211		2236			2306		2336	
Carshalton (CSH)  d	2206		2214		2239			2309		2339	
Sutton (Surrey) (SUO)  4 a	2210	2214	2217		2243	2244		2313		2343	

NOTES (see introductory pages for explanation of train operator codes and standard symbols)

- a Arrival time
- d Departure time
- A To Dorking
- B To East Croydon
- C From Luton
- D From St Albans City
- E To Epsom

Sutton and Wimbledon to London via Streatham and Tulse Hill

Mondays to Fridays

Operator Days of operation/Notes	SN	TL	SN	TL	SN	SN	TL	SN	TL	SN	SN	TL	SN	TL	SN	SN	SN
	A	B	C	B	D	A	B	C	B	E	F	B	G	B	E	H	F
Sutton (Surrey) (SUO) 4 d		0546		0549	0612		0616		0619	0642		0646		0649	0702	0712	
Carshalton (CSH) d		0549			0615		0619			0645		0649			0705	0715	
Hackbridge (HCB) d		0552			0618		0622			0648		0652				0718	
Mitcham Junction (MIJ) d		0555			0621		0625			0651		0655				0721	
Mitcham Eastfields (MTC) d		0558			0624		0628			0654		0658				0724	
West Sutton (WSU) d				0552					0622					0652			
Sutton Common (SUC) d				0554					0624					0654			
St Helier (SIH) d				0557					0627					0657			
Morden South (MDS) d				0559					0629					0659			
South Merton (SMO) d				0601					0631					0701			
Wimbledon Chase (WBO) d				0603					0633					0703			
Wimbledon (WIM) d				0606					0636					0706			
Wimbledon (WIM) 6 d				0607					0637					0707			
Haydens Road (HYR) d				0610					0640					0710			
Tooting (TOO) d				0613					0643					0713			
Streatham (STE) 4 d		0603	0613	0618			0633	0643	0648			0703	0713	0718			
Tulse Hill (TUH) 4 a		0607	0617	0622			0637	0647	0652			0707	0717	0722			
Tulse Hill (TUH) 4 d	0602	0608	0617	0623		0632	0638	0647	0653		0702	0708	0717	0723			0732
North Dulwich (NDL) d	0606		0621			0636		0651			0706		0721				0736
East Dulwich (EDW) d	0608		0623			0638		0653			0708		0723				0738
Peckham Rye (PMR) 4 d	0611		0626			0641		0656			0711		0726				0741
Queens Rd Peckham (QRP) d	0613		0628			0643		0658			0713		0728				0743
South Bermondsey (SBM) d	0616		0631			0646		0701			0716		0731				0746
London Bridge (LBG) 4 a	0621		0636			0651		0706			0721		0736				0751
Herne Hill (HNH) 4 d		0612		0627			0642		0657			0712		0727			
Loughborough Jn (LGJ) d		0615		0630			0645		0700			0715		0730			
Elephant & Castle (EPH) d		0619		0634			0649		0704			0719		0734			
London Blackfriars (BFR) 3 a		0624		0639			0654		0709			0724		0739			
City Thameslink (CTK) 3 a		0626		0641			0656		0711			0726		0741			
Farringdon (ZFD) 3 a		0628		0643			0658		0713			0728		0743			
St Pancras International (STP) 4 15 a		0633		0648			0703		0718			0733		0748			
Balham (BAL) 4 a					0633					0703							0732
Clapham Junction (CLJ) 10 a					0637					0707					0723	0737	
London Victoria (VIC) 10 a					0645					0715					0733	0746	

NOTES (see introductory pages for explanation of train operator codes and standard symbols)

- a Arrival time
d Departure time
- A From Crystal Palace
B To St Albans City
C From Selhurst
D From Dorking
E From Epsom
F From Beckenham Junction
G From East Croydon
H From Horsham

Sutton and Wimbledon to London via Streatham and Tulse Hill

Mondays to Fridays

Operator Days of operation/Notes	TL B	SN G	TL B	SN E	SN D	SN J	SN F	TL B	SN G	TL B	SN E	SN H	SN J	SN F	TL B	SN G	TL B
Sutton (Surrey) (SUO) 4 d	0716		0719	0732	0742			0746		0749	0802	0812			0816		0819
Carshalton (CSH) d	0719			0735	0745			0749			0805	0815			0819		
Hackbridge (HCB) d	0722			0738	0748			0752			0808	0818			0822		
Mitcham Junction (MIJ) d	0725			0742	0751			0755			0811	0821			0825		
Mitcham Eastfields (MTC) d	0728			0745	0754			0758			0815	0824			0828		
West Sutton (WSU) d			0722							0752							0822
Sutton Common (SUC) d			0724							0754							0824
St Helier (SIH) d			0727							0757							0827
Morden South (MDS) d			0729							0759							0829
South Merton (SMO) d			0731							0801							0831
Wimbledon Chase (WBO) d			0733							0803							0833
Wimbledon (WIM) 6 a			0736							0806							0836
Wimbledon (WIM) 6 d			0737							0807							0837
Haydens Road (HYR) d			0740							0810							0840
Tooting (TOO) d			0743							0813							0843
Streatham (STE) 4 d	0733	0743	0748					0803	0813	0818					0833	0843	0848
Tulse Hill (TUH) 4 a	0737	0747	0752					0807	0817	0822					0837	0847	0852
Tulse Hill (TUH) 4 d	0738	0747	0753			0756	0802	0808	0817	0823			0826	0832	0838	0847	0853
North Dulwich (NDL) d		0751				0759	0806		0821			0829	0836			0851	
East Dulwich (EDW) d		0753				0802	0808		0823			0832	0838			0853	
Peckham Rye (PMR) 4 d		0756				0805	0811		0826			0835	0841			0856	
Queens Rd Peckham (QRP) d		0758				0807	0813		0828			0837	0843			0858	
South Bermondsey (SBM) d		0801				0810	0816		0831			0840	0846			0901	
London Bridge (LBG) 4 a		0806				0815	0821		0836			0845	0851			0906	
Herne Hill (HNH) 4 d	0742		0757					0812		0827					0842		0857
Loughborough Jn (LGJ) d	0745		0800					0815		0830					0845		0900
Elephant & Castle (EPH) d	0749		0804					0819		0834					0849		0904
London Blackfriars (BFR) 3 a	0754		0809					0824		0839					0854		0909
City Thameslink (CTK) 3 a	0756		0811					0826		0841					0856		0911
Farringdon (ZFD) 3 a	0758		0813					0828		0843					0858		0913
St Pancras International (STP) 15 a	0803		0818					0833		0848					0903		0918
Balham (BAL) 4 a					0802							0832					
Clapham Junction (CLJ) 10 a				0757	0807						0828	0838					
London Victoria (VIC) 10 a				0806	0817						0836	0845					

NOTES (see introductory pages for explanation of train operator codes and standard symbols)

- a Arrival time
- d Departure time
- B To St Albans City
- D From Dorking
- E From Epsom
- F From Beckenham Junction
- G From East Croydon
- H From Horsham
- J From Streatham Hill

Sutton and Wimbledon to London via Streatham and Tulse Hill

Mondays to Fridays

Operator Days of operation/Notes	SN D	SN F	TL B	SN G	TL B	SN H	SN F	TL B	SN G	TL B	SN D	SN F	TL B	SN G	TL B	SN H	SN F
Sutton (Surrey) (SUO) 4 d	0842		0846		0849	0912		0916		0919	0942		0946		0949	1012	
Carshalton (CSH) d	0845		0849			0915		0919			0945		0949			1015	
Hackbridge (HCB) d	0848		0852			0918		0922			0948		0952			1018	
Mitcham Junction (MIJ) d	0851		0855			0921		0925			0951		0955			1021	
Mitcham Eastfields (MTC) d	0854		0858			0924		0928			0954		0958			1024	
West Sutton (WSU) d					0852					0922						0952	
Sutton Common (SUC) d					0854					0924						0954	
St Helier (SIH) d					0857					0927						0957	
Morden South (MDS) d					0859					0929						0959	
South Merton (SMO) d					0901					0931						1001	
Wimbledon Chase (WBO) d					0903					0933						1003	
Wimbledon (WIM) 6 a					0906					0936						1006	
Wimbledon (WIM) 6 d					0907					0937						1007	
Haydens Road (HYR) d					0910					0940						1010	
Tooting (TOO) d					0913					0943						1013	
Streatham (STE) 4 d			0903	0912	0918			0933	0943	0948			1003	1013	1018		
Tulse Hill (TUH) 4 a			0907	0916	0922			0937	0947	0952			1007	1017	1022		
Tulse Hill (TUH) 4 d		0902	0908	0917	0923		0933	0938	0947	0953		1002	1008	1017	1023		1033
North Dulwich (NDL) d		0906		0921			0936		0951			1006		1021			1036
East Dulwich (EDW) d		0908		0923			0938		0953			1008		1023			1038
Peckham Rye (PMR) 4 d		0911		0926			0941		0956			1011		1026			1041
Queens Rd Peckham (QRP) d		0913		0928			0943		0958			1013		1028			1043
South Bermondsey (SBM) d		0916		0931			0946		1001			1016		1031			1046
London Bridge (LBG) 4 a		0921		0936			0951		1006			1021		1036			1051
Herne Hill (HNH) 4 d			0912		0927			0942		0957			1012		1027		
Loughborough Jn (LGJ) d			0915		0930			0945		1000			1015		1030		
Elephant & Castle (EPH) d			0919		0934			0949		1004			1019		1034		
London Blackfriars (BFR) 3 a			0924		0939			0954		1009			1024		1039		
City Thameslink (CTK) 3 a			0926		0941			0956		1011			1026		1041		
Farringdon (ZFD) 3 a			0928		0943			0958		1013			1028		1043		
St Pancras International (STP) 15 a			0933		0948			1003		1018			1033		1048		
Balham (BAL) 4 a	0903					0933					1003					1033	
Clapham Junction (CLJ) 10 a	0907					0938					1007					1038	
London Victoria (VIC) 10 a	0919					0949					1017					1045	

NOTES (see introductory pages for explanation of train operator codes and standard symbols)

- a Arrival time
- d Departure time

- B To St Albans City
- D From Dorking
- F From Beckenham Junction
- G From East Croydon
- H From Horsham

Sutton and Wimbledon to London via Streatham and Tulse Hill

Mondays to Fridays

Operator Days of operation/Notes	TL	SN	TL	SN	SN	TL	SN	TL	SN	TL	SN	TL	SN	TL	SN	TL	SN			
	B	G	B	D	F	B	G	B	H	F	B	G	B	D	F	B	G			
Sutton (Surrey) (SUO) 4 d	1016		1019	1042		1046		1049		1112		1116		1119		1142		1146		
Carshalton (CSH) d	1019			1045		1049				1115		1119				1145		1149		
Hackbridge (HCB) d	1022			1048		1052				1118		1122				1148		1152		
Mitcham Junction (MIJ) d	1025			1051		1055				1121		1125				1151		1155		
Mitcham Eastfields (MTC) d	1028			1054		1058				1124		1128				1154		1158		
West Sutton (WSU) d			1022					1052						1122						
Sutton Common (SUC) d			1024					1054						1124						
St Helier (SIH) d			1027					1057						1127						
Morden South (MDS) d			1029					1059						1129						
South Merton (SMO) d			1031					1101						1131						
Wimbledon Chase (WBO) d			1033					1103						1133						
Wimbledon (WIM) 6 a			1036					1106						1136						
Wimbledon (WIM) 6 d			1037					1107						1137						
Haydens Road (HYR) d			1040					1110						1140						
Tooting (TOO) d			1043					1113						1143						
Streatham (STE) 4 d	1033	1043	1048			1103	1113	1118				1133	1143	1148				1203	1213	
Tulse Hill (TUH) 4 a	1037	1047	1052			1107	1117	1122				1137	1147	1152				1207	1217	
Tulse Hill (TUH) 4 d	1038	1047	1053			1102	1108	1117	1123			1134	1138	1147	1153			1202	1208	1219
North Dulwich (NDL) d		1051				1106		1121				1137		1151				1206	1222	
East Dulwich (EDW) d		1053				1108		1123				1139		1153				1208	1224	
Peckham Rye (PMR) 4 d		1056				1111		1126				1143		1156				1211	1227	
Queens Rd Peckham (QRP) d		1058				1113		1128				1145		1158				1213	1229	
South Bermondsey (SBM) d		1101				1116		1131				1147		1201				1216	1232	
London Bridge (LBG) 4 a		1106				1121		1136				1152		1206				1221	1237	
Herne Hill (HNH) 4 d	1042		1057			1112		1127				1142		1157				1212		
Loughborough Jn (LGJ) d	1045		1100			1115		1130				1145		1200				1215		
Elephant & Castle (EPH) d	1049		1104			1119		1134				1149		1204				1219		
London Blackfriars (BFR) 3 a	1054		1109			1124		1139				1154		1209				1224		
City Thameslink (CTK) 3 a	1056		1111			1126		1141				1156		1211				1226		
Farringdon (ZFD) 3 a	1058		1113			1128		1143				1158		1213				1228		
St Pancras International (STP) 15 a	1103		1118			1133		1148				1203		1218				1233		
Balham (BAL) 4 a				1103						1133								1203		
Clapham Junction (CLJ) 10 a				1107						1137								1207		
London Victoria (VIC) 10 a				1115						1145								1215		

NOTES (see introductory pages for explanation of train operator codes and standard symbols)

- a Arrival time
d Departure time
- B To St Albans City
D From Dorking
F From Beckenham Junction
G From East Croydon
H From Horsham

Sutton and Wimbledon to London via Streatham and Tulse Hill

Mondays to Fridays

Operator Days of operation/Notes	TL	SN	SN	TL	SN	TL	SN	SN	TL	SN	TL	SN	SN	TL	SN	TL	SN
	B	H	F	B	G	B	D	F	B	G	B	H	F	B	G	B	D
Sutton (Surrey) (SUO) 4 d	1149	1212		1216		1219	1242		1246		1249	1312		1316		1319	1342
Carshalton (CSH) d		1215		1219			1245		1249			1315		1319			1345
Hackbridge (HCB) d		1218		1222			1248		1252			1318		1322			1348
Mitcham Junction (MIJ) d		1221		1225			1251		1255			1321		1325			1351
Mitcham Eastfields (MTC) d		1224		1228			1254		1258			1324		1328			1354
West Sutton (WSU) d	1152					1222					1252					1322	
Sutton Common (SUC) d	1154					1224					1254					1324	
St Helier (SIH) d	1157					1227					1257					1327	
Morden South (MDS) d	1159					1229					1259					1329	
South Merton (SMO) d	1201					1231					1301					1331	
Wimbledon Chase (WBO) d	1203					1233					1303					1333	
Wimbledon (WIM) 6 a	1206					1236					1306					1336	
Wimbledon (WIM) 6 d	1207					1237					1307					1337	
Haydons Road (HYR) d	1210					1240					1310					1340	
Tooting (TOO) d	1213					1243					1313					1343	
Streatham (STE) 4 d	1218			1233	1243	1248			1303	1313	1318			1333	1343	1348	
Tulse Hill (TUH) 4 a	1222			1237	1247	1252			1307	1317	1322			1337	1347	1352	
Tulse Hill (TUH) 4 d	1223		1232	1238	1247	1253		1302	1308	1317	1323		1332	1338	1347	1353	
North Dulwich (NDL) d			1236		1251			1306		1321			1336		1351		
East Dulwich (EDW) d			1238		1253			1308		1323			1338		1353		
Peckham Rye (PMR) 4 d			1241		1256			1311		1326			1341		1356		
Queens Rd Peckham (QRP) d			1243		1258			1313		1328			1343		1358		
South Bermondsey (SBM) d			1246		1301			1316		1331			1346		1401		
London Bridge (LBG) 4 a			1251		1306			1321		1336			1351		1406		
Herne Hill (HNH) 4 d	1227			1242		1257			1312		1327			1342		1357	
Loughborough Jn (LGJ) d	1230			1245		1300			1315		1330			1345		1400	
Elephant & Castle (EPH) d	1234			1249		1304			1319		1334			1349		1404	
London Blackfriars (BFR) 3 a	1239			1254		1309			1324		1339			1354		1409	
City Thameslink (CTK) 3 a	1241			1256		1311			1326		1341			1356		1411	
Farringdon (ZFD) 3 a	1243			1258		1313			1328		1343			1358		1413	
St Pancras International (STP) 15 a	1248			1303		1318			1333		1348			1403		1418	
Balham (BAL) 4 a		1233					1303					1333					1403
Clapham Junction (CLJ) 10 a		1237					1307					1338					1407
London Victoria (VIC) 10 a		1247					1315					1345					1415

NOTES (see introductory pages for explanation of train operator codes and standard symbols)

- a Arrival time
d Departure time
- B To St Albans City
D From Dorking
F From Beckenham Junction
G From East Croydon
H From Horsham

Sutton and Wimbledon to London via Streatham and Tulse Hill

Mondays to Fridays

Operator Days of operation/Notes	SN	TL	SN	TL	SN	SN	TL	SN	TL	SN	SN	TL	SN	TL	SN	SN	TL	
	F	B	G	B	H	F	B	G	B	D	F	B	G	B	H	F	B	
Sutton (Surrey) (SUO) 4 d		1346		1349	1412		1416		1419	1442		1446		1449	1512		1516	
Carshalton (CSH) d		1349			1415		1419			1445		1449			1515		1519	
Hackbridge (HCB) d		1352			1418		1422			1448		1452			1518		1522	
Mitcham Junction (MIJ) d		1355			1421		1425			1451		1455			1521		1525	
Mitcham Eastfields (MTC) d		1358			1424		1428			1454		1458			1524		1528	
West Sutton (WSU) d				1352					1422					1452				
Sutton Common (SUC) d				1354					1424					1454				
St Helier (SIH) d				1357					1427					1457				
Morden South (MDS) d				1359					1429					1459				
South Merton (SMO) d				1401					1431					1501				
Wimbledon Chase (WBO) d				1403					1433					1503				
Wimbledon (WIM) d				1406					1436					1506				
Wimbledon (WIM) 6 d				1407					1437					1507				
Haydens Road (HYR) d				1410					1440					1510				
Tooting (TOO) d				1413					1443					1513				
Streatham (STE) 4 d		1403	1413	1418			1433	1443	1448			1503	1513	1518			1533	
Tulse Hill (TUH) 4 a		1407	1417	1422			1437	1447	1452			1507	1517	1522			1537	
Tulse Hill (TUH) 4 d	1403	1408	1417	1423			1432	1438	1447	1453		1502	1508	1517	1523		1532	1538
North Dulwich (NDL) d	1406		1421				1436		1451			1506		1521			1536	
East Dulwich (EDW) d	1408		1423				1438		1453			1508		1523			1538	
Peckham Rye (PMR) 4 d	1411		1426				1441		1456			1511		1526			1541	
Queens Rd Peckham (QRP) d	1413		1428				1443		1458			1513		1528			1543	
South Bermondsey (SBM) d	1416		1431				1446		1501			1516		1531			1546	
London Bridge (LBG) 4 a	1421		1436				1451		1506			1521		1536			1551	
Herne Hill (HNH) 4 d		1412		1427			1442		1457			1512		1527			1542	
Loughborough Jn (LGJ) d		1415		1430			1445		1500			1515		1530			1545	
Elephant & Castle (EPH) d		1419		1434			1449		1504			1519		1534			1549	
London Blackfriars (BFR) 3 a		1424		1439			1454		1509			1524		1539			1554	
City Thameslink (CTK) 3 a		1426		1441			1456		1511			1526		1541			1556	
Farringdon (ZFD) 3 a		1428		1443			1458		1513			1528		1543			1558	
St Pancras International (STP) 15 a		1433		1448			1503		1518			1533		1548			1603	
Balham (BAL) 4 a					1433							1503					1533	
Clapham Junction (CLJ) 10 a					1437							1507					1537	
London Victoria (VIC) 10 a					1445							1515					1545	

NOTES (see introductory pages for explanation of train operator codes and standard symbols)

- a Arrival time
d Departure time
- B To St Albans City
D From Dorking
F From Beckenham Junction
G From East Croydon
H From Horsham

Sutton and Wimbledon to London via Streatham and Tulse Hill

Mondays to Fridays

Operator Days of operation/Notes	SN	TL	SN	SN	TL	SN	TL	SN	SN	TL	SN	TL	SN	SN	TL	SN	TL
	G	B	D	F	B	G	B	H	F	B	G	B	D	F	B	G	B
Sutton (Surrey) (SUO) 4 d		1519	1542		1546		1549	1612		1616		1619	1642		1646		1649
Carshalton (CSH) d			1545		1549			1615		1619			1645		1649		
Hackbridge (HCB) d			1548		1552			1618		1622			1648		1652		
Mitcham Junction (MIJ) d			1551		1555			1621		1625			1651		1655		
Mitcham Eastfields (MTC) d			1554		1558			1624		1628			1654		1658		
West Sutton (WSU) d		1522					1552					1622					1652
Sutton Common (SUC) d		1524					1554					1624					1654
St Helier (SIH) d		1527					1557					1627					1657
Morden South (MDS) d		1529					1559					1629					1659
South Merton (SMO) d		1531					1601					1631					1701
Wimbledon Chase (WBO) d		1533					1603					1633					1703
Wimbledon (WIM) 6 a		1536					1606					1636					1706
Wimbledon (WIM) 6 d		1537					1607					1637					1707
Haydons Road (HYR) d		1540					1610					1640					1710
Tooting (TOO) d		1543					1613					1643					1713
Streatham (STE) 4 d	1543	1548			1603	1613	1618			1633	1643	1648			1703	1713	1718
Tulse Hill (TUH) 4 a	1547	1552			1607	1617	1622			1637	1647	1652			1707	1717	1722
Tulse Hill (TUH) 4 d	1547	1553			1602	1608	1617	1623		1632	1638	1647	1653		1702	1708	1717
North Dulwich (NDL) d	1551				1606		1621			1636		1651			1706		1721
East Dulwich (EDW) d	1553				1608		1623			1638		1653			1708		1723
Peckham Rye (PMR) 4 d	1556				1611		1626			1641		1656			1711		1726
Queens Rd Peckham (QRP) d	1558				1613		1628			1643		1658			1713		1728
South Bermondsey (SBM) d	1601				1616		1631			1646		1701			1716		1731
London Bridge (LBG) 4 a	1606				1621		1636			1651		1706			1721		1736
Herne Hill (HNH) 4 d		1557			1612		1627			1642		1657			1712		1727
Loughborough Jn (LGJ) d		1600			1615		1630			1645		1700			1715		1730
Elephant & Castle (EPH) d		1604			1619		1634			1649		1704			1719		1734
London Blackfriars (BFR) 3 a		1609			1624		1639			1654		1709			1724		1739
City Thameslink (CTK) 3 a		1611			1626		1641			1656		1711			1726		1741
Farringdon (ZFD) 3 a		1613			1628		1643			1658		1713			1728		1743
St Pancras International (STP) 15 a		1618			1633		1648			1703		1718			1733		1748
Balham (BAL) 4 a			1603					1632						1702			
Clapham Junction (CLJ) 10 a			1607					1637						1706			
London Victoria (VIC) 10 a			1615					1645						1714			

NOTES (see introductory pages for explanation of train operator codes and standard symbols)

- a Arrival time
d Departure time
- B To St Albans City
D From Dorking
F From Beckenham Junction
G From East Croydon
H From Horsham

Sutton and Wimbledon to London via Streatham and Tulse Hill

Mondays to Fridays

Operator Days of operation/Notes	SN H	SN F	TL B	SN G	TL B	SN D	SN F	TL B	SN G	TL B	SN H	SN F	TL B	SN G	TL B	SN D	SN F
Sutton (Surrey) (SUO) 4 d	1712		1716		1719	1742		1746		1749	1812		1816		1819	1842	
Carshalton (CSH) d	1715		1719			1745		1749			1815		1819			1845	
Hackbridge (HCB) d	1718		1722			1748		1752			1818		1822			1848	
Mitcham Junction (MIJ) d	1721		1725			1751		1755			1821		1825			1851	
Mitcham Eastfields (MTC) d	1724		1728			1754		1758			1824		1828			1854	
West Sutton (WSU) d					1722					1752						1822	
Sutton Common (SUC) d					1724					1754						1824	
St Helier (SIH) d					1727					1757						1827	
Morden South (MDS) d					1729					1759						1829	
South Merton (SMO) d					1731					1801						1831	
Wimbledon Chase (WBO) d					1733					1803						1833	
Wimbledon (WIM) 6 a					1736					1806						1836	
Wimbledon (WIM) 6 d					1737					1807						1837	
Haydens Road (HYR) d					1740					1810						1840	
Tooting (TOO) d					1743					1813						1843	
Streatham (STE) 4 d			1733	1743	1748			1803	1813	1818			1833	1843	1848		
Tulse Hill (TUH) 4 a			1737	1747	1752			1807	1817	1822			1837	1847	1852		
Tulse Hill (TUH) 4 d		1732	1738	1747	1753		1802	1808	1817	1823		1832	1838	1847	1853		1902
North Dulwich (NDL) d		1736		1751			1806		1821			1836		1851			1906
East Dulwich (EDW) d		1738		1753			1808		1823			1838		1853			1908
Peckham Rye (PMR) 4 d		1741		1756			1811		1826			1841		1856			1911
Queens Rd Peckham (QRP) d		1743		1758			1813		1828			1843		1858			1913
South Bermondsey (SBM) d		1746		1801			1816		1831			1846		1901			1916
London Bridge (LBG) 4 a		1751		1806			1821		1836			1851		1906			1921
Herne Hill (HNH) 4 d			1742		1757			1812		1827			1842		1857		
Loughborough Jn (LGJ) d			1745		1800			1815		1830			1845		1900		
Elephant & Castle (EPH) d			1749		1804			1819		1834			1849		1904		
London Blackfriars (BFR) 3 a			1754		1809			1824		1839			1854		1909		
City Thameslink (CTK) 3 a			1756		1811			1826		1841			1856		1911		
Farringdon (ZFD) 3 a			1758		1813			1828		1843			1858		1913		
St Pancras International (STP) 15 a			1803		1818			1833		1848			1903		1918		
Balham (BAL) 4 a	1733					1803					1833					1903	
Clapham Junction (CLJ) 10 a	1738					1808					1838					1907	
London Victoria (VIC) 10 a	1746					1819					1849					1915	

NOTES (see introductory pages for explanation of train operator codes and standard symbols)

- a Arrival time
d Departure time
- B To St Albans City
D From Dorking
F From Beckenham Junction
G From East Croydon
H From Horsham

Sutton and Wimbledon to London via Streatham and Tulse Hill

Mondays to Fridays

Operator Days of operation/Notes	TL B	SN G	TL B	SN H	SN F	TL B	SN G	TL B	SN D	SN F	TL B	SN G	TL B	SN H	SN F	TL B	SN G	
Sutton (Surrey) (SUO) 4 d	1846		1849	1912		1916		1919	1942		1946		1949	2012		2016		
Carshalton (CSH) d	1849			1915		1919			1945		1949			2015		2019		
Hackbridge (HCB) d	1852			1918		1922			1948		1952			2018		2022		
Mitcham Junction (MIJ) d	1855			1921		1925			1951		1955			2021		2025		
Mitcham Eastfields (MTC) d	1858			1924		1928			1954		1958			2024		2028		
West Sutton (WSU) d			1852					1922					1952					
Sutton Common (SUC) d			1854					1924					1954					
St Helier (SIH) d			1857					1927					1957					
Morden South (MDS) d			1859					1929					1959					
South Merton (SMO) d			1901					1931					2001					
Wimbledon Chase (WBO) d			1903					1933					2003					
Wimbledon (WIM) 6 a			1906					1936					2006					
Wimbledon (WIM) 6 d			1907					1937					2007					
Haydens Road (HYR) d			1910					1940					2010					
Tooting (TOO) d			1913					1943					2013					
Streatham (STE) 4 d	1903	1913	1918			1933	1943	1948			2003	2013	2018			2033	2043	
Tulse Hill (TUH) 4 a	1907	1917	1922			1937	1947	1952			2007	2017	2022			2037	2047	
Tulse Hill (TUH) 4 d	1908	1917	1923			1932	1938	1947	1953		2002	2008	2017	2023		2032	2038	2047
North Dulwich (NDL) d			1921			1936		1951			2006		2021			2036		2051
East Dulwich (EDW) d			1923			1938		1953			2008		2023			2038		2053
Peckham Rye (PMR) 4 d			1926			1941		1956			2011		2026			2041		2056
Queens Rd Peckham (QRP) d			1928			1943		1958			2013		2028			2043		2058
South Bermondsey (SBM) d			1931			1946		2001			2016		2031			2046		2101
London Bridge (LBG) 4 a			1936			1951		2006			2021		2036			2051		2106
Herne Hill (HMH) 4 d	1912		1927			1942		1957			2012		2027			2042		
Loughborough Jn (LGJ) d	1915		1930			1945		2000			2015		2030			2045		
Elephant & Castle (EPH) d	1919		1934			1949		2004			2019		2034			2049		
London Blackfriars (BFR) 3 a	1924		1939			1954		2009			2024		2039			2054		
City Thameslink (CTK) 3 a	1926		1941			1956		2011			2026		2041			2056		
Farringdon (ZFD) 3 a	1928		1943			1958		2013			2028		2043			2058		
St Pancras International (STP) 15 a	1933		1948			2003		2018			2033		2048			2103		
Balham (BAL) 4 a				1933					2003							2033		
Clapham Junction (CLJ) 10 a				1937					2007							2037		
London Victoria (VIC) 10 a				1945					2017							2045		

NOTES (see introductory pages for explanation of train operator codes and standard symbols)

- a Arrival time
- d Departure time
- B To St Albans City
- D From Dorking
- F From Beckenham Junction
- G From East Croydon
- H From Horsham

Sutton and Wimbledon to London via Streatham and Tulse Hill

Mondays to Fridays

Operator Days of operation/Notes	TL	SN	SN	TL	SN	TL	SN	SN	TL	SN	TL	SN	TL	SN	TL	SN	TL	SN
	B	D	F	B	G	B	H	F	B	G	K	D	K	G	K	H	K	F
Sutton (Surrey) (SUO) 4 d	2019	2042		2046		2049	2112		2116		2119	2142	2146		2149	2212		
Carshalton (CSH) d		2045		2049			2115		2119			2145	2149			2215		
Hackbridge (HCB) d		2048		2052			2118		2122			2148	2152			2218		
Mitcham Junction (MIJ) d		2051		2055			2121		2125			2151	2155			2221		
Mitcham Eastfields (MTC) d		2054		2058			2124		2128			2154	2158			2224		
West Sutton (WSU) d	2022					2052					2122				2152			
Sutton Common (SUC) d	2024					2054					2124				2154			
St Helier (SIH) d	2027					2057					2127				2157			
Morden South (MDS) d	2029					2059					2129				2159			
South Merton (SMO) d	2031					2101					2131				2201			
Wimbledon Chase (WBO) d	2033					2103					2133				2203			
Wimbledon (WIM) 6 a	2036					2106					2136				2206			
Wimbledon (WIM) 6 d	2037					2107					2137				2207			
Haydons Road (HYR) d	2040					2110					2140				2210			
Tooting (TOO) d	2043					2113					2143				2213			
Streatham (STE) 4 d	2048			2103	2113	2118			2133	2143	2148		2203	2213	2218			
Tulse Hill (TUH) 4 a	2052			2107	2117	2122			2137	2147	2152		2207	2217	2222			
Tulse Hill (TUH) 4 d	2053			2102	2108	2117	2123		2132	2138	2147	2153		2208	2217	2223		2232
North Dulwich (NDL) d				2106		2121			2136		2151			2221				2236
East Dulwich (EDW) d				2108		2123			2138		2153			2223				2238
Peckham Rye (PMR) 4 d				2111		2126			2141		2156			2226				2241
Queens Rd Peckham (QRP) d				2113		2128			2143		2158			2228				2243
South Bermondsey (SBM) d				2116		2131			2146		2201			2231				2246
London Bridge (LBG) 4 a				2121		2136			2151		2206			2236				2251
Herne Hill (HMH) 4 d	2057			2112		2127			2142		2157		2212		2229c			
Loughborough Jn (LGJ) d	2100			2115		2130			2145		2200		2215		2232			
Elephant & Castle (EPH) d	2104			2119		2134			2149		2204		2219		2238			
London Blackfriars (BFR) 3 a	2109			2124		2139			2154		2209		2224		2244			
City Thameslink (CTK) 3 a	2111			2126		2141			2156		2211		2226		2246			
Farringdon (ZFD) 3 a	2113			2128		2143			2158		2213		2228		2248			
St Pancras International (STP) 15 a	2118			2133		2148			2203		2218		2233		2253			
Balham (BAL) 4 a		2103					2133					2203				2233		
Clapham Junction (CLJ) 10 a		2108					2137					2207				2237		
London Victoria (VIC) 10 a		2116					2147					2217				2245		

NOTES (see introductory pages for explanation of train operator codes and standard symbols)

- a Arrival time
d Departure time
c Arrives 3 minutes earlier
- B To St Albans City
D From Dorking
F From Beckenham Junction
G From East Croydon
H From Horsham
K To Bedford

Sutton and Wimbledon to London via Streatham and Tulse Hill

Mondays to Fridays

Operator Days of operation/Notes	TL	SN	TL	SN	TL	SN	TL	SN	TL	SN	TL	SN
	K	G	K	D	K	G	K	F	K	G	K	D
Sutton (Surrey) (SUO) 4 d	2218		2219	2242	2248		2249		2318		2319	2342
Carshalton (CSH) d	2221			2245	2251				2321			2345
Hackbridge (HCB) d	2224			2248	2254				2324			2347
Mitcham Junction (MIJ) d	2227			2251	2257				2327			2350
Mitcham Eastfields (MTC) d	2230			2254	2300				2330			2354
West Sutton (WSU) d			2222				2252				2322	
Sutton Common (SUC) d			2224				2254				2324	
St Helier (SIH) d			2227				2257				2327	
Morden South (MDS) d			2229				2259				2329	
South Merton (SMO) d			2231				2301				2331	
Wimbledon Chase (WBO) d			2233				2303				2333	
Wimbledon (WIM) 6 a			2236				2306				2336	
Wimbledon (WIM) 6 d			2237				2311				2337	
Haydons Road (HYR) d			2240				2314				2340	
Tooting (TOO) d			2243				2317				2343	
Streatham (STE) 4 d	2235	2243	2248		2305	2313	2322		2335	2343	2348	
Tulse Hill (TUH) 4 a	2239	2247	2252		2309	2317	2326		2339	2347	2352	
Tulse Hill (TUH) 4 d	2240	2247	2253		2310	2317	2327	2334	2340	2347	2352	
North Dulwich (NDL) d		2251				2321		2337		2351		
East Dulwich (EDW) d		2253				2323		2339		2353		
Peckham Rye (PMR) 4 d		2256				2326		2342		2356		
Queens Rd Peckham (QRP) d		2258				2328		2344		2358		
South Bermondsey (SBM) d		2301				2331		2346		0002		
London Bridge (LBG) 4 a		2306				2336		2351		0007		
Herne Hill (HMH) 4 d	2244		2259c		2314		2333c		2344		2356	
Loughborough Jn (LGJ) d	2247		2302		2317		2336		2347		2359	
Elephant & Castle (EPH) 3 a	2251		2308		2321		2340		2354c		0004	
London Blackfriars (BFR) 3 a	2256		2314		2326		2346		0001		0008	
City Thameslink (CTK) 3 a	2258											
Farringdon (ZFD) 3 a	2300		2318		2330		2353		0006		0013	
St Pancras International (STP) 15 a	2305		2323		2335		2357		0011		0017	
Balham (BAL) 4 a				2301								0002
Clapham Junction (CLJ) 10 a				2307								0007
London Victoria (VIC) 10 a				2315								0015

NOTES (see introductory pages for explanation of train operator codes and standard symbols)

- a Arrival time
d Departure time
c Arrives 3 minutes earlier
- D From Dorking
F From Beckenham Junction
G From East Croydon
K To Bedford

Sutton and Wimbledon to London via Streatham and Tulse Hill

Saturdays

Operator Days of operation/Notes	TL	TL	TL	SN	TL	SN	SN	TL	SN	TL	SN	SN	TL	SN	TL	SN	TL		
	A	A	A	B	A	C	D	A	E	A	F	D	A	E	A	F	G	A	
Sutton (Surrey) (SUO) 4 d	0546	0549	0616		0619	0642		0646		0649	0712		0716		0719	0742		0746	
Carshalton (CSH) d	0549		0619			0645		0649			0715		0719			0745		0749	
Hackbridge (HCB) d	0552		0622			0648		0652			0718		0722			0748		0752	
Mitcham Junction (MIJ) d	0555		0625			0651		0655			0721		0725			0751		0755	
Mitcham Eastfields (MTC) d	0558		0628			0654		0658			0724		0728			0754		0758	
West Sutton (WSU) d		0552			0622					0652						0722			
Sutton Common (SUC) d		0554			0624					0654						0724			
St Helier (SIH) d		0557			0627					0657						0727			
Morden South (MDS) d		0559			0629					0659						0729			
South Merton (SMO) d		0601			0631					0701						0731			
Wimbledon Chase (WBO) d		0603			0633					0703						0733			
Wimbledon (WIM) 6 a		0606			0636					0706						0736			
Wimbledon (WIM) 6 d		0607			0637					0707						0737			
Haydens Road (HYR) d		0610			0640					0710						0740			
Tooting (TOO) d		0613			0643					0713						0743			
Streatham (STE) 4 d	0603	0618	0633	0643	0648			0703	0713	0718			0733	0743	0748			0803	
Tulse Hill (TUH) 4 a	0607	0622	0637	0647	0652			0707	0717	0722			0737	0747	0752				0807
Tulse Hill (TUH) 4 d	0608	0623	0638	0647	0653		0702	0708	0717	0723		0732	0738	0747	0753			0802	0808
North Dulwich (NDL) d				0651			0706		0721			0736		0751		0806			0806
East Dulwich (EDW) d				0653			0708		0723			0738		0753		0808			0808
Peckham Rye (PMR) 4 d				0656			0711		0726			0741		0756		0811			0811
Queens Rd Peckham (QRP) d				0658			0713		0728			0743		0758		0813			0813
South Bermondsey (SBM) d				0701			0716		0731			0746		0801		0816			0816
London Bridge (LBG) 4 a				0706			0721		0736			0751		0806		0821			0821
Herne Hill (HMH) 4 d	0612	0627	0642		0657			0712		0727			0742		0757				0812
Loughborough Jn (LGJ) d	0615	0630	0645		0700			0715		0730			0745		0800				0815
Elephant & Castle (EPH) d	0619	0634	0649		0704			0719		0734			0749		0804				0819
London Blackfriars (BFR) 3 a	0624	0639	0654		0709			0724		0739			0754		0809				0824
City Thameslink (CTK) 3 a																			
Farringdon (ZFD) 3 a	0628	0643	0658		0713			0728		0743			0758		0813				0828
St Pancras International (STP) 15 a	0633	0648	0703		0718			0733		0748			0803		0818				0833
Balham (BAL) 4 a						0703						0733				0803			
Clapham Junction (CLJ) 10 a						0707						0737				0807			
London Victoria (VIC) 10 a						0715						0745				0815			

NOTES (see introductory pages for explanation of train operator codes and standard symbols)

- a Arrival time
d Departure time
- A To St Albans City
B From Selhurst
C From Epsom
D From Norwood Junction
E From East Croydon
F From Dorking
G From Beckenham Junction

Sutton and Wimbledon to London via Streatham and Tulse Hill

Saturdays

Operator Days of operation/Notes	SN	TL	SN	SN	TL	SN	TL	SN	SN	TL	SN	TL	SN	SN	TL	SN	TL	SN
	E	A	F	G	A	E	A	F	G	A	E	A	E	G	A	H	G	A
Sutton (Surrey) (SUO) 4 d		0749	0812		0816		0819	0842		0846		0849	0912		0916		0919	0942
Carshalton (CSH) d			0815		0819			0845		0849			0915		0919			0945
Hackbridge (HCB) d			0818		0822			0848		0852			0918		0922			0948
Mitcham Junction (MIJ) d			0821		0825			0851		0855			0921		0925			0951
Mitcham Eastfields (MTC) d			0824		0828			0854		0858			0924		0928			0954
West Sutton (WSU) d		0752					0822						0852					0922
Sutton Common (SUC) d		0754					0824						0854					0924
St Helier (SIH) d		0757					0827						0857					0927
Morden South (MDS) d		0759					0829						0859					0929
South Merton (SMO) d		0801					0831						0901					0931
Wimbledon Chase (WBO) d		0803					0833						0903					0933
Wimbledon (WIM) 6 a		0806					0836						0906					0936
Wimbledon (WIM) 6 d		0807					0837						0907					0937
Haydons Road (HYR) d		0810					0840						0910					0940
Tooting (TOO) d		0813					0843						0913					0943
Streatham (STE) 4 d	0813	0818			0833	0843	0848			0903	0913	0918			0933	0943		0948
Tulse Hill (TUH) 4 a	0817	0822			0837	0847	0852			0907	0917	0922			0937	0947		0952
Tulse Hill (TUH) 4 d	0817	0823		0832	0838	0847	0853		0902	0908	0917	0923		0932	0938	0947		0953
North Dulwich (NDL) d	0821			0836		0851			0906		0921			0936		0951		
East Dulwich (EDW) d	0823			0838		0853			0908		0923			0938		0953		
Peckham Rye (PMR) 4 d	0826			0841		0856			0911		0926			0941		0956		
Queens Rd Peckham (QRP) d	0828			0843		0858			0913		0928			0943		0958		
South Bermondsey (SBM) d	0831			0846		0901			0916		0931			0946		1001		
London Bridge (LBG) 4 a	0836			0851		0906			0921		0936			0951		1006		
Herne Hill (HNH) 4 d		0827			0842		0857			0912		0927			0942			0957
Loughborough Jn (LGJ) d		0830			0845		0900			0915		0930			0945			1000
Elephant & Castle (EPH) d		0834			0849		0904			0919		0934			0949			1004
London Blackfriars (BFR) 3 a		0839			0854		0909			0924		0939			0954			1009
City Thameslink (CTK) 3 a							0911			0926		0941			0956			1011
Farringdon (ZFD) 3 a		0843			0858		0913			0928		0943			0958			1013
St Pancras International (STP) 15 a		0848			0903		0918			0933		0948			1003			1018
Balham (BAL) 4 a			0833					0903					0933					1003
Clapham Junction (CLJ) 10 a			0837					0907					0937					1007
London Victoria (VIC) 10 a			0845					0915					0945					1015

NOTES (see introductory pages for explanation of train operator codes and standard symbols)

- a Arrival time
- d Departure time
- A To St Albans City
- E From East Croydon
- F From Dorking
- G From Beckenham Junction
- H From Horsham

Sutton and Wimbledon to London via Streatham and Tulse Hill

Saturdays

Operator Days of operation/Notes	SN	TL	SN	TL	SN	SN	TL	SN	TL	SN	SN	TL	SN	TL	SN	SN	TL	SN	
	G	A	E	A	H	G	A	E	A	F	G	A	E	A	H	G	A	E	
Sutton (Surrey) (SUO) 4 d		0946		0949	1012		1016		1019	1042		1046		1049	1112		1116		
Carshalton (CSH) d		0949			1015		1019			1045		1049			1115		1119		
Hackbridge (HCB) d		0952			1018		1022			1048		1052			1118		1122		
Mitcham Junction (MIJ) d		0955			1021		1025			1051		1055			1121		1125		
Mitcham Eastfields (MTC) d		0958			1024		1028			1054		1058			1124		1128		
West Sutton (WSU) d				0952					1022					1052					
Sutton Common (SUC) d				0954					1024					1054					
St Helier (SIH) d				0957					1027					1057					
Morden South (MDS) d				0959					1029					1059					
South Merton (SMO) d				1001					1031					1101					
Wimbledon Chase (WBO) d				1003					1033					1103					
Wimbledon (WIM) d				1006					1036					1106					
Wimbledon (WIM) 6 d				1007					1037					1107					
Haydons Road (HYR) d				1010					1040					1110					
Tooting (TOO) d				1013					1043					1113					
Streatham (STE) 4 d		1003	1013	1018			1033	1043	1048			1103	1113	1118			1133	1143	
Tulse Hill (TUH) 4 a		1007	1017	1022			1037	1047	1052			1107	1117	1122			1137	1147	
Tulse Hill (TUH) 4 d	1002	1008	1017	1023			1032	1038	1047	1053		1102	1108	1117	1123		1132	1138	1147
North Dulwich (NDL) d	1006		1021				1036		1051			1106		1121			1136		1151
East Dulwich (EDW) d	1008		1023				1038		1053			1108		1123			1138		1153
Peckham Rye (PMR) 4 d	1011		1026				1041		1056			1111		1126			1141		1156
Queens Rd Peckham (QRP) d	1013		1028				1043		1058			1113		1128			1143		1158
South Bermondsey (SBM) d	1016		1031				1046		1101			1116		1131			1146		1201
London Bridge (LBG) 4 a	1021		1036				1051		1106			1121		1136			1151		1206
Herne Hill (HNH) 4 d		1012		1027			1042		1057			1112		1127			1142		
Loughborough Jn (LGJ) d		1015		1030			1045		1100			1115		1130			1145		
Elephant & Castle (EPH) d		1019		1034			1049		1104			1119		1134			1149		
London Blackfriars (BFR) 3 a		1024		1039			1054		1109			1124		1139			1154		
City Thameslink (CTK) 3 a		1026		1041			1056		1111			1126		1141			1156		
Farringdon (ZFD) 3 a		1028		1043			1058		1113			1128		1143			1158		
St Pancras International (STP) 4 15 a		1033		1048			1103		1118			1133		1148			1203		
Balham (BAL) 4 a					1033					1103							1133		
Clapham Junction (CLJ) 10 a					1037					1107							1137		
London Victoria (VIC) 10 a					1045					1115							1145		

NOTES (see introductory pages for explanation of train operator codes and standard symbols)

- a Arrival time
- d Departure time
- A To St Albans City
- E From East Croydon
- F From Dorking
- G From Beckenham Junction
- H From Horsham

Sutton and Wimbledon to London via Streatham and Tulse Hill

Saturdays

Operator Days of operation/Notes	TL	SN	SN	TL	SN	TL	SN	SN	TL	SN	TL	SN	SN	TL	SN	TL	SN	SN
	A	F	G	A	E	A	H	G	A	E	A	F	G	A	E	A	H	G
Sutton (Surrey) (SUO) 4 d	1119	1142		1146		1149	1212		1216		1219	1242		1246		1249	1312	
Carshalton (CSH) d		1145		1149			1215		1219			1245		1249			1315	
Hackbridge (HCB) d		1148		1152			1218		1222			1248		1252			1318	
Mitcham Junction (MIJ) d		1151		1155			1221		1225			1251		1255			1321	
Mitcham Eastfields (MTC) d		1154		1158			1224		1228			1254		1258			1324	
West Sutton (WSU) d	1122					1152					1222					1252		
Sutton Common (SUC) d	1124					1154					1224					1254		
St Helier (SIH) d	1127					1157					1227					1257		
Morden South (MDS) d	1129					1159					1229					1259		
South Merton (SMO) d	1131					1201					1231					1301		
Wimbledon Chase (WBO) d	1133					1203					1233					1303		
Wimbledon (WIM) 6 a	1136					1206					1236					1306		
Wimbledon (WIM) 6 d	1137					1207					1237					1307		
Haydens Road (HYR) d	1140					1210					1240					1310		
Tooting (TOO) d	1143					1213					1243					1313		
Streatham (STE) 4 d	1148			1203	1213	1218			1233	1243	1248			1303	1313	1318		
Tulse Hill (TUH) 4 a	1152			1207	1217	1222			1237	1247	1252			1307	1317	1322		
Tulse Hill (TUH) 4 d	1153			1202	1208	1217	1223		1232	1238	1247	1253		1302	1308	1317	1323	
North Dulwich (NDL) d		1206			1221				1236	1251			1306		1321			1332
East Dulwich (EDW) d		1208			1223				1238	1253			1308		1323			1338
Peckham Rye (PMR) 4 d				1211		1226			1241	1256			1311		1326			1341
Queens Rd Peckham (QRP) d				1213		1228			1243	1258			1313		1328			1343
South Bermondsey (SBM) d				1216		1231			1246	1301			1316		1331			1346
London Bridge (LBG) 4 a				1221		1236			1251	1306			1321		1336			1351
Herne Hill (HMH) 4 d	1157			1212		1227			1242		1257			1312		1327		
Loughborough Jn (LGJ) d	1200			1215		1230			1245		1300			1315		1330		
Elephant & Castle (EPH) d	1204			1219		1234			1249		1304			1319		1334		
London Blackfriars (BFR) 3 a	1209			1224		1239			1254		1309			1324		1339		
City Thameslink (CTK) 3 a	1211			1226		1241			1256		1311			1326		1341		
Farringdon (ZFD) 3 a	1213			1228		1243			1258		1313			1328		1343		
St Pancras International (STP) 15 a	1218			1233		1248			1303		1318			1333		1348		
Balham (BAL) 4 a		1203					1233					1303						1333
Clapham Junction (CLJ) 10 a		1207					1237					1307						1337
London Victoria (VIC) 10 a		1215					1245					1315						1345

NOTES (see introductory pages for explanation of train operator codes and standard symbols)

- a Arrival time
d Departure time
- A To St Albans City
E From East Croydon
F From Dorking
G From Beckenham Junction
H From Horsham

Sutton and Wimbledon to London via Streatham and Tulse Hill

Saturdays

Operator Days of operation/Notes	TL	SN	TL	SN	SN	TL	SN	TL	SN	SN	TL	SN	TL	SN	TL	SN	TL	SN	TL	
	A	E	A	F	G	A	E	A	H	G	A	E	A	F	G	A	E	A	E	A
Sutton (Surrey) (SUO) 4 d	1316		1319	1342		1346		1349	1412		1416		1419	1442		1446				1449
Carshalton (CSH) d	1319			1345		1349			1415		1419			1445		1449				
Hackbridge (HCB) d	1322			1348		1352			1418		1422			1448		1452				
Mitcham Junction (MIJ) d	1325			1351		1355			1421		1425			1451		1455				
Mitcham Eastfields (MTC) d	1328			1354		1358			1424		1428			1454		1458				
West Sutton (WSU) d			1322					1352					1422							1452
Sutton Common (SUC) d			1324					1354					1424							1454
St Helier (SIH) d			1327					1357					1427							1457
Morden South (MDS) d			1329					1359					1429							1459
South Merton (SMO) d			1331					1401					1431							1501
Wimbledon Chase (WBO) d			1333					1403					1433							1503
Wimbledon (WIM) 6 a			1336					1406					1436							1506
Wimbledon (WIM) 6 d			1337					1407					1437							1507
Haydens Road (HYR) d			1340					1410					1440							1510
Tooting (TOO) d			1343					1413					1443							1513
Streatham (STE) 4 d	1333	1343	1348			1403	1413	1418			1433	1443	1448			1503	1513			1518
Tulse Hill (TUH) 4 a	1337	1347	1352			1407	1417	1422			1437	1447	1452			1507	1517			1522
Tulse Hill (TUH) 4 d	1338	1347	1353			1402	1408	1417	1423		1432	1438	1447	1453		1502	1508	1517		1523
North Dulwich (NDL) d		1351				1406	1421			1436	1451				1506	1521				
East Dulwich (EDW) d		1353				1408	1423			1438	1453				1508	1523				
Peckham Rye (PMR) 4 d		1356				1411	1426			1441	1456				1511	1526				
Queens Rd Peckham (QRP) d		1358				1413	1428			1443	1458				1513	1528				
South Bermondsey (SBM) d		1401				1416	1431			1446	1501				1516	1531				
London Bridge (LBG) 4 a		1406				1421	1436			1451	1506				1521	1536				
Herne Hill (HMH) 4 d	1342		1357			1412		1427			1442	1457			1512	1527				
Loughborough Jn (LGJ) d	1345		1400			1415		1430			1445	1500			1515	1530				
Elephant & Castle (EPH) d	1349		1404			1419		1434			1449	1504			1519	1534				
London Blackfriars (BFR) 3 a	1354		1409			1424		1439			1454	1509			1524	1539				
City Thameslink (CTK) 3 a	1356		1411			1426		1441			1456	1511			1526	1541				
Farringdon (ZFD) 3 a	1358		1413			1428		1443			1458	1513			1528	1543				
St Pancras International (STP) 15 a	1403		1418			1433		1448			1503	1518			1533	1548				
Balham (BAL) 4 a				1403					1433						1503					
Clapham Junction (CLJ) 10 a				1407					1437						1507					
London Victoria (VIC) 10 a				1415					1445						1515					

NOTES (see introductory pages for explanation of train operator codes and standard symbols)

- a Arrival time
d Departure time
- A To St Albans City
E From East Croydon
F From Dorking
G From Beckenham Junction
H From Horsham

Sutton and Wimbledon to London via Streatham and Tulse Hill

Saturdays

Operator Days of operation/Notes	SN H	SN G	TL A	SN E	TL A	SN F	SN G	TL A	SN E	TL A	SN H	SN G	TL A	SN E	TL A	SN F	SN G	TL A
Sutton (Surrey) (SUO) 4 d	1512		1516		1519	1542		1546		1549	1612		1616		1619	1642		1646
Carshalton (CSH) d	1515		1519			1545		1549			1615		1619			1645		1649
Hackbridge (HCB) d	1518		1522			1548		1552			1618		1622			1648		1652
Mitcham Junction (MIJ) d	1521		1525			1551		1555			1621		1625			1651		1655
Mitcham Eastfields (MTC) d	1524		1528			1554		1558			1624		1628			1654		1658
West Sutton (WSU) d					1522					1552						1622		
Sutton Common (SUC) d					1524					1554						1624		
St Helier (SIH) d					1527					1557						1627		
Morden South (MDS) d					1529					1559						1629		
South Merton (SMO) d					1531					1601						1631		
Wimbledon Chase (WBO) d					1533					1603						1633		
Wimbledon (WIM) 6 a					1536					1606						1636		
Wimbledon (WIM) 6 d					1537					1607						1637		
Haydens Road (HYR) d					1540					1610						1640		
Tooting (TOO) d					1543					1613						1643		
Streatham (STE) 4 d			1533	1543	1548			1603	1613	1618			1633	1643	1648			1703
Tulse Hill (TUH) 4 a			1537	1547	1552			1607	1617	1622			1637	1647	1652			1707
Tulse Hill (TUH) 4 d		1532	1538	1547	1553		1602	1608	1617	1623		1632	1638	1647	1653		1702	1708
North Dulwich (NDL) d		1536		1551			1606		1621			1636		1651			1706	
East Dulwich (EDW) d		1538		1553			1608		1623			1638		1653			1708	
Peckham Rye (PMR) 4 d		1541		1556			1611		1626			1641		1656			1711	
Queens Rd Peckham (QRP) d		1543		1558			1613		1628			1643		1658			1713	
South Bermondsey (SBM) d		1546		1601			1616		1631			1646		1701			1716	
London Bridge (LBG) 4 a		1551		1606			1621		1636			1651		1706			1721	
Herne Hill (HNH) 4 d			1542		1557			1612		1627			1642		1657			1712
Loughborough Jn (LGJ) d			1545		1600			1615		1630			1645		1700			1715
Elephant & Castle (EPH) d			1549		1604			1619		1634			1649		1704			1719
London Blackfriars (BFR) 3 a			1554		1609			1624		1639			1654		1709			1724
City Thameslink (CTK) 3 a			1556		1611			1626		1641			1656		1711			1726
Farringdon (ZFD) 3 a			1558		1613			1628		1643			1658		1713			1728
St Pancras International (STP) 15 a			1603		1618			1633		1648			1703		1718			1733
Balham (BAL) 4 a	1533					1603					1633					1703		
Clapham Junction (CLJ) 10 a	1537					1607					1637					1707		
London Victoria (VIC) 10 a	1545					1615					1645					1715		

NOTES (see introductory pages for explanation of train operator codes and standard symbols)

- a Arrival time
d Departure time
- A To St Albans City
E From East Croydon
F From Dorking
G From Beckenham Junction
H From Horsham

Sutton and Wimbledon to London via Streatham and Tulse Hill

Saturdays

Operator Days of operation/Notes	SN	TL	SN	SN	TL	SN	TL	SN	SN	TL	SN	TL	SN	SN	TL	SN	TL	SN
	E	A	H	G	A	E	A	F	G	A	E	A	H	G	A	E	A	F
Sutton (Surrey) (SUO) 4 d		1649	1712		1716		1719	1742		1746		1749	1812		1816		1819	1842
Carshalton (CSH) d			1715		1719			1745		1749			1815		1819			1845
Hackbridge (HCB) d			1718		1722			1748		1752			1818		1822			1848
Mitcham Junction (MIJ) d			1721		1725			1751		1755			1821		1825			1851
Mitcham Eastfields (MTC) d			1724		1728			1754		1758			1824		1828			1854
West Sutton (WSU) d		1652					1722					1752					1822	
Sutton Common (SUC) d		1654					1724					1754					1824	
St Helier (SIH) d		1657					1727					1757					1827	
Morden South (MDS) d		1659					1729					1759					1829	
South Merton (SMO) d		1701					1731					1801					1831	
Wimbledon Chase (WBO) d		1703					1733					1803					1833	
Wimbledon (WIM) 6 a		1706					1736					1806					1836	
Wimbledon (WIM) 6 d		1707					1737					1807					1837	
Haydons Road (HYR) d		1710					1740					1810					1840	
Tooting (TOO) d		1713					1743					1813					1843	
Streatham (STE) 4 d	1713	1718			1733	1743	1748			1803	1813	1818			1833	1843	1848	
Tulse Hill (TUH) 4 a	1717	1722			1737	1747	1752			1807	1817	1822			1837	1847	1852	
Tulse Hill (TUH) 4 d	1717	1723			1732	1738	1747	1753		1802	1808	1817	1823		1832	1838	1847	1853
North Dulwich (NDL) d	1721				1736		1751			1806		1821			1836		1851	
East Dulwich (EDW) d	1723				1738		1753			1808		1823			1838		1853	
Peckham Rye (PMR) 4 d	1726				1741		1756			1811		1826			1841		1856	
Queens Rd Peckham (QRP) d	1728				1743		1758			1813		1828			1843		1858	
South Bermondsey (SBM) d	1731				1746		1801			1816		1831			1846		1901	
London Bridge (LBG) 4 a	1736				1751		1806			1821		1836			1851		1906	
Herne Hill (HNH) 4 d		1727			1742		1757			1812		1827			1842		1857	
Loughborough Jn (LGJ) d		1730			1745		1800			1815		1830			1845		1900	
Elephant & Castle (EPH) d		1734			1749		1804			1819		1834			1849		1904	
London Blackfriars (BFR) 3 a		1739			1754		1809			1824		1839			1854		1909	
City Thameslink (CTK) 3 a		1741			1756		1811			1826		1841			1856		1911	
Farringdon (ZFD) 3 a		1743			1758		1813			1828		1843			1858		1913	
St Pancras International (STP) 15 a		1748			1803		1818			1833		1848			1903		1918	
Balham (BAL) 4 a			1733					1803					1833					1903
Clapham Junction (CLJ) 10 a			1737					1807					1837					1907
London Victoria (VIC) 10 a			1745					1815					1845					1915

NOTES (see introductory pages for explanation of train operator codes and standard symbols)

- a Arrival time
d Departure time
- A To St Albans City
E From East Croydon
F From Dorking
G From Beckenham Junction
H From Horsham

Sutton and Wimbledon to London via Streatham and Tulse Hill

Saturdays

Operator Days of operation/Notes	SN	TL	SN	TL	SN	SN	TL	SN	TL	SN	SN	TL	SN	TL	SN	SN	TL	SN	
	G	A	E	A	H	G	A	E	A	F	G	A	E	A	F	G	A	E	
Sutton (Surrey) (SUO) 4 d		1846		1849	1912		1916		1919	1942		1946		1949	2012		2016		
Carshalton (CSH) d		1849			1915		1919			1945		1949			2015		2019		
Hackbridge (HCB) d		1852			1918		1922			1948		1952			2018		2022		
Mitcham Junction (MIJ) d		1855			1921		1925			1951		1955			2021		2025		
Mitcham Eastfields (MTC) d		1858			1924		1928			1954		1958			2024		2028		
West Sutton (WSU) d				1852					1922					1952					
Sutton Common (SUC) d				1854					1924					1954					
St Helier (SIH) d				1857					1927					1957					
Morden South (MDS) d				1859					1929					1959					
South Merton (SMO) d				1901					1931					2001					
Wimbledon Chase (WBO) d				1903					1933					2003					
Wimbledon (WIM) 6 a				1906					1936					2006					
Wimbledon (WIM) 6 d				1907					1937					2007					
Haydens Road (HYR) d				1910					1940					2010					
Tooting (TOO) d				1913					1943					2013					
Streatham (STE) 4 d		1903	1913	1918			1933	1943	1948			2003	2013	2018			2033	2043	
Tulse Hill (TUH) 4 a		1907	1917	1922			1937	1947	1952			2007	2017	2022			2037	2047	
Tulse Hill (TUH) 4 d	1902	1908	1917	1923			1932	1938	1947	1953		2002	2008	2017	2023		2032	2038	2047
North Dulwich (NDL) d	1906		1921				1936		1951			2006		2021			2036		2051
East Dulwich (EDW) d	1908		1923				1938		1953			2008		2023			2038		2053
Peckham Rye (PMR) 4 d	1911		1926				1941		1956			2011		2026			2041		2056
Queens Rd Peckham (QRP) d	1913		1928				1943		1958			2013		2028			2043		2058
South Bermondsey (SBM) d	1916		1931				1946		2001			2016		2031			2046		2101
London Bridge (LBG) 4 a	1921		1936				1951		2006			2021		2036			2051		2106
Herne Hill (HNH) 4 d		1912		1927			1942		1957			2012		2027			2042		
Loughborough Jn (LGJ) d		1915		1930			1945		2000			2015		2030			2045		
Elephant & Castle (EPH) d		1919		1934			1949		2004			2019		2034			2049		
London Blackfriars (BFR) 3 a		1924		1939			1954		2009			2024		2039			2054		
City Thameslink (CTK) 3 a		1926		1941			1956		2011			2026		2041			2056		
Farringdon (ZFD) 3 a		1928		1943			1958		2013			2028		2043			2058		
St Pancras International (STP) 15 a		1933		1948			2003		2018			2033		2048			2103		
Balham (BAL) 4 a					1933					2003							2033		
Clapham Junction (CLJ) 10 a					1937					2007							2037		
London Victoria (VIC) 10 a					1945					2015							2045		

NOTES (see introductory pages for explanation of train operator codes and standard symbols)

- a Arrival time
d Departure time
- A To St Albans City
E From East Croydon
F From Dorking
G From Beckenham Junction
H From Horsham

Sutton and Wimbledon to London via Streatham and Tulse Hill

Saturdays

Operator Days of operation/Notes	TL A	SN F	SN G	TL A	SN E	TL A	SN F	SN G	TL A	SN E	TL J	SN F	TL J	SN E	TL J	SN F	SN G	TL J
Sutton (Surrey) (SUO) d	2019	2042		2046		2049	2112		2116		2119	2142	2146		2149	2212		2218
Carshalton (CSH) d		2045		2049			2115		2119			2145	2149			2215		2221
Hackbridge (HCB) d		2048		2052			2118		2122			2148	2152			2218		2224
Mitcham Junction (MIJ) d		2051		2055			2121		2125			2151	2155			2221		2227
Mitcham Eastfields (MTC) d		2054		2058			2124		2128			2154	2158			2224		2230
West Sutton (WSU) d	2022					2052					2122				2152			
Sutton Common (SUC) d	2024					2054					2124				2154			
St Helier (SIH) d	2027					2057					2127				2157			
Morden South (MDS) d	2029					2059					2129				2159			
South Merton (SMO) d	2031					2101					2131				2201			
Wimbledon Chase (WBO) d	2033					2103					2133				2203			
Wimbledon (WIM) a	6	2036				2106					2136				2206			
Wimbledon (WIM) d	6	2037				2107					2137				2207			
Haydens Road (HYR) d	2040					2110					2140				2210			
Tooting (TOO) d	2043					2113					2143				2213			
Streatham (STE) d	4	2048		2103	2113	2118			2133	2143	2148		2203	2213	2218			2235
Tulse Hill (TUH) a	4	2052		2107	2117	2122			2137	2147	2152		2207	2217	2222			2239
Tulse Hill (TUH) d	4	2053		2102	2108	2117	2123		2132	2138	2147		2208	2217	2223			2240
North Dulwich (NDL) d				2106		2121			2136		2151			2221				2236
East Dulwich (EDW) d				2108		2123			2138		2153			2223				2238
Peckham Rye (PMR) d	4			2111		2126			2141		2156			2226				2241
Queens Rd Peckham (QRP) d				2113		2128			2143		2158			2228				2243
South Bermondsey (SBM) d				2116		2131			2146		2201			2231				2246
London Bridge (LBG) a	4			2121		2136			2151		2206			2236				2252
Herne Hill (HNH) d	4	2057		2112		2127			2142		2157		2212		2229c			2244
Loughborough Jn (LGJ) d	2100			2115		2130			2145		2200		2215		2232			2247
Elephant & Castle (EPH) d	2104			2119		2134			2149		2204		2219		2238			2251
London Blackfriars (BFR) a	3	2109		2124		2139			2154		2209		2224		2244			2256
City Thameslink (CTK) a	3																	
Farringdon (ZFD) a	3	2113		2128		2143			2158		2213		2228		2249			2300
St Pancras International (STP) a	15	2118		2133		2148			2203		2218		2233		2254			2305
Balham (BAL) a	4	2103					2133					2203						2233
Clapham Junction (CLJ) a	10	2107					2137					2207						2237
London Victoria (VIC) a	10	2115					2145					2215						2245

NOTES (see introductory pages for explanation of train operator codes and standard symbols)

- a Arrival time
- d Departure time
- c Arrives 3 minutes earlier

- A To St Albans City
- E From East Croydon
- F From Dorking
- G From Beckenham Junction
- J To Bedford

Sutton and Wimbledon to London via Streatham and Tulse Hill

Saturdays

Operator Days of operation/Notes	SN	TL	SN	TL	SN	TL	SN	TL	SN	TL
	E	J	F	J	E	J	G	J	E	J
Sutton (Surrey) (SUO)		2219	2242	2248		2249		2318		2319
Carshalton (CSH) d			2245	2251				2321		
Hackbridge (HCB) d			2248	2254				2324		
Mitcham Junction (MIJ)			2251	2257				2327		
Mitcham Eastfields (MTC) d			2254	2300				2330		
West Sutton (WSU) d		2222				2252				2322
Sutton Common (SUC) d		2224				2254				2324
St Helier (SIH) d		2227				2257				2327
Morden South (MDS) d		2229				2259				2329
South Merton (SMO) d		2231				2301				2331
Wimbledon Chase (WBO) d		2233				2303				2333
Wimbledon (WIM)		2236				2306				2336
Wimbledon (WIM)		2237				2307				2337
Haydons Road (HYR) d		2240				2310				2340
Tooting (TOO) d		2243				2313				2343
Streatham (STE)	2243	2248		2305	2313	2318		2335	2343	2348
Tulse Hill (TUH)	2247	2252		2309	2317	2322		2339	2347	2352
Tulse Hill (TUH)	2247	2253		2310	2317	2323	2332	2340	2347	2352
North Dulwich (NDL) d	2251				2321		2336		2351	
East Dulwich (EDW) d	2253				2323		2338		2353	
Peckham Rye (PMR)	2256				2326		2341		2356	
Queens Rd Peckham (QRP) d	2258				2328		2343		2358	
South Bermondsey (SBM) d	2301				2331		2346		0002	
London Bridge (LBG)	2306				2336		2351		0007	
Herne Hill (HNH)		2259c		2314		2329c		2344		2356
Loughborough Jn (LGJ) d		2302		2317		2332		2347		2359
Elephant & Castle (EPH)		2308		2321		2338		2354c		0004
London Blackfriars (BFR)		2314		2326		2344		0001		0008
City Thameslink (CTK)										
Farringdon (ZFD)		2319		2330		2353		0006		0013
St Pancras International (STP)		2324		2335		2357		0011		0017
Balham (BAL)			2303							
Clapham Junction (CLJ)			2307							
London Victoria (VIC)			2315							

NOTES (see introductory pages for explanation of train operator codes and standard symbols)

- a Arrival time
- d Departure time
- c Arrives 3 minutes earlier

- E From East Croydon
- F From Dorking
- G From Beckenham Junction
- J To Bedford

Sutton and Wimbledon to London via Streatham and Tulse Hill

Sundays

Operator Days of operation/Notes	SN	SN	SN	SN	SN	SN	SN	SN	SN	SN	TL	SN	SN	TL	SN	SN	TL	SN
	A	B	A	C	A	C	A	C	A	A	D	C	A	D	C	A	D	C
Sutton (Surrey) (SUO) 4 d		0714		0744		0812		0842			0908	0912		0938	0942		1008	1012
Carshalton (CSH) d		0717		0747		0815		0845				0915			0945			1015
Hackbridge (HCB) d		0720		0750		0818		0848				0918			0948			1018
Mitcham Junction (MIJ) d		0724		0754		0821		0851				0921			0951			1021
Mitcham Eastfields (MTC) d		0727		0757		0824		0854				0924			0954			1024
West Sutton (WSU) d											0911			0941			1011	
Sutton Common (SUC) d											0913			0943			1013	
St Helier (SIH) d											0916			0946			1016	
Morden South (MDS) d											0918			0948			1018	
South Merton (SMO) d											0920			0950			1020	
Wimbledon Chase (WBO) d											0922			0952			1022	
Wimbledon (WIM) 6 a											0926			0956			1026	
Wimbledon (WIM) 6 d											0927			0957			1027	
Haydens Road (HYR) d											0929			0959			1029	
Tooting (TOO) d											0933			1003			1033	
Streatham (STE) 4 d	0659		0729		0800		0829		0859	0929	0938		0959	1008		1029	1038	
Tulse Hill (TUH) 4 a	0703		0733		0804		0833		0903	0933	0942		1003	1012		1033	1042	
Tulse Hill (TUH) 4 d	0703		0733		0804		0833		0903	0933	0942		1003	1012		1033	1042	
North Dulwich (NDL) d	0706		0736		0807		0836		0906	0936			1006			1036		
East Dulwich (EDW) d	0708		0738		0809		0838		0908	0938			1008			1038		
Peckham Rye (PMR) 4 d	0712		0742		0813		0842		0912	0942			1012			1042		
Queens Rd Peckham (QRP) d	0714		0744		0815		0844		0914	0944			1014			1044		
South Bermondsey (SBM) d	0717		0747		0817		0847		0917	0947			1017			1047		
London Bridge (LBG) 4 a	0722		0753		0822		0853		0923	0952			1022			1052		
Herne Hill (HNH) 4 d											0946			1016			1046	
Loughborough Jn (LGJ) d											0949			1019			1049	
Elephant & Castle (EPH) d											0954			1024			1054	
London Blackfriars (BFR) 3 a											0958			1028			1058	
City Thameslink (CTK) 3 a																		
Farringdon (ZFD) 3 a											1003			1033			1103	
St Pancras International (STP) 15 a											1007			1037			1107	
Balham (BAL) 4 a		0735		0806		0835		0902				0932			1002			1032
Clapham Junction (CLJ) 10 a		0740		0810		0841		0907				0937			1007			1037
London Victoria (VIC) 10 a		0748		0819		0849		0915				0945			1015			1045

NOTES (see introductory pages for explanation of train operator codes and standard symbols)

- a Arrival time
d Departure time
- A From East Croydon
B From Epsom
C From Dorking
D To Luton

Sutton and Wimbledon to London via Streatham and Tulse Hill

Sundays

Operator Days of operation/Notes	SN	SN	TL	TL	SN	SN	TL	TL	SN	SN	TL	TL	SN	SN	TL	TL	SN	SN
	A	C		D	C	A	E	D	C	A	E	D	C	A	E	D	C	A
Sutton (Surrey) (SUO) 4 d		1042	1046	1038	1112		1116	1119	1142		1146	1149	1212		1216	1219	1242	
Carshalton (CSH) d		1045	1049		1115		1119		1145		1149		1215		1219		1245	
Hackbridge (HCB) d		1048	1052		1118		1122		1148		1152		1218		1222		1248	
Mitcham Junction (MIJ) d		1051	1055		1121		1125		1151		1155		1221		1225		1251	
Mitcham Eastfields (MTC) d		1054	1058		1124		1128		1154		1158		1224		1228		1254	
West Sutton (WSU) d				1041				1122				1152				1222		
Sutton Common (SUC) d				1043				1124				1154				1224		
St Helier (SIH) d				1046				1127				1157				1227		
Morden South (MDS) d				1048				1129				1159				1229		
South Merton (SMO) d				1050				1131				1201				1231		
Wimbledon Chase (WBO) d				1052				1133				1203				1233		
Wimbledon (WIM) 6 a				1056				1136				1206				1236		
Wimbledon (WIM) 6 d				1057				1137				1207				1237		
Haydens Road (HYR) d				1059				1139				1209				1239		
Tooting (TOO) d				1103				1143				1213				1243		
Streatham (STE) 4 d	1059		1103	1108		1129	1133	1147		1159	1203	1217		1229	1233	1247		1259
Tulse Hill (TUH) 4 a	1103		1107	1112		1133	1137	1151		1203	1207	1221		1233	1237	1251		1303
Tulse Hill (TUH) 4 d	1103		1107	1112		1133	1137	1152		1203	1207	1222		1233	1237	1252		1303
North Dulwich (NDL) d	1106					1136				1206				1236				1306
East Dulwich (EDW) d	1108					1138				1208				1238				1308
Peckham Rye (PMR) 4 d	1112					1142				1212				1242				1312
Queens Rd Peckham (QRP) d	1114					1144				1214				1244				1314
South Bermondsey (SBM) d	1117					1147				1217				1247				1317
London Bridge (LBG) 4 a	1122					1152				1222				1252				1322
Herne Hill (HNH) 4 d			1111	1116			1141	1156			1211	1226			1241	1256		
Loughborough Jn (LGJ) d			1114	1119			1144	1159			1214	1229			1244	1259		
Elephant & Castle (EPH) d			1119	1124			1149	1204			1219	1234			1249	1304		
London Blackfriars (BFR) 3 a			1123	1128			1153	1208			1223	1238			1253	1308		
City Thameslink (CTK) 3 a																		
Farringdon (ZFD) 3 a				1133			1158	1213			1228	1243			1258	1313		
St Pancras International (STP) 15 a				1137			1202	1217			1232	1247			1302	1317		
Balham (BAL) 4 a		1102			1132				1202				1232					1302
Clapham Junction (CLJ) 10 a		1107			1137				1207				1237					1307
London Victoria (VIC) 10 a		1115			1145				1215				1245					1315

NOTES (see introductory pages for explanation of train operator codes and standard symbols)

- a Arrival time
- d Departure time
- A From East Croydon
- C From Dorking
- D To Luton
- E To St Albans City

Sutton and Wimbledon to London via Streatham and Tulse Hill

Sundays

Operator Days of operation/Notes	TL	TL	SN	SN	TL	TL	SN	SN	TL	TL	SN	SN	TL	TL	SN	SN	TL	TL
	E	D	C	A	E	D	C	A	E	D	C	A	E	D	C	A	E	D
Sutton (Surrey) (SUO) 4 d	1246	1249	1312		1316	1319	1342		1346	1349	1412		1416	1419	1442		1446	1449
Carshalton (CSH) d	1249		1315		1319		1345		1349		1415		1419		1445		1449	
Hackbridge (HCB) d	1252		1318		1322		1348		1352		1418		1422		1448		1452	
Mitcham Junction (MIJ) d	1255		1321		1325		1351		1355		1421		1425		1451		1455	
Mitcham Eastfields (MTC) d	1258		1324		1328		1354		1358		1424		1428		1454		1458	
West Sutton (WSU) d		1252				1322				1352				1422				1452
Sutton Common (SUC) d		1254				1324				1354				1424				1454
St Helier (SIH) d		1257				1327				1357				1427				1457
Morden South (MDS) d		1259				1329				1359				1429				1459
South Merton (SMO) d		1301				1331				1401				1431				1501
Wimbledon Chase (WBO) d		1303				1333				1403				1433				1503
Wimbledon (WIM) 6 a		1306				1336				1406				1436				1506
Wimbledon (WIM) 6 d		1307				1337				1407				1437				1507
Haydens Road (HYR) d		1309				1339				1409				1439				1509
Tooting (TOO) d		1313				1343				1413				1443				1513
Streatham (STE) 4 d	1303	1317		1329	1333	1347		1359	1403	1417		1429	1433	1447		1459	1503	1517
Tulse Hill (TUH) 4 a	1307	1321		1333	1337	1351		1403	1407	1421		1433	1437	1451		1503	1507	1521
Tulse Hill (TUH) 4 d	1307	1322		1333	1337	1352		1403	1407	1422		1433	1437	1452		1503	1507	1522
North Dulwich (NDL) d				1336				1406				1436				1506		
East Dulwich (EDW) d				1338				1408				1438				1508		
Peckham Rye (PMR) 4 d				1342				1412				1442				1512		
Queens Rd Peckham (QRP) d				1344				1414				1444				1514		
South Bermondsey (SBM) d				1347				1417				1447				1517		
London Bridge (LBG) 4 a				1352				1422				1452				1522		
Herne Hill (HMH) 4 d	1311	1326			1341	1356			1411	1426			1441	1456			1511	1526
Loughborough Jn (LGJ) d	1314	1329			1344	1359			1414	1429			1444	1459			1514	1529
Elephant & Castle (EPH) d	1319	1334			1349	1404			1419	1434			1449	1504			1519	1534
London Blackfriars (BFR) 3 a	1323	1338			1353	1408			1423	1438			1453	1508			1523	1538
City Thameslink (CTK) 3 a																		
Farringdon (ZFD) 3 a	1328	1343			1358	1413			1428	1443			1458	1513			1528	1543
St Pancras International (STP) 15 a	1332	1347			1402	1417			1432	1447			1502	1517			1532	1547
Balham (BAL) 4 a			1332				1402					1432			1502			
Clapham Junction (CLJ) 10 a			1337				1407					1437			1507			
London Victoria (VIC) 10 a			1345				1415					1445			1515			

NOTES (see introductory pages for explanation of train operator codes and standard symbols)

- a Arrival time
- d Departure time
- A From East Croydon
- C From Dorking
- D To Luton
- E To St Albans City

Sutton and Wimbledon to London via Streatham and Tulse Hill

Sundays

Operator Days of operation/Notes	SN	SN	TL	TL	SN	SN	TL	TL	SN	SN	TL	TL	SN	SN	TL	TL	SN	SN	TL	TL	SN	SN	
	C	A	E	D	C	A	E	D	C	A	E	D	C	A	E	D	C	A	E	D	C	A	
Sutton (Surrey) (SUO) 4 d	1512		1516	1519	1542		1546	1549	1612		1616	1619	1642		1646	1649	1712						
Carshalton (CSH) d	1515		1519		1545		1549		1615		1619		1645		1649		1715						
Hackbridge (HCB) d	1518		1522		1548		1552		1618		1622		1648		1652		1718						
Mitcham Junction (MIJ) d	1521		1525		1551		1555		1621		1625		1651		1655		1721						
Mitcham Eastfields (MTC) d	1524		1528		1554		1558		1624		1628		1654		1658		1724						
West Sutton (WSU) d				1522				1552				1622				1652							
Sutton Common (SUC) d				1524				1554				1624				1654							
St Helier (SIH) d				1527				1557				1627				1657							
Morden South (MDS) d				1529				1559				1629				1659							
South Merton (SMO) d				1531				1601				1631				1701							
Wimbledon Chase (WBO) d				1533				1603				1633				1703							
Wimbledon (WIM) 6 a				1536				1606				1636				1706							
Wimbledon (WIM) 6 d				1537				1607				1637				1707							
Haydens Road (HYR) d				1539				1609				1639				1709							
Tooting (TOO) d				1543				1613				1643				1713							
Streatham (STE) 4 d		1529	1533	1547		1559	1603	1617		1629	1633	1647		1659	1703	1717						1729	
Tulse Hill (TUH) 4 a		1533	1537	1551		1603	1607	1621		1633	1637	1651		1703	1707	1721							1733
Tulse Hill (TUH) 4 d		1533	1537	1552		1603	1607	1622		1633	1637	1652		1703	1707	1722							1733
North Dulwich (NDL) d		1536				1606				1636				1706									1736
East Dulwich (EDW) d		1538				1608				1638				1708									1738
Peckham Rye (PMR) 4 d		1542				1612				1642				1712									1742
Queens Rd Peckham (QRP) d		1544				1614				1644				1714									1744
South Bermondsey (SBM) d		1547				1617				1647				1717									1747
London Bridge (LBG) 4 a		1552				1622				1652				1722									1752
Herne Hill (HNH) 4 d			1541	1556			1611	1626			1641	1656			1711	1726							
Loughborough Jn (LGJ) d			1544	1559			1614	1629			1644	1659			1714	1729							
Elephant & Castle (EPH) d			1549	1604			1619	1634			1649	1704			1719	1734							
London Blackfriars (BFR) 3 a			1553	1608			1623	1638			1653	1708			1723	1738							
City Thameslink (CTK) 3 a																							
Farringdon (ZFD) 3 a			1558	1613			1628	1643			1658	1713			1728	1743							
St Pancras International (STP) 15 a			1602	1617			1632	1647			1702	1717			1732	1747							
Balham (BAL) 4 a	1532				1602				1632				1702				1732						1732
Clapham Junction (CLJ) 10 a	1537				1607				1637				1707				1737						1737
London Victoria (VIC) 10 a	1545				1615				1645				1715				1745						1745

NOTES (see introductory pages for explanation of train operator codes and standard symbols)

- a Arrival time
- d Departure time
- A From East Croydon
- C From Dorking
- D To Luton
- E To St Albans City

Sutton and Wimbledon to London via Streatham and Tulse Hill

Sundays

Operator Days of operation/Notes	TL	TL	SN	SN	TL	TL	SN	SN	TL	TL	SN	SN	TL	TL	SN	SN	TL	TL	
	E	D	C	A	E	D	C	A	E	D	C	A	E	D	C	A	E	D	
Sutton (Surrey) (SUO)	4 d	1716	1719	1742		1746	1749	1812		1816	1819	1842		1846	1849	1912		1916	1919
Carshalton (CSH)	d	1719		1745		1749		1815		1819		1845		1849		1915		1919	
Hackbridge (HCB)	d	1722		1748		1752		1818		1822		1848		1852		1918		1922	
Mitcham Junction (MIJ)	d	1725		1751		1755		1821		1825		1851		1855		1921		1925	
Mitcham Eastfields (MTC)	d	1728		1754		1758		1824		1828		1854		1858		1924		1928	
West Sutton (WSU)	d		1722				1752				1822				1852				1922
Sutton Common (SUC)	d		1724				1754				1824				1854				1924
St Helier (SIH)	d		1727				1757				1827				1857				1927
Morden South (MDS)	d		1729				1759				1829				1859				1929
South Merton (SMO)	d		1731				1801				1831				1901				1931
Wimbledon Chase (WBO)	d		1733				1803				1833				1903				1933
Wimbledon (WIM)	6 a		1736				1806				1836				1906				1936
Wimbledon (WIM)	6 d		1737				1807				1837				1907				1937
Haydens Road (HYR)	d		1739				1809				1839				1909				1939
Tooting (TOO)	d		1743				1813				1843				1913				1943
Streatham (STE)	4 d	1733	1747	1759	1803	1817		1829	1833	1847		1859	1903	1917		1929	1933	1947	
Tulse Hill (TUH)	4 a	1737	1751	1803	1807	1821		1833	1837	1851		1903	1907	1921		1933	1937	1951	
Tulse Hill (TUH)	4 d	1737	1752	1803	1807	1822		1833	1837	1852		1903	1907	1922		1933	1937	1952	
North Dulwich (NDL)	d			1806				1836				1906				1936			
East Dulwich (EDW)	d			1808				1838				1908				1938			
Peckham Rye (PMR)	4 d			1812				1842				1912				1942			
Queens Rd Peckham (QRP)	d			1814				1844				1914				1944			
South Bermondsey (SBM)	d			1817				1847				1917				1947			
London Bridge (LBG)	4 a			1822				1852				1922				1952			
Herne Hill (HNH)	4 d	1741	1756		1811	1826		1841	1856			1911	1926					1941	1956
Loughborough Jn (LGJ)	d	1744	1759		1814	1829		1844	1859			1914	1929					1944	1959
Elephant & Castle (EPH)	d	1749	1804		1819	1834		1849	1904			1919	1934					1949	2004
London Blackfriars (BFR)	3 a	1753	1808		1823	1838		1853	1908			1923	1938					1953	2008
City Thameslink (CTK)	3 a																		
Farringdon (ZFD)	3 a	1758	1813		1828	1843		1858	1913			1928	1943					1958	2013
St Pancras International (STP)	15 a	1802	1817		1832	1847		1902	1917			1932	1947					2002	2017
Balham (BAL)	4 a			1802				1832				1902				1932			
Clapham Junction (CLJ)	10 a			1807				1837				1907				1937			
London Victoria (VIC)	10 a			1815				1845				1915				1945			

NOTES (see introductory pages for explanation of train operator codes and standard symbols)

- a Arrival time
- d Departure time
- A From East Croydon
- C From Dorking
- D To Luton
- E To St Albans City

Sutton and Wimbledon to London via Streatham and Tulse Hill

Sundays

Operator Days of operation/Notes	SN	SN	TL	TL	SN	SN	TL	TL	SN	SN	TL	TL	SN	SN	TL	TL	SN	SN
	C	A	E	D	C	A	E	D	C	A	E	D	C	A	E	D	C	A
Sutton (Surrey) (SUO) 4 d	1942		1946	1949	2012		2016	2019	2042		2046	2049	2112		2116	2119	2142	
Carshalton (CSH) d	1945		1949		2015		2019		2045		2049		2115		2119		2145	
Hackbridge (HCB) d	1948		1952		2018		2022		2048		2052		2118		2122		2148	
Mitcham Junction (MIJ) d	1951		1955		2021		2025		2051		2055		2121		2125		2151	
Mitcham Eastfields (MTC) d	1954		1958		2024		2028		2054		2058		2124		2128		2154	
West Sutton (WSU) d				1952				2022				2052					2122	
Sutton Common (SUC) d				1954				2024				2054					2124	
St Helier (SIH) d				1957				2027				2057					2127	
Morden South (MDS) d				1959				2029				2059					2129	
South Merton (SMO) d				2001				2031				2101					2131	
Wimbledon Chase (WBO) d				2003				2033				2103					2133	
Wimbledon (WIM) 6 a				2006				2036				2106					2136	
Wimbledon (WIM) 6 d				2007				2037				2107					2137	
Haydens Road (HYR) d				2009				2039				2109					2139	
Tooting (TOO) d				2013				2043				2113					2143	
Streatham (STE) 4 d		1959	2003	2017		2029	2033	2047		2059	2103	2117		2129	2133	2147		2159
Tulse Hill (TUH) 4 a		2003	2007	2021		2033	2037	2051		2103	2107	2121		2133	2137	2151		2203
Tulse Hill (TUH) 4 d		2003	2007	2022		2033	2037	2052		2103	2107	2122		2133	2137	2152		2203
North Dulwich (NDL) d		2006				2036				2106				2136				2206
East Dulwich (EDW) d		2008				2038				2108				2138				2208
Peckham Rye (PMR) 4 d		2012				2042				2112				2142				2212
Queens Rd Peckham (QRP) d		2014				2044				2114				2144				2214
South Bermondsey (SBM) d		2017				2047				2117				2147				2217
London Bridge (LBG) 4 a		2022				2052				2122				2152				2222
Herne Hill (HNH) 4 d			2011	2026			2041	2056			2111	2126			2141	2156		
Loughborough Jn (LGJ) d			2014	2029			2044	2059			2114	2129			2144	2159		
Elephant & Castle (EPH) d			2019	2034			2049	2104			2119	2134			2149	2204		
London Blackfriars (BFR) 3 a			2023	2038			2053	2108			2123	2138			2153	2208		
City Thameslink (CTK) 3 a																		
Farringdon (ZFD) 3 a			2028	2043			2058	2113			2128	2143			2158	2213		
St Pancras International (STP) 15 a			2032	2047			2102	2117			2132	2147			2202	2217		
Balham (BAL) 4 a	2002				2032				2102					2132				2202
Clapham Junction (CLJ) 10 a	2007				2037				2107					2137				2207
London Victoria (VIC) 10 a	2015				2046				2115					2145				2215

NOTES (see introductory pages for explanation of train operator codes and standard symbols)

- a Arrival time
- d Departure time
- A From East Croydon
- C From Dorking
- D To Luton
- E To St Albans City
- F To Bedford

Sutton and Wimbledon to London via Streatham and Tulse Hill

Sundays

Operator Days of operation/Notes	TL	TL	SN	SN	TL	TL	SN	SN	TL	SN	SN
	G	F	B	A	F		C	A	F	B	H
Sutton (Surrey) (SUO) 4 d	2146	2149	2212		2216	2219	2242		2246	2312	2346
Carshalton (CSH) d	2149		2215		2219		2245		2249	2315	2349
Hackbridge (HCB) d	2152		2218		2222		2248		2252	2318	2352
Mitcham Junction (MIJ) d	2155		2221		2225		2251		2255	2321	2355
Mitcham Eastfields (MTC) d	2158		2224		2228		2254		2258	2324	2358
West Sutton (WSU) d		2152				2222					
Sutton Common (SUC) d		2154				2224					
St Helier (SIH) d		2157				2227					
Morden South (MDS) d		2159				2229					
South Merton (SMO) d		2201				2231					
Wimbledon Chase (WBO) d		2203				2233					
Wimbledon (WIM) 6 a		2206				2236					
Wimbledon (WIM) 6 d		2207				2237					
Haydons Road (HYR) d		2209				2239					
Tooting (TOO) d		2213				2242					
Streatham (STE) 4 d	2203	2217		2229	2233	2247		2300	2303		
Tulse Hill (TUH) 4 a	2207	2221		2233	2237	2251		2303	2307		
Tulse Hill (TUH) 4 d	2207	2222		2233	2237	2252		2304	2307		
North Dulwich (NDL) d				2236				2307			
East Dulwich (EDW) d				2238				2309			
Peckham Rye (PMR) 4 d				2242				2312			
Queens Rd Peckham (QRP) d				2244				2314			
South Bermondsey (SBM) d				2247				2317			
London Bridge (LBG) 4 a				2252				2322			
Herne Hill (HNH) 4 d	2211	2226			2241	2256			2311		
Loughborough Jn (LGJ) d	2214	2229			2244	2259			2314		
Elephant & Castle (EPH) d	2219	2234			2249	2304			2319		
London Blackfriars (BFR) 3 a	2223	2238			2253	2308			2323		
City Thameslink (CTK) 3 a											
Farringdon (ZFD) 3 a	2228	2243			2258				2328		
St Pancras International (STP) 15 a	2232	2247			2302				2332		
Balham (BAL) 4 a			2232				2302			2331	0006
Clapham Junction (CLJ) 10 a			2237				2307			2335	0012
London Victoria (VIC) 10 a			2248				2318			2343	0021

NOTES (see introductory pages for explanation of train operator codes and standard symbols)

- a Arrival time
d Departure time
- A From East Croydon
B From Epsom
C From Dorking
F To Bedford
G To West Hampstead Thameslink
H From Dorking. Also calls at Wandsworth Common and Battersea Park