

London to Woking, Guildford, Aldershot, Farnham, Alton and Basingstoke

Mondays to Fridays

Operator Train ID Days of operation/Notes 1st Class/Reservations/Bus	SW 2L77	SW 2A77	SW 1P79	SW 2F73	SW 1L79	SW 1S75	SW 2A79	SW 1B81		SW 1A75	SW 2L77	SW 1A77	SW 2B77	SW 1L79	SW 2F73	SW 2L79	SW 1S77	SW 2F77
	MO	MO	MO A	MO	MO C	MO	MO	MO D		MX	MX	MX	MX B	MX C	MX	MX	MX	MX
London Waterloo (WAT)	15							0010										0009
Vauxhall (VXH)																		0013
Clapham Junction (CLJ)	10							0017u										0018
Earlsfield (EAD)																		0021
Wimbledon (WIM)	6							0023u										0025
Surbiton (SUR)	6						0005								0006			0033
Esher (ESH)							0009											0037s
Hersham (HER)							0012											0040s
Walton-On-Thames (WAL)							0015								0013			0043s
Weybridge (WYB)							0018								0017			0046s
Byfleet & New Haw (BFN)						0002	0021										0038	0049s
West Byfleet (WBY)						0005	0024							0003	0022	0041		0052s
Woking (WOK)						0011	0030	0041							0011	0026	0047	0058
Woking (WOK)			0002	0005	0008		0033	0042				0004	0004	0009		0028		
Worplesdon (WPL)																		
Guildford (GLD)			0010	0016														
Brookwood (BKO)	3						0039				0003	0009				0034		
Ash Vale (AHV)		0003					0047					0017						
Aldershot (AHT)		0008					0052					0022						
Farnham (FNH)		0014					0057a					0028						
Bentley (BTY)		0024e							0004			0035						
Alton (AON)		0031							0011			0042						
Farnborough (Main) (FNB)					0019					0011		0015				0041		
Fleet (FLE)		0004			0024					0016		0020				0047		
Winchfield (WNF)		0010								0022						0052s		
Hook (HOK)		0014								0026						0057s		
Basingstoke (BSK)		0021			0039			0100		0035		0034	0028		0106			

Operator Train ID Days of operation/Notes 1st Class/Reservations/Bus	SW 1F83	SW 2P05	SW 1W51	SW 1A05	SW 2F01	SW 2P07	SW 2T09	SW 1A07	SW 2F03	SW 2P09	SW 1A09	SW 1W53	SW 1L11	SW 2F05	SW 2P11	SW 2T13	SW 1P13	SW 1A11
	MX	E	F			A	E			A		F	G		A	E	A	
London Waterloo (WAT)	15	0033	0508	0530	0520	0545			0550	0615		0630	0635	0620	0645	0642	0700	0653
Vauxhall (VXH)		0037	0512		0524				0554					0624				
Clapham Junction (CLJ)	10	0044	0517	0537u	0529	0552			0559	0622u		0637u	0642u	0629	0652u	0649u		0700u
Earlsfield (EAD)					0532				0602					0632				
Wimbledon (WIM)	6		0523	0543	0536				0606					0636				
Surbiton (SUR)	6		0531		0544				0614					0644		0700		0711
Esher (ESH)					0548				0618					0648				
Hersham (HER)					0551				0621					0651				
Walton-On-Thames (WAL)			0538		0554				0624					0654		0707		
Weybridge (WYB)			0542		0557				0627					0657		0711		
Byfleet & New Haw (BFN)					0600				0630					0700				
West Byfleet (WBY)			0546		0603				0633					0703				0721
Woking (WOK)		0104	0550	0559	0608	0616			0638	0642		0656	0701	0708	0712	0719	0724	0726
Woking (WOK)		0106	0552	0601	0602	0617	0620	0630		0644	0657	0657	0702		0713	0720	0725	0730
Worplesdon (WPL)						0622				0649					0718			
Guildford (GLD)		0114	0600			0627				0654					0724		0732	
Brookwood (BKO)	3			0608			0626	0636			0706c					0726		0736
Ash Vale (AHV)				0616				0645			0717							0744
Aldershot (AHT)				0621				0651			0723							0750
Farnham (FNH)				0627				0657			0729							0756
Bentley (BTY)				0633				0703			0735							0802
Alton (AON)				0640				0711			0742							0810
Farnborough (Main) (FNB)						0634										0734		
Fleet (FLE)						0639										0739		
Winchfield (WNF)						0645										0745		
Hook (HOK)						0649										0749		
Basingstoke (BSK)			0620			0658					0716	0723			0758			

For the complete service between London and Surbiton see table 161

For the complete service between Ash Vale and Farnham see table 152a

NOTES (see introductory pages for explanation of train operator codes and standard symbols)

- a Arrival time
- d Departure time
- s Stops to set down only
- u Stops to pick up only
- c Arrives 3 minutes earlier
- e Arrives 4 minutes earlier
- A To Portsmouth Harbour, see table 155
- B To Bournemouth, see table 154
- C To Salisbury, see table 153
- D To Southampton Central, see table 154
- E To Portsmouth Harbour, see table 154
- F To Weymouth, see table 154
- G To Gillingham (Dorset), see table 153
- MO Mondays only
- MX Not Mondays

London to Woking, Guildford, Aldershot, Farnham, Alton and Basingstoke

Mondays to Fridays

Operator Train ID Days of operation/Notes 1st Class/Reservations/Bus	SW 1B87 H I	SW 1L13 J I	SW 2F85	SW 2Y13 D I	SW 2L97	SW 1P15 A I	SW 1W55 F I	SW 1A13	SW 2F09	SW 2P15 K I	SW 1V15 L I	SW 2L99	SW 1P17 A I	SW 1A15	SW 1T17 E I	SW 2F87	SW 1W57 M I	SW 1L17 J I
London Waterloo (WAT) 15 d	0703	0710	0650	0715	0712	0730	0735	0720	0717	0746	0750	0743	0800	0753	0808	0750	0805	0820
Vauxhall (VXH) d			0654						0721							0754		
Clapham Junction (CLJ) 10 d	0710u	0717u	0659	0723u	0720u			0727u	0726	0753u	0758u			0801u		0759	0812u	0828u
Earlsfield (EAD) d			0702						0729							0802		
Wimbledon (WIM) 6 d			0706						0733							0806		
Surbiton (SUR) 6 d			0714		0730			0738	0741			0800		0811		0814		
Esher (ESH) d			0718						0746							0818		
Hersham (HER) d			0721						0749							0821		
Walton-On-Thames (WAL) d			0724		0737				0752			0807				0824		
Weybridge (WYB) d			0727		0741				0757			0811				0827		
Byfleet & New Haw (BFN) d			0730						0800							0830		
West Byfleet (WBY) d			0733					0751	0803					0821		0833		
Woking (WOK) a	0729	0735	0737	0742	0748	0755	0758	0759	0808	0812	0816	0818	0825	0830	0833	0837		0846
Woking (WOK) d	0730	0736	0739	0743	0749	0755	0800	0800		0813	0817	0819	0826	0831	0834	0839		0846
Worplesdon (WPL) d				0748						0818								
Guildford (GLD) a			0747	0754		0804				0824			0833			0850		
Brookwood (BKO) 3 d					0755			0806				0825		0837				
Ash Vale (AHV) d								0814						0845				
Aldershot (AHT) d								0820						0850				
Farnham (FNH) d								0826						0856				
Bentley (BTY) d								0832						0902				
Alton (AON) a								0839						0910				
Farnborough (Main) (FNB) d					0803								0833		0844			
Fleet (FLE) d					0808								0838		0850			
Winchfield (WNF) d					0814								0844					
Hook (HOK) d					0818								0848					
Basingstoke (BSK) a	0748	0758			0826		0818				0836	0858			0902		0848	0905

Operator Train ID Days of operation/Notes 1st Class/Reservations/Bus	SW 2L17	SW 1P19 A I	SW 1W17 F I	SW 1A17 N I	SW 1A17 P I	SW 2F13	SW 2P19 Q I	SW 1L19 C I	SW 2L19	SW 1P21 A I	SW 1A19	SW 1T21 E I	SW 2F15	SW 1W59 M I	SW 1L21 J I	SW 2L21	SW 1P23 A I	SW 1W19 F I
London Waterloo (WAT) 15 d	0812	0830	0835	0824	0824	0820	0845	0850	0842	0900	0853	0909	0850	0905	0920	0912	0930	0935
Vauxhall (VXH) d						0824							0854					
Clapham Junction (CLJ) 10 d	0819u					0829	0853u				0900u		0859	0912u	0927u	0919u		
Earlsfield (EAD) d						0832							0902					
Wimbledon (WIM) 6 d						0836							0906					
Surbiton (SUR) 6 d	0830			0841	0841	0844			0900		0911		0914			0930		
Esher (ESH) d						0848							0918					
Hersham (HER) d						0851							0921					
Walton-On-Thames (WAL) d	0837					0854		0907					0924			0937		
Weybridge (WYB) d	0841					0857		0911					0927			0941		
Byfleet & New Haw (BFN) d						0900							0930					
West Byfleet (WBY) d				0851	0851	0903					0921		0933					
Woking (WOK) a	0848	0854	0858	0900	0900	0908	0912	0915	0918	0924	0928	0933	0938		0945	0948	0954	0958
Woking (WOK) d	0849	0855		0900	0900		0913	0916	0919	0925	0929	0934			0946	0949	0955	
Worplesdon (WPL) d							0918											
Guildford (GLD) a		0902					0924			0932							1002	
Brookwood (BKO) 3 d	0855			0906	0906				0925		0936					0955		
Ash Vale (AHV) d				0914	0914						0944							
Aldershot (AHT) d				0920	0920						0950							
Farnham (FNH) d				0926	0926						0956							
Bentley (BTY) d											1002							
Alton (AON) a				0938	0959						1010							
Farnborough (Main) (FNB) d	0903								0933			0944				1003		
Fleet (FLE) d	0908								0938			0950				1008		
Winchfield (WNF) d	0914								0944							1014		
Hook (HOK) d	0918								0948							1018		
Basingstoke (BSK) a	0928							0936	0958			1002		0947	1006	1028		

NOTES (see introductory pages for explanation of train operator codes and standard symbols)

- a Arrival time
- d Departure time
- u Stops to pick up only
- A To Portsmouth Harbour, see table 155
- C To Salisbury, see table 153
- D To Southampton Central, see table 154
- E To Portsmouth Harbour, see table 154
- F To Weymouth, see table 154
- H To Poole, see table 154
- J To Exeter St Davids, see table 153
- K To Portsmouth & Southsea, see table 155
- L To Yeovil Pen Mill, see table 153
- M To Weymouth/Poole, see table 154
- N Runs until 8 September
- P Runs from 11 September
- Q To Haslemere, see table 155

London to Woking, Guildford, Aldershot, Farnham, Alton and Basingstoke

Mondays to Fridays

Operator Train ID Days of operation/Notes 1st Class/Reservations/Bus	SW 1A21	SW 2F17	SW 2P23 Q	SW 2L23	SW 1P25 A	SW 1A23	SW 1T25 E	SW 2F19	SW 1W61 M	SW 1L25 J	SW 2L25	SW 1P27 A	SW 1W21 F	SW 1A25	SW 2F21	SW 2P27 Q	SW 2L27	SW 1P29 A
London Waterloo (WAT) 15 d	0924	0920	0945	0942	1000	0953	1009	0950	1005	1020	1012	1030	1035	1023	1020	1045	1042	1100
Vauxhall (VXH) d		0924						0954							1024			
Clapham Junction (CLJ) 10 d		0929	0952u			1000u		0959	1012u	1027u	1019u			1030u		1029	1052u	
Earlsfield (EAD) d		0932						1002							1032			
Wimbledon (WIM) 6 d		0936						1006							1036			
Surbiton (SUR) 6 d	0941	0944		1000		1011		1014			1030			1041	1044		1100	
Esher (ESH) d		0948						1018							1048			
Hersham (HER) d		0951						1021							1051			
Walton-On-Thames (WAL) d		0954		1007				1024			1037				1054		1107	
Weybridge (WYB) d		0957		1011				1027			1041				1057		1111	
Byfleet & New Haw (BFN) d		1000						1030							1100			
West Byfleet (WBY) d	0951	1003				1021		1033						1051	1103			
Woking (WOK) a	0959	1008	1012	1018	1024	1029	1033	1038		1045	1048	1054	1058	1059	1108	1112	1119	1124
Woking (WOK) d	1000		1013	1019	1025	1030	1034			1046	1049	1055		1100		1113	1120	1125
Worplesdon (WPL) d			1018													1118		
Guildford (GLD) a			1024		1032							1102				1124		1132
Brookwood (BKO) 3 d	1006			1025		1036					1055			1106			1126	
Ash Vale (AHV) d	1014					1044								1114				
Aldershot (AHT) d	1020					1050								1120				
Farnham (FNH) d	1026					1056								1126				
Bentley (BTY) d						1102												
Alton (AON) a	1037					1110								1137				
Farnborough (Main) (FNB) d				1033			1044				1103						1134	
Fleet (FLE) d				1038			1050				1108						1139	
Winchfield (WNF) d				1044							1114						1145	
Hook (HOK) d				1048							1118						1149	
Basingstoke (BSK) a				1058			1102		1048	1106	1128						1158	







Operator Train ID Days of operation/Notes 1st Class/Reservations/Bus	SW 1A27	SW 1T29 E	SW 2F23	SW 1W63 M	SW 1L29 R	SW 2L29	SW 1P31 A	SW 1W23 F	SW 1A29	SW 2F25	SW 2P31 Q	SW 2L31	SW 1P33 A	SW 1A31	SW 1T33 E	SW 2F27	SW 1W65 M	SW 1L33 J
London Waterloo (WAT) 15 d	1053	1109	1050	1105	1120	1112	1130	1135	1123	1120	1145	1142	1200	1153	1209	1150	1205	1220
Vauxhall (VXH) d			1054							1124						1154		
Clapham Junction (CLJ) 10 d	1100u		1059	1112u	1127u	1119u			1130u	1129	1152u			1200u		1159	1212u	1227u
Earlsfield (EAD) d			1102							1132						1202		
Wimbledon (WIM) 6 d			1106							1136						1206		
Surbiton (SUR) 6 d	1111		1114		1130				1141	1144		1201		1211		1214		
Esher (ESH) d			1118							1148						1218		
Hersham (HER) d			1121							1151						1221		
Walton-On-Thames (WAL) d			1124		1137					1154		1208				1224		
Weybridge (WYB) d			1127		1141					1157		1212				1227		
Byfleet & New Haw (BFN) d			1130							1200						1230		
West Byfleet (WBY) d	1121		1133						1151	1203				1221		1233		
Woking (WOK) a	1129	1133	1138		1145	1148	1154	1158	1159	1208	1211	1218	1224	1229	1233	1238		1245
Woking (WOK) d	1130	1134			1146	1149	1155		1200			1213	1219	1225	1230	1234		1246
Worplesdon (WPL) d											1218							
Guildford (GLD) a						1202					1224		1232					
Brookwood (BKO) 3 d	1136				1155				1206			1225		1236				
Ash Vale (AHV) d	1144								1214					1244				
Aldershot (AHT) d	1150								1220					1250				
Farnham (FNH) d	1156								1226					1256				
Bentley (BTY) d	1202													1302				
Alton (AON) a	1210								1237					1310				
Farnborough (Main) (FNB) d		1144			1203							1233			1244			
Fleet (FLE) d		1150			1208							1238			1250			
Winchfield (WNF) d					1214							1244						
Hook (HOK) d					1218							1248						
Basingstoke (BSK) a		1202		1148	1206	1228						1258			1302		1247	1306







NOTES (see introductory pages for explanation of train operator codes and standard symbols)

- a Arrival time
- d Departure time
- u Stops to pick up only
- A To Portsmouth Harbour, see table 155
- E To Portsmouth Harbour, see table 154
- F To Weymouth, see table 154
- J To Exeter St Davids, see table 153
- M To Weymouth/Poole, see table 154
- Q To Haslemere, see table 155
- R To Exeter St Davids/Yeovil Junction, see table 153

London to Woking, Guildford, Aldershot, Farnham, Alton and Basingstoke

Mondays to Fridays

Operator Train ID Days of operation/Notes 1st Class/Reservations/Bus	SW	SW	SW	SW	SW	SW	SW	SW	SW	SW	SW	SW	SW	SW	SW	SW	SW	SW
	2L33	1P35	1W25	1A33	2F29	2P35	2L35	1P37	1A35	1T37	2F31	1W67	1L37	2L37	1P39	1W27	1A37	2F33
	Q	A	F			Q		A		E		M	J		A	F		
London Waterloo (WAT)  d	1212	1230	1235	1223	1220	1245	1242	1300	1253	1309	1250	1305	1320	1312	1330	1335	1323	1320
Vauxhall (VXH)  d					1224						1254							1324
Clapham Junction (CLJ)  d	1219u			1230u	1229	1252u			1300u		1259	1312u	1327u	1319u			1330u	1329
Earlsfield (EAD) d					1232						1302							1332
Wimbledon (WIM)  d					1236						1306							1336
Surbiton (SUR)  d	1230			1241	1244		1300		1311		1314			1330			1341	1344
Esher (ESH) d					1248						1318							1348
Hersham (HER) d					1251						1321							1351
Walton-On-Thames (WAL) d	1237				1254		1307				1324			1337				1354
Weybridge (WYB) d	1241				1257		1311				1327			1341				1357
Byfleet & New Haw (BFN) d					1300						1330							1400
West Byfleet (WBY) d				1251	1303				1321		1333						1351	1403
Woking (WOK) a	1248	1254	1258	1259	1308	1312	1318	1324	1329	1333	1338		1345	1348	1354	1358	1359	1408
Woking (WOK) d	1249	1255		1300		1313	1319	1325	1330	1334			1346	1349	1355		1401	
Worplesdon (WPL) d						1318												
Guildford (GLD) a		1302				1324		1332							1402			
Brookwood (BKO)  d	1255			1306			1325		1336					1355			1407	
Ash Vale (AHV) d				1314					1344								1415	
Aldershot (AHT) d				1320					1350								1420	
Farnham (FNH) d				1326					1356								1426	
Bentley (BTY) d									1402									
Alton (AON) a				1337					1411								1438	
Farnborough (Main) (FNB) d	1303						1333			1344				1403				
Fleet (FLE) d	1308						1338			1350				1408				
Winchfield (WNF) d	1314						1344							1414				
Hook (HOK) d	1318						1348							1418				
Basingstoke (BSK) a	1328						1358			1402		1348	1406	1428				




Operator Train ID Days of operation/Notes 1st Class/Reservations/Bus	SW	SW	SW	SW	SW	SW	SW	SW	SW	SW	SW	SW	SW	SW	SW	SW	SW	SW
	2P39	2L39	1P41	1A39	1T41	2F35	1W69	1L41	2L41	1P43	1W29	1A41	2F37	2P43	2L43	1P45	1A43	1T45
	Q		A		E		M	J		A	F			A		A		E
London Waterloo (WAT)  d	1345	1342	1400	1353	1409	1350	1405	1420	1412	1430	1435	1423	1420	1445	1442	1500	1453	1509
Vauxhall (VXH)  d						1354							1424					
Clapham Junction (CLJ)  d	1352u			1400u		1359	1412u	1427u	1419u			1430u	1429	1452u			1500u	
Earlsfield (EAD) d						1402							1432					
Wimbledon (WIM)  d						1406							1436					
Surbiton (SUR)  d		1400		1411		1414			1430			1441	1444		1500		1511	
Esher (ESH) d						1418							1448					
Hersham (HER) d						1421							1451					
Walton-On-Thames (WAL) d		1407				1424			1437				1454		1507			
Weybridge (WYB) d		1411				1427			1441				1457		1511			
Byfleet & New Haw (BFN) d						1430							1500					
West Byfleet (WBY) d				1421		1433						1451	1503				1521	
Woking (WOK) a	1414	1419	1424	1429	1433	1438		1445	1448	1454	1458	1459	1508	1512	1518	1524	1529	1533
Woking (WOK) d	1415	1420	1425	1430	1434			1446	1449	1455		1500		1513	1519	1525	1530	1534
Worplesdon (WPL) d	1420													1518				
Guildford (GLD) a	1425		1432							1502				1524		1532		
Brookwood (BKO)  d		1427		1436					1455			1506			1525		1536	
Ash Vale (AHV) d				1444								1514					1544	
Aldershot (AHT) d				1450								1520					1550	
Farnham (FNH) d				1456								1526					1556	
Bentley (BTY) d				1502													1602	
Alton (AON) a				1510								1537					1610	
Farnborough (Main) (FNB) d		1434			1444				1503						1533			1544
Fleet (FLE) d		1440			1450				1508						1538			1550
Winchfield (WNF) d		1445							1514						1544			
Hook (HOK) d		1450							1518						1548			
Basingstoke (BSK) a		1458			1502		1448	1506	1528					1558				1602




NOTES (see introductory pages for explanation of train operator codes and standard symbols)

- a Arrival time
- d Departure time
- u Stops to pick up only
- A To Portsmouth Harbour, see table 155
- E To Portsmouth Harbour, see table 154
- F To Weymouth, see table 154
- J To Exeter St Davids, see table 153
- M To Weymouth/Poole, see table 154
- Q To Haslemere, see table 155

London to Woking, Guildford, Aldershot, Farnham, Alton and Basingstoke

Mondays to Fridays

Operator Train ID Days of operation/Notes 1st Class/Reservations/Bus	SW 2F39	SW 1W71 M M	SW 1L45 J J	SW 2T45 A A	SW 1P47 A A	SW 1W31 M M	SW 1A45 A A	SW 2F41	SW 2P47 K K	SW 2L47	SW 1P49 A A	SW 1A47	SW 1T49 E E	SW 2F43	SW 1W73 M M	SW 1L49 J J	SW 2B49 D D	SW 1P51 A A
London Waterloo (WAT)  15 d	1450	1505	1520	1512	1530	1535	1523	1520	1545	1542	1600	1553	1609	1550	1605	1620	1612	1630
Vauxhall (VXH)  d	1454							1524						1554				
Clapham Junction (CLJ) 10 d	1459	1512u	1527u	1519u			1531u	1529	1552u			1600u		1559	1612u	1627u	1619u	
Earlsfield (EAD) d	1502							1532						1602				
Wimbledon (WIM)  6 d	1506							1536						1606				
Surbiton (SUR) 6 d	1514			1530			1541	1544		1600		1611		1614			1630	
Esher (ESH) d	1518							1548						1618				
Hersham (HER) d	1521							1551						1621				
Walton-On-Thames (WAL) d	1524			1537				1554		1607				1624			1637	
Weybridge (WYB) d	1527			1541				1557		1611				1627			1641	
Byfleet & New Haw (BFN) d	1530							1600						1630				
West Byfleet (WBY) d	1533						1551	1603				1621		1633				
Woking (WOK) a	1538		1545	1548	1553	1558	1559	1608	1612	1617	1624	1629	1633	1638			1651	1654
Woking (WOK) d			1546	1549	1554		1600		1613	1618	1625	1630	1634			1646u	1652	1655
Worplesdon (WPL) d									1618									
Guildford (GLD) a					1603				1623		1633							1702
Brookwood (BKO) 3 d				1555			1606			1625		1636					1657	
Ash Vale (AHV) d							1614					1644						
Aldershot (AHT) d							1620					1650						
Farnham (FNH) d							1626					1656						
Bentley (BTY) d												1702						
Alton (AON) a							1637					1710						
Farnborough (Main) (FNB) d				1603						1633			1644				1705	
Fleet (FLE) d				1608						1638			1650				1710	
Winchfield (WNF) d				1614						1644							1716	
Hook (HOK) d				1618						1648							1720	
Basingstoke (BSK) a		1547	1606	1629						1658			1702		1647	1706	1728	

Operator Train ID Days of operation/Notes 1st Class/Reservations/Bus	SW 1A49	SW 2F45	SW 1W33 S S	SW 2P51 K K	SW 2L51	SW 1L51 T T	SW 1P53 A A	SW 1A51	SW 1T53 E E	SW 2F47	SW 2B53 D D	SW 2F91	SW 1W75 M M	SW 1A53	SW 1P55 A A	SW 2F49	SW 1L53 J J	SW 2L55
London Waterloo (WAT)  15 d	1625	1620	1635	1645	1642	1650	1700	1655	1709	1650	1720	1702	1705	1725	1730	1720	1723	1750
Vauxhall (VXH)  d		1624								1654							1724	
Clapham Junction (CLJ) 10 d		1629		1652u		1657u		1702u		1659							1729	
Earlsfield (EAD) d		1632								1702							1732	
Wimbledon (WIM)  6 d		1636								1706							1736	
Surbiton (SUR) 6 d	1641	1644			1700					1714		1718					1744	
Esher (ESH) d		1648								1718		1722					1748	
Hersham (HER) d		1651								1721		1725					1751	
Walton-On-Thames (WAL) d		1654			1707					1724		1729					1754	
Weybridge (WYB) d		1657			1711					1727		1733					1757	
Byfleet & New Haw (BFN) d		1700								1730		1736					1800	
West Byfleet (WBY) d	1651	1703					1721			1733		1739					1803	
Woking (WOK) a	1657	1710		1712	1720		1724	1729	1733	1740	1744	1748		1750	1754	1810		1814
Woking (WOK) d	1659		1659u	1714	1721		1725	1730	1734		1745	1749		1751	1755			1815
Worplesdon (WPL) d				1718											1801			
Guildford (GLD) a				1724			1733					1759			1807			
Brookwood (BKO) 3 d	1705				1727			1736			1751							1821
Ash Vale (AHV) d	1713							1744						1803				
Aldershot (AHT) d	1720							1750						1809				
Farnham (FNH) d	1726							1756						1815				
Bentley (BTY) d	1732							1802						1824				
Alton (AON) a	1739							1809						1831				
Farnborough (Main) (FNB) d					1734				1744		1758							1828
Fleet (FLE) d					1740				1750		1804							1834
Winchfield (WNF) d					1745						1809							1839
Hook (HOK) d					1750						1814							1844
Basingstoke (BSK) a			1718		1800	1736			1802		1821		1745				1806	1853

NOTES (see introductory pages for explanation of train operator codes and standard symbols)

- a Arrival time
- d Departure time
- u Stops to pick up only
- A To Portsmouth Harbour, see table 155
- D To Southampton Central, see table 154
- E To Portsmouth Harbour, see table 154
- J To Exeter St Davids, see table 153
- K To Portsmouth & Southsea, see table 155
- M To Weymouth/Poole, see table 154
- S To Weymouth/Bournemouth, see table 154
- T To Westbury, see table 153

London to Woking, Guildford, Aldershot, Farnham, Alton and Basingstoke

Mondays to Fridays

Operator Train ID Days of operation/Notes 1st Class/Reservations/Bus	SW 2F93	SW 1W35	SW 1P57	SW 1A55	SW 1T57	SW 2F51	SW 1L55	SW 2Y57	SW 2L07	SW 2A95	SW 1W77	SW 1P59	SW 1A57	SW 2L09	SW 2F53	SW 1L57	SW 1W37	SW 1P61
	□	□	□	□	□		□	□	□	□	□	□	□	□		□	□	□
London Waterloo (WAT) 15 d	1732	1735	1800	1755	1807	1750	1753	1815	1820	1802	1805	1830	1825	1841	1820	1823	1835	1900
Vauxhall (VXH) d						1754									1824			
Clapham Junction (CLJ) 10 d				1802u	1814	1759		1822u					1832u	1848u	1829			
Earlsfield (EAD) d						1802									1832			
Wimbledon (WIM) 6 d						1806									1836			
Surbiton (SUR) 6 d	1748					1814				1818			1843		1846c			
Esher (ESH) d	1752					1818				1822					1850			
Hersham (HER) d	1755					1821				1825					1853			
Walton-On-Thames (WAL) d	1759					1824				1829					1855			
Weybridge (WYB) d	1803					1827				1833					1859			
Byfleet & New Haw (BFN) d	1806					1830				1836					1901			
West Byfleet (WBY) d	1809			1821		1833				1839					1904			
Woking (WOK) a	1817		1823	1825	1833	1840		1841	1844	1848		1854	1855	1907	1912			1923
Woking (WOK) d	1818		1824	1826	1834			1842	1845	1849		1855	1858	1908				1924
Worplesdon (WPL) d	1823							1847				1900						
Guildford (GLD) a	1831		1833					1853				1905						1932
Brookwood (BKO) 3 d				1832					1851					1915				
Ash Vale (AHV) d				1840									1908					
Aldershot (AHT) d				1848						1906a			1917					
Farnham (FNH) d				1855									1925					
Bentley (BTY) d				1901									1931					
Alton (AON) a				1908									1938					
Farnborough (Main) (FNB) d					1845				1859					1922				
Fleet (FLE) d					1850				1904					1928				
Winchfield (WNF) d									1910					1933				
Hook (HOK) d									1914					1938				
Basingstoke (BSK) a		1816			1902		1836		1930		1845			1949		1906	1916	

Operator Train ID Days of operation/Notes 1st Class/Reservations/Bus	SW 1A59	SW 1T61	SW 2F55	SW 1W79	SW 2Y61	SW 1L61	SW 2L11	SW 1P63	SW 1W81	SW 1A61	SW 1A61	SW 2F57	SW 2P63	SW 2L13	SW 1P65	SW 1T65	SW 2F59	SW 1B65
	□	□	□	□	□	□	□	□	□	□	□	□	□	□	□	□	□	□
London Waterloo (WAT) 15 d	1853	1909	1850	1905	1915	1920	1912	1930	1935	1923	1923	1920	1945	1942	2000	2009	1950	2005
Vauxhall (VXH) d			1854									1924					1954	
Clapham Junction (CLJ) 10 d	1900u		1859	1912u	1922u	1927u	1919u			1931u	1931u	1929	1952u	1949u			1959	2012u
Earlsfield (EAD) d			1902									1932					2002	
Wimbledon (WIM) 6 d			1906									1936					2006	
Surbiton (SUR) 6 d	1911		1914				1930			1942	1942	1944		2000			2014	
Esher (ESH) d			1918									1948					2018	
Hersham (HER) d			1921									1951					2021	
Walton-On-Thames (WAL) d			1924				1937					1954		2007			2024	
Weybridge (WYB) d			1927				1941					1957		2011			2027	
Byfleet & New Haw (BFN) d			1930									2000					2030	
West Byfleet (WBY) d			1933							1952	1952	2003					2033	
Woking (WOK) a	1921	1933	1941		1942		1948	1954	1958	1959	1959	2008	2012	2018	2024	2033	2040	
Woking (WOK) d	1927	1934			1943	1946u	1949	1955		2000	2000		2013	2019	2025	2034		
Worplesdon (WPL) d					1948								2018					
Guildford (GLD) a					1954			2003					2023		2033			
Brookwood (BKO) 3 d	1933						1955			2006	2006			2025				
Ash Vale (AHV) d	1941									2014	2014							
Aldershot (AHT) d	1947									2019	2019							
Farnham (FNH) d	1955									2025	2025							
Bentley (BTY) d	2002									2032	2032							
Alton (AON) a	2009									2039	2059							
Farnborough (Main) (FNB) d		1944					2002							2033		2044		
Fleet (FLE) d		1949					2008							2038		2050		
Winchfield (WNF) d							2013							2044				
Hook (HOK) d							2018							2048				
Basingstoke (BSK) a		2001		1947		2006	2028							2058		2102		2048

NOTES (see introductory pages for explanation of train operator codes and standard symbols)

- a Arrival time
- d Departure time
- u Stops to pick up only
- c Arrives 3 minutes earlier
- A To Portsmouth Harbour, see table 155
- B To Bournemouth, see table 154
- D To Southampton Central, see table 154
- E To Portsmouth Harbour, see table 154
- F To Weymouth, see table 154
- J To Exeter St Davids, see table 153
- K To Portsmouth & Southsea, see table 155
- L To Yeovil Pen Mill, see table 153
- M To Weymouth/Poole, see table 154
- N Runs until 8 September
- P Runs from 11 September
- Q To Haslemere, see table 155
- U To Fareham, see table 155

London to Woking, Guildford, Aldershot, Farnham, Alton and Basingstoke

Mondays to Fridays

Operator Train ID Days of operation/Notes 1st Class/Reservations/Bus	SW 1L65 J □	SW 1P67 A □	SW 1W83 F □	SW 1A65 □	SW 2F61 □	SW 2P67 Q □	SW 2L67 □	SW 1P69 A □	SW 1T69 E □	SW 2F63 □	SW 1B69 B □	SW 1L69 C □	SW 1P71 A □	SW 1W85 F □	SW 1A69 □	SW 2F65 □	SW 2P71 Q □	SW 2L71 □
London Waterloo (WAT) 15 d	2020	2030	2035	2023	2020	2045	2042	2100	2109	2053	2105	2120	2130	2135	2123	2120	2145	2142
Vauxhall (VXH) 10 d				2024	2024	2052u	2049u			2057	2112u	2127u			2130u	2124	2129	2149u
Clapham Junction (CLJ) 10 d	2027u			2030u	2029					2102					2130u	2129	2152u	2149u
Earlsfield (EAD) d					2032					2105						2132		
Wimbledon (WIM) 6 d					2037					2109						2136		
Surbiton (SUR) 6 d				2041	2045		2100			2117				2141	2144	2148		2200
Esher (ESH) d					2049					2121						2148		
Hersham (HER) d					2052					2124						2151		
Walton-On-Thames (WAL) d					2054		2107			2126						2154		2207
Weybridge (WYB) d					2058		2111			2130						2157		2211
Byfleet & New Haw (BFN) d					2100					2132						2200		
West Byfleet (WBY) d				2051	2103					2135					2151	2203		
Woking (WOK) a	2045	2054	2058	2059	2108	2112	2118	2124	2133	2140		2145	2154	2158	2159	2208	2212	2218
Woking (WOK) d	2046	2055		2100		2113	2119	2125	2134			2146	2155		2200		2213	2219
Worplesdon (WPL) d						2118											2218	
Guildford (GLD) a		2103				2123		2133					2203				2223	
Brookwood (BKO) 3 d				2106			2125								2206			2225
Ash Vale (AHV) d				2114											2214			
Aldershot (AHT) d				2120											2220			
Farnham (FNH) d				2126											2226			
Bentley (BTY) d				2132											2232			
Alton (AON) a				2139											2239			
Farnborough (Main) (FNB) d							2133		2144									2233
Fleet (FLE) d							2138		2150									2238
Winchfield (WNF) d							2144											2244
Hook (HOK) d							2148											2248
Basingstoke (BSK) a	2106						2158		2202		2147	2206						2258




























Operator Train ID Days of operation/Notes 1st Class/Reservations/Bus	SW 1P73 A □	SW 1T73 E □	SW 2F67 □	SW 1B73 B □	SW 1L73 V □	SW 1P75 A □	SW 1B75 H □	SW 1A73 □	SW 2F69 □	SW 2L75 □	SW 2P75 K □	SW 1A75 □	SW 1B77 D □	SW 2F71 □	SW 2L77 □	SW 2P77 A □	SW 1A77 □	SW 2B77 B □
London Waterloo (WAT) 15 d	2200	2208	2150	2205	2220	2230	2235	2223	2220	2242	2300	2253	2305	2250	2312	2332	2323	2335
Vauxhall (VXH) 10 d			2154						2224					2254				
Clapham Junction (CLJ) 10 d		2215u	2159	2212u	2227u			2230u	2229	2249u	2307u	2300u	2312u	2259	2319u	2339u	2330u	2344u
Earlsfield (EAD) d			2202						2232					2302				
Wimbledon (WIM) 6 d			2206						2236					2306				
Surbiton (SUR) 6 d			2214				2241		2244	2300		2311		2314	2338		2341	
Esher (ESH) d			2218						2248					2318				
Hersham (HER) d			2221						2251					2321				
Walton-On-Thames (WAL) d			2224						2254	2307				2324	2345			
Weybridge (WYB) d			2227						2257	2311				2327	2349			
Byfleet & New Haw (BFN) d			2230						2300					2330				
West Byfleet (WBY) d			2233					2251	2303			2322		2334			2356	
Woking (WOK) a	2224	2234	2238		2245	2254	2258	2259	2308	2318	2326	2331	2332	2341	2355	2359	0001	0003
Woking (WOK) d	2225	2235			2246	2255		2300		2319	2327	2332	2333		2357	2359	0004	0004
Worplesdon (WPL) d											2334							
Guildford (GLD) a	2233					2303					2339					0008		
Brookwood (BKO) 3 d								2306		2325		2337			0003			0009
Ash Vale (AHV) d								2314				2345						0017
Aldershot (AHT) d								2320				2351						0022
Farnham (FNH) d								2326				2357						0028
Bentley (BTY) d								2333				0004						0035
Alton (AON) a								2341				0011						0042
Farnborough (Main) (FNB) d		2245									2333				0011			0015
Fleet (FLE) d		2251									2338				0016			0020
Winchfield (WNF) d											2344				0022			
Hook (HOK) d											2348				0026			
Basingstoke (BSK) a		2303		2248	2306						2357		2352		0035			0034

NOTES (see introductory pages for explanation of train operator codes and standard symbols)

- a Arrival time
- d Departure time
- u Stops to pick up only
- A To Portsmouth Harbour, see table 155
- B To Bournemouth, see table 154
- C To Salisbury, see table 153
- D To Southampton Central, see table 154
- E To Portsmouth Harbour, see table 154
- F To Weymouth, see table 154
- H To Poole, see table 154
- J To Exeter St Davids, see table 153
- K To Portsmouth & Southsea, see table 155
- Q To Haslemere, see table 155
- V To Yeovil Junction, see table 153

London to Woking, Guildford, Aldershot, Farnham, Alton and Basingstoke

Mondays to Fridays

Operator Train ID Days of operation/Notes 1st Class/Reservations/Bus	SW	SW	SW	SW	SW	SW	SW	SW	SW	SW	SW	SW	SW	SW	SW	SW
	1L79 FO V □	1L79 FX C □	2F73	2L79 FO □	2L79 FX □	1A79 FO □	2F75 FO □	1S77 X	2L81 SM □	2F77 TFM □	1F83 TFM	2F77 SM □	1F83 SM	2F79 SM W	1B01 SM D □	
London Waterloo (WAT)  d	2340	2340	2320	2342	2348	2356	2350	2322	0014	0009	0033	0020	0040	0037	0105	
Vauxhall (VXH)  d			2324				2354	2326		0013	0037	0024	0044	0041	0109	
Clapham Junction (CLJ)  d	2347u	2347u	2329	2350u	2355u	0003u	2359	2332	0021u	0018	0044	0031c	0049	0046	0115	
Earlsfield (EAD)  d			2332				0002			0021		0034		0050s		
Wimbledon (WIM)  d			2336				0006			0025		0038		0056c	0120s	
Surbiton (SUR)  d			2344	0001	0006	0014	0016		0033	0033		0046		0108s	0128s	
Esher (ESH)  d			2348				0020			0037s		0050s				
Hersham (HER)  d			2351				0023			0040s		0053s				
Walton-On-Thames (WAL)  d			2354	0008	0013		0026		0040	0043s		0055s				
Weybridge (WYB)  d			2357	0012	0017		0029		0044	0046s		0059s				
Byfleet & New Haw (BFN)  d			2359				0032	0038		0049s		0102s				
West Byfleet (WBY)  d			0003		0022	0023	0035	0041		0052s		0105s		0118s		
Woking (WOK)  a	0008	0008	0011	0019	0026	0027	0040	0047	0051	0058	0104	0110	0115	0124	0141	
Woking (WOK)  d	0009	0009		0020	0028	0030			0053		0106		0116		0142	
Worplesdon (WPL)  d																
Guildford (GLD)  a											0114		0124			
Brookwood (BKO)  d				0026	0034	0036			0059							
Ash Vale (AHV)  d						0044										
Aldershot (AHT)  d						0050										
Farnham (FNH)  d						0059e										
Bentley (BTY)  d						0105										
Alton (AON)  a						0112										
Farnborough (Main) (FNB)  d				0034	0041				0107						0151s	
Fleet (FLE)  d				0039	0047				0112						0157s	
Winchfield (WNF)  d				0044s	0052s				0117s							
Hook (HOK)  d				0049s	0057s				0122s							
Basingstoke (BSK)  a	0028	0028		0102	0106				0131						0209	

NOTES (see introductory pages for explanation of train operator codes and standard symbols)

- a Arrival time
d Departure time
s Stops to set down only
u Stops to pick up only
c Arrives 3 minutes earlier
e Arrives 4 minutes earlier
C To Salisbury, see table 153
D To Southampton Central, see table 154
V To Yeovil Junction, see table 153
W Also calls at Raynes Park 0059, New Malden 0102 and Berrylands 0104
X Also calls at Queenstown Rd.(Battersea) 2329, Wandsworth Town 2335, Putney 2338, Barnes 2342, Barnes Bridge 2344, Chiswick 2347, Kew Bridge 2350, Brentford 2353, Syon Lane 2355, Isleworth 2357, Hounslow 0002, Feltham 0008, Ashford (Surrey) 0012, Staines 0016, Egham 0021, Virginia Water 0025, Chertsey 0031 and Addlestone 0034
- FO Fridays only
FX Not Fridays
SM Saturday mornings
TFM Tuesday to Friday mornings

London to Woking, Guildford, Aldershot, Farnham, Alton and Basingstoke

Saturdays

Operator Train ID Days of operation/Notes 1st Class/Reservations/Bus	SW 1A75	SW 2L77	SW 1A77	SW 2B77 A	SW 1L79 B	SW 2F73	SW 2L79	SW 1A79	SW 2F75	SW 1S77	SW 2L81	SW 2F77	SW 1F83	SW 2F79 D	SW 1B01 E	SW 1A05	SW 1W51 F	SW 2F01
London Waterloo (WAT) 15 d											0014	0020	0040	0037	0105		0530	0520
Vauxhall (VXH) d												0024	0044	0041	0109			0524
Clapham Junction (CLJ) 10 d							0003u				0021u	0031e	0049	0046	0115		0537u	0529
Earlsfield (EAD) d									0002			0034		0050s				0532
Wimbledon (WIM) 6 d									0006			0038		0056e	0120s		0543	0536
Surbiton (SUR) 6 d						0001	0014	0016	0020		0033	0046		0108s	0128s		0551	0544
Esher (ESH) d									0023			0050s						0548
Hersham (HER) d									0023			0053s						0551
Walton-On-Thames (WAL) d							0008	0012	0026		0040	0055s						0554
Weybridge (WYB) d									0029		0044	0059s						0557
Byfleet & New Haw (BFN) d									0032	0038		0102s						0600
West Byfleet (WBY) d						0003		0023	0035	0041		0105s		0118s				0603
Woking (WOK) a						0011	0019	0027	0040	0047	0051	0110	0115	0124	0141		0602	0608
Woking (WOK) d			0004	0004	0009		0020	0030			0053		0116		0142	0601	0603	
Worplesdon (WPL) d																		
Guildford (GLD) a													0124					
Brookwood (BKO) 3 d		0003	0009				0026	0036			0059						0607	
Ash Vale (AHV) d			0017					0044									0615	
Aldershot (AHT) d			0022					0050									0620	
Farnham (FNH) d			0028					0059c									0628	
Bentley (BTY) d	0004		0035					0105									0634	
Alton (AON) a	0011		0042					0112									0641	
Farnborough (Main) (FNB) d		0011		0015			0034						0107			0151s		
Fleet (FLE) d		0016		0020			0039						0112			0157s		
Winchfield (WNF) d		0022					0044s						0117s					
Hook (HOK) d		0026					0049s						0122s					
Basingstoke (BSK) a		0035		0034	0028		0102						0131			0209		0623

Operator Train ID Days of operation/Notes 1st Class/Reservations/Bus	SW 2P07 G	SW 2T09 G	SW 1A07	SW 2F03	SW 1A09	SW 1W53 F	SW 2F05 H	SW 1L11 B	SW 2P11 G	SW 2T13 C	SW 1A11	SW 1L13 J	SW 2F07	SW 2L97	SW 1P15 G	SW 1W55 F	SW 1A13	SW 2F09
London Waterloo (WAT) 15 d	0545			0550		0630	0603	0635	0645	0642		0710	0650	0712	0730	0735	0723	0720
Vauxhall (VXH) d				0554			0607						0654					0724
Clapham Junction (CLJ) 10 d	0552			0559		0637u	0612	0642u	0652u	0649u		0717u	0659	0720u			0731u	0729
Earlsfield (EAD) d				0602			0615						0702					0732
Wimbledon (WIM) 6 d				0606			0619						0706					0736
Surbiton (SUR) 6 d				0614			0634e		0700				0714	0730			0742	0744
Esher (ESH) d				0618			0638						0718					0748
Hersham (HER) d				0621			0641						0721					0751
Walton-On-Thames (WAL) d				0624			0644		0707				0724	0737				0754
Weybridge (WYB) d				0627			0648		0711				0727	0741				0757
Byfleet & New Haw (BFN) d				0630			0650						0730					0800
West Byfleet (WBY) d				0633			0653						0733					0803
Woking (WOK) a	0611			0637		0656	0658	0701	0712	0718		0735	0738	0748	0754	0758	0759	0808
Woking (WOK) d	0613	0620	0630	0638	0657	0657		0702	0713	0719	0730	0736						0800
Worplesdon (WPL) d	0618								0717									
Guildford (GLD) a	0623			0646					0723						0802			
Brookwood (BKO) 3 d		0626	0636		0703				0725	0736				0755				0806
Ash Vale (AHV) d			0644		0711					0744								0814
Aldershot (AHT) d			0650		0720					0750								0820
Farnham (FNH) d			0656		0726					0756								0826
Bentley (BTY) d			0702		0732					0802								0832
Alton (AON) a			0710		0740					0810								0839
Farnborough (Main) (FNB) d		0634								0733				0803				
Fleet (FLE) d		0639								0738				0808				
Winchfield (WNF) d		0645								0744				0814				
Hook (HOK) d		0649								0748				0818				
Basingstoke (BSK) a		0658				0716		0722		0758		0758		0828		0820		

NOTES (see introductory pages for explanation of train operator codes and standard symbols)

- a Arrival time
- d Departure time
- s Stops to set down only
- u Stops to pick up only
- c Arrives 4 minutes earlier
- e Arrives 3 minutes earlier
- A To Bournemouth, see table 154
- B To Yeovil Junction, see table 153
- C To Portsmouth Harbour, see table 154
- D Also calls at Raynes Park 0059, New Malden 0102 and Berrylands 0104
- E To Southampton Central, see table 154
- F To Weymouth, see table 154
- G To Portsmouth Harbour, see table 155
- H Also calls at Raynes Park 0622, New Malden 0625 and Berrylands 0627
- J To Exeter St Davids, see table 153

London to Woking, Guildford, Aldershot, Farnham, Alton and Basingstoke

Saturdays

Operator Train ID Days of operation/Notes 1st Class/Reservations/Bus	SW 2P15 K □	SW 1L15 L □	SW 2L99 □	SW 1P17 G □	SW 1A15 □	SW 1T17 C □	SW 2F11 □	SW 1W57 M □	SW 1L17 J □	SW 2L17 □	SW 1P19 G □	SW 1W17 F □	SW 1A17 □	SW 2F13 □	SW 2P19 K □	SW 1V19 N □	SW 2L19 □	SW 1P21 G □
London Waterloo (WAT) 15 d	0745	0750	0742	0800	0754	0809	0750	0805	0820	0812	0830	0835	0824	0820	0845	0850	0842	0900
Vauxhall (VXH) d							0754							0824				
Clapham Junction (CLJ) 10 d	0752u	0757u			0801u		0759	0812u	0827u	0819u			0831u	0829	0852u	0857u		
Earlsfield (EAD) d							0802							0832				
Wimbledon (WIM) 6 d							0806							0836				
Surbiton (SUR) 6 d			0800		0812		0814		0830				0842	0844			0900	
Esher (ESH) d							0818							0848				
Hersham (HER) d							0821							0851				
Walton-On-Thames (WAL) d			0807				0824		0837					0854			0907	
Weybridge (WYB) d			0811				0827		0841					0857			0911	
Byfleet & New Haw (BFN) d							0830							0900				
West Byfleet (WBY) d					0822		0833						0852	0903				
Woking (WOK) a	0812	0815	0818	0824	0829	0833	0838		0845	0848	0854	0858	0859	0908	0912	0915	0918	0924
Woking (WOK) d	0813	0816	0819	0825	0830	0834			0846	0849	0855		0900		0913	0916	0919	0925
Worplesdon (WPL) d	0818														0918			
Guildford (GLD) a	0823			0832							0902				0923			0932
Brookwood (BKO) 3 d			0825		0836					0855			0906					0925
Ash Vale (AHV) d					0844								0914					
Aldershot (AHT) d					0850								0920					
Farnham (FNH) d					0856								0926					
Bentley (BTY) d					0902													
Alton (AON) a					0910								0937					
Farnborough (Main) (FNB) d			0833			0844				0903								0933
Fleet (FLE) d			0838			0850				0908								0938
Winchfield (WNF) d			0844							0914								0944
Hook (HOK) d			0848							0918								0948
Basingstoke (BSK) a		0836	0858			0902		0848	0906	0928						0936	0958	









Operator Train ID Days of operation/Notes 1st Class/Reservations/Bus	SW 1A19 □	SW 1T21 C □	SW 2F15 □	SW 1W59 M □	SW 1L21 J □	SW 2L21 □	SW 1P23 G □	SW 1W19 F □	SW 1A21 P □	SW 1A21 Q □	SW 2F17 □	SW 2P23 K □	SW 1L23 L □	SW 2L23 □	SW 1P25 G □	SW 1A23 □	SW 1T25 C □	SW 2F19 □
London Waterloo (WAT) 15 d	0854	0909	0850	0905	0920	0912	0930	0935	0924	0924	0920	0945	0950	0942	1000	0954	1009	0950
Vauxhall (VXH) d			0854								0924							0954
Clapham Junction (CLJ) 10 d	0901u		0859	0912u	0927u	0919u			0931u	0931u	0929	0952u	0957u			1001u		0959
Earlsfield (EAD) d			0902								0932							1002
Wimbledon (WIM) 6 d			0906								0936							1006
Surbiton (SUR) 6 d	0912		0914			0930			0942	0942	0944			1000		1012		1014
Esher (ESH) d			0918								0948							1018
Hersham (HER) d			0921								0951							1021
Walton-On-Thames (WAL) d			0924			0937					0954			1007				1024
Weybridge (WYB) d			0927			0941					0957			1011				1027
Byfleet & New Haw (BFN) d			0930								1000							1030
West Byfleet (WBY) d	0922		0933						0952	0952	1003					1022		1033
Woking (WOK) a	0929	0933	0938		0945	0948	0954	0958	0959	0959	1009	1012	1015	1018	1024	1029	1033	1038
Woking (WOK) d	0930	0934			0946	0949	0955		1000	1000		1013	1016	1019	1025	1030	1034	
Worplesdon (WPL) d												1018						
Guildford (GLD) a						1002						1024			1032			
Brookwood (BKO) 3 d	0936					0955			1006	1006				1025		1036		
Ash Vale (AHV) d	0944								1014	1014						1044		
Aldershot (AHT) d	0950								1020	1020						1050		
Farnham (FNH) d	0956								1026	1026						1056		
Bentley (BTY) d	1002															1102		
Alton (AON) a	1010								1037	1059						1110		
Farnborough (Main) (FNB) d		0944				1003								1033				1044
Fleet (FLE) d		0950				1008								1038				1050
Winchfield (WNF) d						1014								1044				
Hook (HOK) d						1018								1048				
Basingstoke (BSK) a		1002		0947	1006	1028							1038	1058				1102









NOTES (see introductory pages for explanation of train operator codes and standard symbols)

- a Arrival time
- d Departure time
- u Stops to pick up only
- C To Portsmouth Harbour, see table 154
- F To Weymouth, see table 154
- G To Portsmouth Harbour, see table 155
- J To Exeter St Davids, see table 153
- K To Portsmouth & Southsea, see table 155
- L To Salisbury, see table 153
- M To Weymouth/Poole, see table 154
- N To Frome, see table 153
- P Runs until 9 September
- Q Runs from 16 September

London to Woking, Guildford, Aldershot, Farnham, Alton and Basingstoke

Saturdays

Operator Train ID Days of operation/Notes 1st Class/Reservations/Bus	SW	SW	SW	SW	SW	SW	SW	SW	SW	SW	SW	SW	SW	SW	SW	SW	SW	SW
	1W61	1L25	2L25	1P27	1W21	1A25	2F21	2P27	1L27	2L27	1P29	1A27	1T29	2F23	1W63	1L29	2L29	1P31
	M	J	I	G	F	I		K	L	I	G	I	C	I	J	I	I	G
	□	□	□	□	□	□		□	□	□	□	□	□		□	□	□	□
London Waterloo (WAT)   d	1005	1020	1012	1030	1035	1024	1020	1045	1050	1042	1100	1054	1109	1050	1105	1120	1112	1130
Vauxhall (VXH)  d							1024							1054				
Clapham Junction (CLJ)  d	1012u	1028u	1019u			1031u	1029	1052u	1057u			1101u		1059	1112u	1127u	1119u	
Earlsfield (EAD) d							1032							1102				
Wimbledon (WIM)   d							1036							1106				
Surbiton (SUR)  d			1030			1042	1044			1100		1112		1114			1130	
Esher (ESH) d							1048							1118				
Hersham (HER) d							1051							1121				
Walton-On-Thames (WAL) d			1037				1054			1107				1124			1137	
Weybridge (WYB) d			1041				1057			1111				1127			1141	
Byfleet & New Haw (BFN) d							1100							1130				
West Byfleet (WBY) d						1052	1103					1122		1133				
Woking (WOK) a		1046	1048	1054	1058	1059	1108	1112	1115	1118	1124	1129	1133	1138		1147	1148	1154
Woking (WOK) d		1046	1049	1055		1100		1113	1116	1119	1125	1130	1134			1148	1149	1155
Worplesdon (WPL) d								1118										
Guildford (GLD) a				1102				1123			1132							1203
Brookwood (BKO)  d			1055			1106				1125		1136					1155	
Ash Vale (AHV) d						1114						1144						
Aldershot (AHT) d						1120						1150						
Farnham (FNH) d						1126						1156						
Bentley (BTY) d												1202						
Alton (AON) a						1137						1210						
Farnborough (Main) (FNB) d			1103							1133			1144				1203	
Fleet (FLE) d			1108							1138			1150				1208	
Winchfield (WNF) d			1114							1144							1214	
Hook (HOK) d			1118							1148							1218	
Basingstoke (BSK) a	1047	1106	1128						1135	1158			1202		1147	1207	1228	

Operator Train ID Days of operation/Notes 1st Class/Reservations/Bus	SW	SW	SW	SW	SW	SW	SW	SW	SW	SW	SW	SW	SW	SW	SW	SW	SW	SW
	1W23	1A29	2F25	2P31	1L31	2L31	1P33	1A31	1T33	2F27	1W65	1L33	2L33	1P35	1A33	1W25	2F29	2P35
	F	I	K	L	I	G	I	C	I	M	J	I	G	I	F	I	K	I
	□	□	□	□	□	□	□	□	□	□	□	□	□	□	□	□	□	□
London Waterloo (WAT)   d	1135	1124	1120	1145	1150	1142	1200	1154	1208	1150	1205	1220	1212	1230	1224	1235	1220	1245
Vauxhall (VXH)  d			1124							1154							1224	
Clapham Junction (CLJ)  d		1132u	1129	1152u	1157u			1201u		1159	1212u	1227u	1219u		1231u		1229	1252u
Earlsfield (EAD) d			1132							1202							1232	
Wimbledon (WIM)   d			1136							1206							1236	
Surbiton (SUR)  d		1142	1145			1201		1212		1214			1230		1242		1244	
Esher (ESH) d			1149							1218							1248	
Hersham (HER) d			1152							1221							1251	
Walton-On-Thames (WAL) d			1154			1208				1224			1237				1254	
Weybridge (WYB) d			1158			1212				1227			1241				1257	
Byfleet & New Haw (BFN) d			1200							1230							1300	
West Byfleet (WBY) d		1152	1203					1222		1233					1252		1303	
Woking (WOK) a	1158	1159	1208	1212	1215	1219	1224	1229	1233	1238		1245	1248	1254	1259	1303	1308	1312
Woking (WOK) d		1200		1213	1216	1220	1225	1230	1234			1246	1249	1255	1300			1313
Worplesdon (WPL) d				1218														1318
Guildford (GLD) a				1223			1232							1302				1323
Brookwood (BKO)  d		1206				1226		1236					1255		1306			
Ash Vale (AHV) d		1214						1244							1314			
Aldershot (AHT) d		1220						1251							1320			
Farnham (FNH) d		1226						1257							1326			
Bentley (BTY) d								1303										
Alton (AON) a		1237						1310							1337			
Farnborough (Main) (FNB) d						1234			1244				1303					
Fleet (FLE) d						1239			1250				1308					
Winchfield (WNF) d						1245							1314					
Hook (HOK) d						1249							1318					
Basingstoke (BSK) a				1236	1258				1302		1247	1306	1328					

NOTES (see introductory pages for explanation of train operator codes and standard symbols)

- a Arrival time
- d Departure time
- u Stops to pick up only
- C To Portsmouth Harbour, see table 154
- F To Weymouth, see table 154
- G To Portsmouth Harbour, see table 155
- J To Exeter St Davids, see table 153
- K To Portsmouth & Southsea, see table 155
- L To Salisbury, see table 153
- M To Weymouth/Poole, see table 154

London to Woking, Guildford, Aldershot, Farnham, Alton and Basingstoke

Saturdays

Operator Train ID Days of operation/Notes 1st Class/Reservations/Bus	SW 1L35 L □	SW 2L35 □	SW 1P37 G □	SW 1A35 □	SW 1T37 C □	SW 2F31 □	SW 1W67 M □	SW 1L37 J □	SW 2L37 □	SW 1P39 G □	SW 1W27 F □	SW 1A37 □	SW 2F33 □	SW 2P39 K □	SW 1L39 L □	SW 2L39 □	SW 1P41 G □	SW 1A39 □
London Waterloo (WAT) 15 d	1250	1242	1300	1254	1309	1250	1305	1320	1312	1330	1335	1324	1320	1345	1350	1342	1400	1354
Vauxhall (VXH) d						1254							1324					
Clapham Junction (CLJ) 10 d	1257u			1301u		1259	1312u	1327u	1319u			1331u	1329	1352u	1357u			1401u
Earlsfield (EAD) d						1302							1332					
Wimbledon (WIM) 6 d						1306							1336					
Surbiton (SUR) 6 d		1300		1312		1314			1330			1342	1344			1400		1412
Esher (ESH) d						1318							1348					
Hersham (HER) d						1321							1351					
Walton-On-Thames (WAL) d		1307				1324			1337				1354			1407		
Weybridge (WYB) d		1311				1327			1341				1357			1411		
Byfleet & New Haw (BFN) d						1330							1400					
West Byfleet (WBY) d				1322		1333						1352	1403					1422
Woking (WOK) a	1315	1318	1323	1329	1333	1338		1345	1349	1354	1358	1359	1408	1412	1415	1418	1424	1429
Woking (WOK) d	1316	1319	1325	1330	1334			1346	1350	1355		1400		1413	1416	1419	1425	1430
Worplesdon (WPL) d														1418				
Guildford (GLD) a			1333							1402				1423			1432	
Brookwood (BKO) 3 d		1325		1336					1356				1406			1425		1436
Ash Vale (AHV) d				1344									1414					1444
Aldershot (AHT) d				1350									1420					1450
Farnham (FNH) d				1356									1426					1456
Bentley (BTY) d				1402														1502
Alton (AON) a				1410								1438						1510
Farnborough (Main) (FNB) d		1333			1344				1404								1433	
Fleet (FLE) d		1338			1350				1409								1438	
Winchfield (WNF) d		1344							1415								1444	
Hook (HOK) d		1348							1419								1448	
Basingstoke (BSK) a	1336	1358			1402		1347	1406	1429						1436	1458		




Operator Train ID Days of operation/Notes 1st Class/Reservations/Bus	SW 1T41 C □	SW 2F35 □	SW 1W69 M □	SW 1L41 J □	SW 2L41 □	SW 1P43 G □	SW 1W29 F □	SW 1A41 □	SW 2F37 □	SW 2P43 K □	SW 1L43 L □	SW 2L43 □	SW 1P45 G □	SW 1A43 □	SW 1T45 C □	SW 2F39 □	SW 1W71 M □	SW 1L45 J □
London Waterloo (WAT) 15 d	1409	1350	1405	1420	1412	1430	1435	1424	1420	1445	1450	1442	1500	1454	1509	1450	1505	1520
Vauxhall (VXH) d		1354							1424									1454
Clapham Junction (CLJ) 10 d		1359	1412u	1427u	1419u			1431u	1429	1452u	1457u			1501u		1459	1512u	1527u
Earlsfield (EAD) d		1402							1432									1502
Wimbledon (WIM) 6 d		1406							1436									1506
Surbiton (SUR) 6 d		1414			1430			1442	1444			1500		1512				1514
Esher (ESH) d		1418							1448									1518
Hersham (HER) d		1421							1451									1521
Walton-On-Thames (WAL) d		1424			1437				1454			1507						1524
Weybridge (WYB) d		1427			1441				1458			1511						1527
Byfleet & New Haw (BFN) d		1430							1501									1530
West Byfleet (WBY) d		1433						1452	1504					1522				1533
Woking (WOK) a	1433	1438		1445	1448	1454	1458	1459	1509	1512	1515	1518	1524	1529	1533	1538		1545
Woking (WOK) d	1434			1446	1449	1455		1500		1513	1516	1519	1525	1530	1534			1546
Worplesdon (WPL) d										1518								
Guildford (GLD) a						1502				1524			1532					
Brookwood (BKO) 3 d					1455			1506				1525		1536				
Ash Vale (AHV) d								1514						1544				
Aldershot (AHT) d								1520						1550				
Farnham (FNH) d								1526						1556				
Bentley (BTY) d														1602				
Alton (AON) a								1537						1610				
Farnborough (Main) (FNB) d	1444				1503							1533			1544			
Fleet (FLE) d	1450				1508							1538			1550			
Winchfield (WNF) d					1514							1544						
Hook (HOK) d					1518							1548						
Basingstoke (BSK) a	1502		1448	1506	1528						1535	1558			1602		1547	1606




NOTES (see introductory pages for explanation of train operator codes and standard symbols)

- a Arrival time
- d Departure time
- u Stops to pick up only
- C To Portsmouth Harbour, see table 154
- F To Weymouth, see table 154
- G To Portsmouth Harbour, see table 155
- J To Exeter St Davids, see table 153
- K To Portsmouth & Southsea, see table 155
- L To Salisbury, see table 153
- M To Weymouth/Poole, see table 154

London to Woking, Guildford, Aldershot, Farnham, Alton and Basingstoke

Saturdays

Operator Train ID Days of operation/Notes 1st Class/Reservations/Bus	SW	SW	SW	SW	SW	SW	SW	SW	SW	SW	SW	SW	SW	SW	SW	SW	SW	SW
	2L45	1P47	1W31	1A45	2F41	2P47	1L47	2L47	1P49	1A47	1T49	2F43	1W73	1L49	2L49	1P51	1W33	1A49
	□	□	□	□		□	□	□	□	□	□	□	□	□	□	□	□	□
London Waterloo (WAT)  15 d	1512	1530	1535	1524	1520	1545	1550	1542	1600	1554	1609	1550	1605	1620	1612	1630	1635	1624
Vauxhall (VXH)  d					1524							1554						
Clapham Junction (CLJ) 10 d	1519u			1531u	1529	1552u	1557u			1601u		1559	1612u	1627u	1619u			1631u
Earlsfield (EAD) d					1532							1602						
Wimbledon (WIM)  6 d					1536							1606						
Surbiton (SUR) 6 d	1530			1542	1544			1600		1612		1614		1630				1642
Esher (ESH) d					1548							1618						
Hersham (HER) d					1551							1621						
Walton-On-Thames (WAL) d	1537				1554			1607				1624		1637				
Weybridge (WYB) d	1541				1557			1611				1627		1641				
Byfleet & New Haw (BFN) d					1600							1630						
West Byfleet (WBY) d				1552	1603					1622		1633						1652
Woking (WOK) a	1548	1554	1558	1559	1608	1612	1615	1619	1624	1629	1633	1638		1645	1648	1654	1658	1659
Woking (WOK) d	1549	1555		1600		1613	1616	1620	1625	1630	1634			1646	1649	1655		1700
Worplesdon (WPL) d						1618												
Guildford (GLD) a		1602				1623			1632							1702		
Brookwood (BKO) 3 d	1555			1606				1626		1636					1655			1706
Ash Vale (AHV) d				1614						1644								1714
Aldershot (AHT) d				1620						1650								1720
Farnham (FNH) d				1626						1656								1726
Bentley (BTY) d										1702								1732
Alton (AON) a				1637						1710								1739
Farnborough (Main) (FNB) d	1603							1634			1644				1703			
Fleet (FLE) d	1608							1639			1650				1708			
Winchfield (WNF) d	1614							1645							1714			
Hook (HOK) d	1618							1649							1718			
Basingstoke (BSK) a	1628						1636	1658			1702		1647	1706	1729			

Operator Train ID Days of operation/Notes 1st Class/Reservations/Bus	SW	SW	SW	SW	SW	SW	SW	SW	SW	SW	SW	SW	SW	SW	SW	SW	SW	SW
	2F45	2P51	1L51	2L51	1P53	1A51	1T53	2F47	1W75	1L53	2L53	1P55	1W35	1A53	2F49	2P55	1V55	2L55
	□	□	□	□	□	□	□	□	□	□	□	□	□	□	□	□	□	□
London Waterloo (WAT)  15 d	1620	1645	1650	1642	1700	1654	1709	1650	1705	1720	1712	1730	1735	1724	1720	1745	1750	1742
Vauxhall (VXH)  d	1624							1654							1724			
Clapham Junction (CLJ) 10 d	1629	1652u	1657u			1701u		1659	1712u	1727u	1719u			1731u	1729	1752u	1757u	
Earlsfield (EAD) d	1632							1702							1732			
Wimbledon (WIM)  6 d	1636							1706							1736			
Surbiton (SUR) 6 d	1644			1700		1712		1714		1730				1742	1744			1800
Esher (ESH) d	1648							1718							1748			
Hersham (HER) d	1651							1721							1751			
Walton-On-Thames (WAL) d	1654			1707				1724		1737					1754			1807
Weybridge (WYB) d	1657			1711				1727		1741					1757			1811
Byfleet & New Haw (BFN) d	1700							1730							1800			
West Byfleet (WBY) d	1703					1722		1733						1752	1803			
Woking (WOK) a	1708	1712	1715	1718	1724	1729	1733	1738		1745	1748	1754	1758	1759	1808	1812	1815	1818
Woking (WOK) d		1713	1716	1719	1725	1730	1734			1746	1749	1755		1800		1813	1816	1819
Worplesdon (WPL) d		1718														1818		
Guildford (GLD) a		1723			1732							1802				1823		
Brookwood (BKO) 3 d				1725		1736					1755			1806				1825
Ash Vale (AHV) d						1744								1814				
Aldershot (AHT) d						1750								1820				
Farnham (FNH) d						1756								1826				
Bentley (BTY) d						1802								1832				
Alton (AON) a						1810								1839				
Farnborough (Main) (FNB) d				1733				1744				1803						1833
Fleet (FLE) d				1738				1750				1808						1838
Winchfield (WNF) d				1744								1814						1844
Hook (HOK) d				1748								1818						1848
Basingstoke (BSK) a			1736	1758				1802		1748	1806	1828					1836	1858

NOTES (see introductory pages for explanation of train operator codes and standard symbols)

- a Arrival time
- d Departure time
- u Stops to pick up only
- B To Yeovil Junction, see table 153
- C To Portsmouth Harbour, see table 154
- F To Weymouth, see table 154
- G To Portsmouth Harbour, see table 155
- J To Exeter St Davids, see table 153
- K To Portsmouth & Southsea, see table 155
- L To Salisbury, see table 153
- M To Weymouth/Poole, see table 154

London to Woking, Guildford, Aldershot, Farnham, Alton and Basingstoke

Saturdays

Operator Train ID Days of operation/Notes 1st Class/Reservations/Bus	SW 1P57 G	SW 1A55 I	SW 1T57 C	SW 2F51	SW 1W77 M	SW 1L57 J	SW 2L57 I	SW 1P59 G	SW 1W37 F	SW 1A57 I	SW 2F53	SW 2P59 K	SW 1L59 L	SW 2L59 I	SW 1P61 G	SW 1A59 I	SW 1T61 C	SW 2F55
London Waterloo (WAT) d	1800	1754	1809	1750	1805	1820	1812	1830	1835	1824	1820	1845	1850	1842	1900	1854	1909	1850
Vauxhall (VXH) d				1754							1824							1854
Clapham Junction (CLJ) d		1801u		1759	1812u	1827u	1819u			1831u	1829	1852u	1857u			1901u		1859
Earlsfield (EAD) d				1802							1832							1902
Wimbledon (WIM) d				1806							1836							1906
Surbiton (SUR) d		1812		1814			1830			1842	1844			1900		1912		1914
Esher (ESH) d				1818							1848							1918
Hersham (HER) d				1821							1851							1921
Walton-On-Thames (WAL) d				1824			1837				1854			1907				1924
Weybridge (WYB) d				1827			1841				1857			1911				1927
Byfleet & New Haw (BFN) d				1830							1900							1930
West Byfleet (WBY) d		1822		1833						1852	1903					1922		1933
Woking (WOK) a	1824	1829	1833	1838		1845	1848	1854	1859	1859	1908	1912	1915	1918	1924	1929	1933	1938
Woking (WOK) d	1825	1830	1834			1846	1849	1855		1900		1913	1916	1919	1925	1930	1934	
Worplesdon (WPL) d												1918						
Guildford (GLD) a	1832							1902				1923			1932			
Brookwood (BKO) d		1836					1855			1906				1925			1936	
Ash Vale (AHV) d		1844								1914							1944	
Aldershot (AHT) d		1850								1920							1950	
Farnham (FNH) d		1856								1926							1956	
Bentley (BTY) d		1902								1932							2002	
Alton (AON) a		1910								1939							2010	
Farnborough (Main) (FNB) d			1844				1903							1933			1944	
Fleet (FLE) d			1850				1908							1938			1950	
Winchfield (WNF) d							1914							1944				
Hook (HOK) d							1918							1948				
Basingstoke (BSK) a			1902		1848	1906	1928						1936	1958			2002	

Operator Train ID Days of operation/Notes 1st Class/Reservations/Bus	SW 1W79 M	SW 1L61 J	SW 2L61 I	SW 1P63 G	SW 1W81 F	SW 1A61 I	SW 2F57	SW 2P63 K	SW 1L63 L	SW 2L63 I	SW 1P65 G	SW 1A63 I	SW 1T65 C	SW 2F59	SW 1B65 R	SW 1L65 S	SW 2L65 I	SW 1P67 G
London Waterloo (WAT) d	1905	1920	1912	1930	1935	1924	1920	1945	1950	1942	2000	1954	2009	1950	2005	2020	2012	2030
Vauxhall (VXH) d							1924							1954				
Clapham Junction (CLJ) d	1912u	1927u	1919u			1931u	1929	1952u	1957u			2001u		1959	2012u	2027u	2019u	
Earlsfield (EAD) d							1932							2002				
Wimbledon (WIM) d							1936							2006				
Surbiton (SUR) d			1930		1942		1944			2000		2012		2014			2030	
Esher (ESH) d							1948							2018				
Hersham (HER) d							1951							2021				
Walton-On-Thames (WAL) d			1937				1954			2007				2024			2037	
Weybridge (WYB) d			1941				1957			2011				2027			2041	
Byfleet & New Haw (BFN) d							2000							2030				
West Byfleet (WBY) d						1952	2003					2022		2033				
Woking (WOK) a		1945	1948	1954	1958	1959	2008	2012	2015	2018	2024	2029	2033	2038		2045	2048	2054
Woking (WOK) d		1946	1949	1955		2000		2013	2016	2019	2025	2030	2034			2046	2049	2055
Worplesdon (WPL) d								2018										
Guildford (GLD) a				2002				2023			2032							2102
Brookwood (BKO) d			1955			2006				2025		2036					2055	
Ash Vale (AHV) d						2014						2044						
Aldershot (AHT) d						2020						2050						
Farnham (FNH) d						2026						2056						
Bentley (BTY) d						2032						2102						
Alton (AON) a						2039						2110						
Farnborough (Main) (FNB) d			2003							2033			2044				2103	
Fleet (FLE) d			2008							2038			2050				2108	
Winchfield (WNF) d			2014							2044							2114	
Hook (HOK) d			2018							2048							2118	
Basingstoke (BSK) a	1948	2006	2028						2036	2058			2102		2047	2106	2128	

NOTES (see introductory pages for explanation of train operator codes and standard symbols)

- a Arrival time
- d Departure time
- u Stops to pick up only
- C To Portsmouth Harbour, see table 154
- F To Weymouth, see table 154
- G To Portsmouth Harbour, see table 155
- J To Exeter St Davids, see table 153
- K To Portsmouth & Southsea, see table 155
- L To Salisbury, see table 153
- M To Weymouth/Poole, see table 154
- R To Poole, see table 154
- S To Honiton, see table 153

London to Woking, Guildford, Aldershot, Farnham, Alton and Basingstoke

Saturdays

Operator Train ID Days of operation/Notes 1st Class/Reservations/Bus	SW 1A65 F	SW 1W83 F	SW 2F61	SW 2P67 G	SW 1L67 L	SW 2L67	SW 1P69 G	SW 1A67	SW 1T69 C	SW 2F63	SW 1B69 R	SW 1L69 B	SW 2L69	SW 1P71 G	SW 1W85 F	SW 1A69 P	SW 1A69 Q	SW 2F65
London Waterloo (WAT) 15 d	2024	2035	2020	2045	2050	2042	2100	2054	2109	2050	2105	2120	2112	2130	2135	2124	2124	2120
Vauxhall (VXH) d			2024							2054								2124
Clapham Junction (CLJ) 10 d	2031u		2029	2052u	2057u			2101u		2059	2112u	2127u	2119u			2131u	2131u	2129
Earlsfield (EAD) d			2032							2102								2132
Wimbledon (WIM) 6 d			2036							2106								2136
Surbiton (SUR) 6 d	2042		2044			2100		2112		2114			2130			2142	2142	2144
Esher (ESH) d			2048							2118								2148
Hersham (HER) d			2051							2121								2151
Walton-On-Thames (WAL) d			2054			2107				2124			2137					2154
Weybridge (WYB) d			2057			2111				2127			2141					2157
Byfleet & New Haw (BFN) d			2100							2130								2200
West Byfleet (WBY) d	2052		2103					2122		2133						2152	2152	2203
Woking (WOK) a	2059	2100	2108	2112	2115	2118	2124	2129	2133	2138		2145	2148	2154	2158	2159	2159	2208
Woking (WOK) d	2100			2113	2116	2119	2125	2130	2134			2146	2149	2155		2200	2200	
Worplesdon (WPL) d				2118														
Guildford (GLD) a				2123				2132						2202				
Brookwood (BKO) 3 d	2106					2125		2136					2155			2206	2206	
Ash Vale (AHV) d	2114							2144								2214	2214	
Aldershot (AHT) d	2120							2150								2220	2220	
Farnham (FNH) d	2126							2156								2226	2226	
Bentley (BTY) d	2132							2202								2232	2233	
Alton (AON) a	2139							2210								2239	2259	
Farnborough (Main) (FNB) d						2133			2144				2203					
Fleet (FLE) d						2138			2150				2208					
Winchfield (WNF) d						2144							2214					
Hook (HOK) d						2148							2218					
Basingstoke (BSK) a				2136	2158				2202		2147	2206	2225					

Operator Train ID Days of operation/Notes 1st Class/Reservations/Bus	SW 2P71 G	SW 2L71	SW 1P73 G	SW 1A71	SW 1T73 C	SW 2F67	SW 1B73 R	SW 1L73 L	SW 2L73	SW 1P75 G	SW 1B75 R	SW 1A73	SW 2F69	SW 2P75 K	SW 1L75 L	SW 2L75	SW 2F99	SW 1P77 G
London Waterloo (WAT) 15 d	2145	2142	2200	2154	2209	2150	2205	2220	2212	2230	2235	2224	2220	2245	2250	2242		2300
Vauxhall (VXH) d						2154							2224					
Clapham Junction (CLJ) 10 d	2152u			2201u		2159	2212u	2227u	2219u			2231u	2229	2252u	2257u	2249u		2307u
Earlsfield (EAD) d						2202							2232					
Wimbledon (WIM) 6 d						2206							2236					
Surbiton (SUR) 6 d		2200		2212		2214			2230			2242	2245		2300			
Esher (ESH) d						2218							2249					
Hersham (HER) d						2221							2252					
Walton-On-Thames (WAL) d		2207				2224			2237				2254			2307		
Weybridge (WYB) d		2211				2227			2241				2258		2311			
Byfleet & New Haw (BFN) d						2230							2300					
West Byfleet (WBY) d				2222		2233						2252	2303					
Woking (WOK) a	2212	2218	2224	2229	2233	2238		2245	2248	2254	2259	2259	2308	2312	2315	2318		2326
Woking (WOK) d	2213	2219	2225	2230	2234			2247	2249	2255		2300		2313	2316	2319	2322	2327
Worplesdon (WPL) d	2218													2318				
Guildford (GLD) a	2223		2232							2303				2323			2330	2334
Brookwood (BKO) 3 d		2225		2236					2255			2306				2325		
Ash Vale (AHV) d				2244								2314						
Aldershot (AHT) d				2250								2320						
Farnham (FNH) d				2256								2326						
Bentley (BTY) d				2302								2333						
Alton (AON) a				2310								2340						
Farnborough (Main) (FNB) d		2233			2244				2303								2333	
Fleet (FLE) d		2238			2250				2308								2338	
Winchfield (WNF) d		2244							2314								2344	
Hook (HOK) d		2248							2318								2348	
Basingstoke (BSK) a		2258			2302		2247	2307	2326					2339	2355			

NOTES (see introductory pages for explanation of train operator codes and standard symbols)

- a Arrival time
- d Departure time
- u Stops to pick up only
- B To Yeovil Junction, see table 153
- C To Portsmouth Harbour, see table 154
- F To Weymouth, see table 154
- G To Portsmouth Harbour, see table 155
- K To Portsmouth & Southsea, see table 155
- L To Salisbury, see table 153
- P Runs until 9 September
- Q Runs from 16 September
- R To Poole, see table 154

London to Woking, Guildford, Aldershot, Farnham, Alton and Basingstoke

Saturdays

Operator Train ID Days of operation/Notes 1st Class/Reservations/Bus	SW 1A75 I	SW 1B77 R I	SW 2F71	SW 1P79 G I	SW 2L77 I	SW 1A77 I	SW 2B77 E I	SW 1L79 L I	SW 2F73 I	SW 2P79 K I	SW 2L79 I	SW 1A79 I	SW 1B81 SUM A I	SW 2F75 I	SW 1A03 SUM I	SW 1S77 U I	SW 2L81 SUM I	SW 1F81 SUM I
London Waterloo (WAT) 15 d	2254	2305	2250	2315	2312	2324	2335	2339	2320	2345	2342	2355	0010	2350		2322	0014	0016
Vauxhall (VXH) d			2254						2324					2354		2326		
Clapham Junction (CLJ) 10 d	2301u	2312u	2259	2323u	2319u	2331u	2342u	2346u	2329	2352u	2349u	0002u	0017u	2359		2332	0021u	0025u
Earlsfield (EAD) d			2302						2332					0002				
Wimbledon (WIM) 6 d			2306						2336				0023u	0006				
Surbiton (SUR) 6 d	2312		2314		2338	2342			2344		2359	0013		0015			0033	
Esher (ESH) d			2318						2348					0019				
Hersham (HER) d			2321						2351					0022				
Walton-On-Thames (WAL) d			2324		2345				2354		0007			0025			0040	
Weybridge (WYB) d			2327		2349				2357		0011			0028			0044	
Byfleet & New Haw (BFN) d			2330						2359					0031		0038		
West Byfleet (WBY) d	2322		2333			2355			0003			0022		0034		0041		
Woking (WOK) a	2329	2331	2339	2342	2355	2359	0001	0006	0007	0012	0018	0026	0039	0042		0049	0052	0052
Woking (WOK) d	2330	2332		2344	2357	0001	0003	0008		0014	0019	0028	0040		0044		0053	0055
Worplesdon (WPL) d										0019								
Guildford (GLD) a				2351						0024								0104
Brookwood (BKO) 3 d	2335				0003	0007					0025	0034			0051		0059	
Ash Vale (AHV) d	2344					0015						0042			0059			
Aldershot (AHT) d	2352					0020						0047			0104			
Farnham (FNH) d	2358					0026						0053			0110			
Bentley (BTY) d	0005					0033						0100						
Alton (AON) a	0012					0040						0107			0121			
Farnborough (Main) (FNB) d					0010		0014				0033						0107	
Fleet (FLE) d					0016		0020				0038						0112	
Winchfield (WNF) d					0021						0043s						0117s	
Hook (HOK) d					0026						0048s						0122s	
Basingstoke (BSK) a		2351			0033		0033	0028			0057		0058				0131	








Operator Train ID Days of operation/Notes 1st Class/Reservations/Bus	SW 2F77 SUM	SW 1F83 SUM	SW 2F79 SUM	SW 1B01 SUM E I
London Waterloo (WAT) 15 d	0020	0040	0037	0105
Vauxhall (VXH) d	0024	0045	0042	0109
Clapham Junction (CLJ) 10 d	0029	0051	0049	0115
Earlsfield (EAD) d	0032		0052s	
Wimbledon (WIM) 6 d	0036		0058	0127s
Surbiton (SUR) 6 d	0044		0110s	0135s
Esher (ESH) d	0048s			
Hersham (HER) d	0051s			
Walton-On-Thames (WAL) d	0053s			
Weybridge (WYB) d	0057s			
Byfleet & New Haw (BFN) d	0100s			
West Byfleet (WBY) d	0103s		0121s	
Woking (WOK) a	0108	0115	0126	0148
Woking (WOK) d		0116		0149
Worplesdon (WPL) d				
Guildford (GLD) a		0124		
Brookwood (BKO) 3 d				
Ash Vale (AHV) d				
Aldershot (AHT) d				
Farnham (FNH) d				
Bentley (BTY) d				
Alton (AON) a				
Farnborough (Main) (FNB) d				0158s
Fleet (FLE) d				0204s
Winchfield (WNF) d				
Hook (HOK) d				
Basingstoke (BSK) a				0216








NOTES (see introductory pages for explanation of train operator codes and standard symbols)

- a Arrival time
- d Departure time
- s Stops to set down only
- u Stops to pick up only
- A To Bournemouth, see table 154
- E To Southampton Central, see table 154
- G To Portsmouth Harbour, see table 155
- K To Portsmouth & Southsea, see table 155
- L To Salisbury, see table 153
- R To Poole, see table 154
- T Also calls at Raynes Park 0101, New Malden 0104 and Berrylands 0106
- U Also calls at Queenstown Rd.(Battersea) 2329, Wandsworth Town 2335, Putney 2338, Barnes 2342, Barnes Bridge 2344, Chiswick 2347, Kew Bridge 2350, Brentford 2353, Syon Lane 2355, Isleworth 2357, Hounslow 0002, Feltham 0008, Ashford (Surrey) 0012, Staines 0016, Egham 0021, Virginia Water 0025, Chertsey 0031 and Addlestone 0034
- SUM Sunday mornings

London to Woking, Guildford, Aldershot, Farnham, Alton and Basingstoke

Sundays

Operator Train ID Days of operation/Notes 1st Class/Reservations/Bus	SW 1A75	SW 2L77	SW 1A77	SW 2B77 A	SW 1L79 B	SW 2F73	SW 2P79 C	SW 2L79	SW 1A79	SW 1B81 D	SW 2F75	SW 1A03	SW 1S77	SW 2L81	SW 1F81	SW 2F77	SW 1F83	SW 2F79 E
	□	□	□	□	□	□	□	□	□	□	□	□	□	□	□	□	□	□
London Waterloo (WAT)  d										0010				0014	0016	0020	0040	0037
Vauxhall (VXH)  d																0024	0045	0042
Clapham Junction (CLJ)  d									0002u	0017u				0021u	0025u	0029	0051	0049
Earlsfield (EAD) d											0002					0032		0052s
Wimbledon (WIM)   d										0023u	0006					0036		0058
Surbiton (SUR)  d									0013		0015			0033		0044		0110s
Esher (ESH) d											0019					0048s		
Hersham (HER) d											0022					0051s		
Walton-On-Thames (WAL) d								0007			0025			0040		0053s		
Weybridge (WYB) d								0011			0028			0044		0057s		
Byfleet & New Haw (BFN) d											0031		0038			0100s		
West Byfleet (WBY) d						0003			0022		0034		0041			0103s		0121s
Woking (WOK) a						0007		0018	0026	0039	0042		0049	0052	0052	0108	0115	0126
Woking (WOK) d			0001	0003	0008		0014	0019	0028	0040			0044		0053	0055		0116
Worplesdon (WPL) d							0019											
Guildford (GLD) a							0024								0104			0124
Brookwood (BKO)  d		0003	0007					0025	0034				0051	0059				
Ash Vale (AHV) d			0015						0042				0059					
Aldershot (AHT) d			0020						0047				0104					
Farnham (FNH) d			0026						0053				0110					
Bentley (BTY) d	0005		0033						0100									
Alton (AON) a	0012		0040						0107				0121					
Farnborough (Main) (FNB) d		0010		0014				0033						0107				
Fleet (FLE) d		0016		0020				0038						0112				
Winchfield (WNF) d		0021						0043s						0117s				
Hook (HOK) d		0026						0048s						0122s				
Basingstoke (BSK) a		0033		0033	0028			0057		0058				0131				

Operator Train ID Days of operation/Notes 1st Class/Reservations/Bus	SW 1B01 A	SW 2P13 F	SW 2L13	SW 2A13	SW 2F09	SW 2Y11	SW 1B15 G	SW 2F11	SW 2P17 F	SW 2F11	SW 2L17	SW 2A17	SW 1L17 H	SW 2F13	SW 1P19 F	SW 2F13	SW 1W19 J	SW 1S15
	□	□	□	□	□	□	□	□	□	□	□	□	□	□	□	□	□	□
London Waterloo (WAT)  d	0105				0710	0700	0753	0740	0800				0807	0815	0830			0835
Vauxhall (VXH)  d	0109				0714	0704		0744						0814				
Clapham Junction (CLJ)  d	0115				0719	0710	0803u	0749	0809u				0815	0823u	0819	0839u		0845u
Earlsfield (EAD) d					0722			0752						0822				
Wimbledon (WIM)   d	0127s				0726			0756					0822	0826				
Surbiton (SUR)  d	0135s				0735			0805					0830	0835				
Esher (ESH) d					0739			0809						0839				
Hersham (HER) d					0742			0812						0842				
Walton-On-Thames (WAL) d					0745			0815						0845				
Weybridge (WYB) d					0749			0819						0849				
Byfleet & New Haw (BFN) d					0751	0802		0821						0851				0902
West Byfleet (WBY) d					0754	0805		0824						0854				0905
Woking (WOK) a	0148				0759	0811	0826	0829	0832	←		0842	0845	0859	0901	←	0906	0911
Woking (WOK) d	0149	0732	0746	0749	0805		0828	0835	0833	0835	0846	0849	0846	0905	0902	0905	0907	
Worplesdon (WPL) d								←	0840	0840				→				
Guildford (GLD) a		0740			0814				0840	0846					0910	0914		
Brookwood (BKO)  d			0751	0755							0851	0855						
Ash Vale (AHV) d				0803								0903						
Aldershot (AHT) d				0808								0908						
Farnham (FNH) d				0814								0914						
Bentley (BTY) d				0824c								0924c						
Alton (AON) a				0831								0931						
Farnborough (Main) (FNB) d	0158s		0759								0859							
Fleet (FLE) d	0204s		0804								0904							
Winchfield (WNF) d			0810								0910							
Hook (HOK) d			0814								0914							
Basingstoke (BSK) a	0216		0821				0846				0921		0905				0926	

NOTES (see introductory pages for explanation of train operator codes and standard symbols)

- a Arrival time
- d Departure time
- s Stops to set down only
- u Stops to pick up only
- c Arrives 4 minutes earlier
- A To Southampton Central, see table 154
- B To Salisbury, see table 153
- C To Portsmouth & Southsea, see table 155
- D To Bournemouth, see table 154
- E Also calls at Raynes Park 0101, New Malden 0104 and Berrylands 0106
- F To Portsmouth Harbour, see table 155
- G To Poole/Portsmouth Harbour, see table 154
- H To Exeter St Davids, see table 153
- J To Weymouth, see table 154

London to Woking, Guildford, Aldershot, Farnham, Alton and Basingstoke

Sundays

Operator Train ID Days of operation/Notes 1st Class/Reservations/Bus	SW	SW	SW	SW	SW	SW	SW	SW	SW	SW	SW	SW	SW	SW	SW	SW	SW	
	1B19	2F15	2P21	2F15	2L21	2A21	1L21	2F17	1P23	2F17	1W23	1S19	1B23	2F19	2P25	2F19	2L25	2A25
	G		F				H		F		J		G		F			
	□		□		□	□	□		□		□		□		□		□	□
London Waterloo (WAT) d	0853	0840	0900		0905	0915	0910	0930		0935	0849	0953	0940	1000			1007	
Vauxhall (VXH) d		0844					0914					0853	0944					
Clapham Junction (CLJ) d	0903u	0849	0909u		0915	0924u	0919	0939u		0945u	0900	1003u	0949	1009u			1015	
Earlsfield (EAD) d		0852					0922						0952					
Wimbledon (WIM) d		0856			0922		0926						0956				1022	
Surbiton (SUR) d		0905			0930		0935						1005				1030	
Esher (ESH) d		0909					0939						1009					
Hersham (HER) d		0912					0942						1012					
Walton-On-Thames (WAL) d		0915					0945						1015					
Weybridge (WYB) d		0919					0949						1019					
Byfleet & New Haw (BFN) d		0921					0951				1002		1021					
West Byfleet (WBY) d		0924					0954				1005		1024					
Woking (WOK) a	0926	0929	0932	←	0942	0945	0959	1001	←	1006	1011	1026	1029	1032	←		1042	
Woking (WOK) d	0928	0936	0933	0936	0946	0949	0946	1005	1002	1005	1007		1028	1036	1033	1036	1046	1049
Worplesdon (WPL) d		←		0940				←						←		1040		
Guildford (GLD) a			0940	0946					1010	1014					1040	1046		
Brookwood (BKO) d					0951	0955											1051	1055
Ash Vale (AHV) d						1003												1103
Aldershot (AHT) d						1008												1108
Farnham (FNH) d						1014												1114
Bentley (BTY) d						1024c												1124c
Alton (AON) a						1031												1131
Farnborough (Main) (FNB) d					0959													1059
Fleet (FLE) d					1004													1104
Winchfield (WNF) d					1010													1110
Hook (HOK) d					1014													1114
Basingstoke (BSK) a	0946				1024		1006				1026		1046					1121

Operator Train ID Days of operation/Notes 1st Class/Reservations/Bus	SW	SW	SW	SW	SW	SW	SW	SW	SW	SW	SW	SW	SW	SW	SW	SW	SW	
	1L25	2F21	1P27	2F21	1W27	1S23	1B27	2F23	2P29	2F23	2L29	2A29	1L29	2F25	1P31	2F25	1W31	1S27
	H		F		J		G		F				H		F		J	
	□		□		□		□		□		□	□	□		□		□	
London Waterloo (WAT) d	1015	1010	1030		1035	0949	1054	1040	1100			1107	1115	1110	1130		1135	1050
Vauxhall (VXH) d		1014				0953	1044							1114				1054
Clapham Junction (CLJ) d	1023u	1019	1039u		1045u	1000	1103u	1049	1109u			1115	1123u	1119	1139u		1145u	1100
Earlsfield (EAD) d		1022						1053						1123				
Wimbledon (WIM) d		1026						1057			1122			1127				
Surbiton (SUR) d		1035						1105			1130			1135				
Esher (ESH) d		1039						1109						1139				
Hersham (HER) d		1042						1112						1142				
Walton-On-Thames (WAL) d		1045						1115						1145				
Weybridge (WYB) d		1049						1119						1149				
Byfleet & New Haw (BFN) d		1051				1102		1121						1151				1202
West Byfleet (WBY) d		1054				1105		1124						1154				1205
Woking (WOK) a	1045	1059	1101	←	1106	1111	1126	1129	1132	←		1142	1145	1159	1201	←	1206	1211
Woking (WOK) d	1046	1105	1102	1105	1107		1128	1135	1133	1135	1146	1149	1146	1205	1202	1205	1207	
Worplesdon (WPL) d		←						←		1139				←				
Guildford (GLD) a			1110	1114					1140	1146					1210	1214		
Brookwood (BKO) d											1151	1155						
Ash Vale (AHV) d												1203						
Aldershot (AHT) d												1208						
Farnham (FNH) d												1214						
Bentley (BTY) d												1224c						
Alton (AON) a												1231						
Farnborough (Main) (FNB) d											1159							
Fleet (FLE) d											1204							
Winchfield (WNF) d											1210							
Hook (HOK) d											1214							
Basingstoke (BSK) a	1105				1126		1146				1221		1205				1226	

NOTES (see introductory pages for explanation of train operator codes and standard symbols)

- a Arrival time
- d Departure time
- u Stops to pick up only
- c Arrives 4 minutes earlier
- F To Portsmouth Harbour, see table 155
- G To Poole/Portsmouth Harbour, see table 154
- H To Exeter St Davids, see table 153
- J To Weymouth, see table 154

London to Woking, Guildford, Aldershot, Farnham, Alton and Basingstoke

Sundays

Operator Train ID Days of operation/Notes 1st Class/Reservations/Bus	SW 1B31 G F	SW 2F27 F F	SW 2P33 F F	SW 2F27 F F	SW 2L33 F F	SW 2A33 F F	SW 1L33 H F	SW 2F29 F F	SW 1P35 F F	SW 2F29 F F	SW 1W35 J F	SW 1S31 F F	SW 1B35 G F	SW 2F31 F F	SW 2P37 F F	SW 2F31 F F	SW 2A37 F F	SW 2L37 F F
London Waterloo (WAT) 15 d	1154	1140	1200		1207	1215	1210	1230		1235	1150	1254	1240	1300			1307	
Vauxhall (VXH) d		1144					1214				1154		1244					
Clapham Junction (CLJ) 10 d	1203u	1149	1209u		1215	1223u	1219	1239u		1242u	1200	1303u	1249	1309u			1315	
Earlsfield (EAD) d		1153					1223						1252					
Wimbledon (WIM) 6 d		1157			1222		1227						1256				1322	
Surbiton (SUR) 6 d		1205			1230		1235						1305				1330	
Esher (ESH) d		1209					1239						1309					
Hersham (HER) d		1212					1242						1312					
Walton-On-Thames (WAL) d		1215					1245						1315					
Weybridge (WYB) d		1219					1249						1319					
Byfleet & New Haw (BFN) d		1221					1251				1302		1321					
West Byfleet (WBY) d		1224					1254				1305		1324					
Woking (WOK) a	1226	1229	1232	←	1242	1245	1259	1301	←	1306	1311	1326	1329	1332	←		1342	
Woking (WOK) d	1228	1235	1233	1235	1246	1249	1246	1305	1302	1305	1307		1328	1335	1333	1335	1349	1346
Worplesdon (WPL) d		←		1239				←					←					
Guildford (GLD) a			1240	1246				1310	1314					1340	1346			
Brookwood (BKO) 3 d					1251	1255											1355	1351
Ash Vale (AHV) d						1303											1403	
Aldershot (AHT) d						1308											1408	
Farnham (FNH) d						1314											1414	
Bentley (BTY) d						1324c											1424c	
Alton (AON) a						1331											1431	
Farnborough (Main) (FNB) d					1259													1359
Fleet (FLE) d					1304													1404
Winchfield (WNF) d					1310													1410
Hook (HOK) d					1314													1414
Basingstoke (BSK) a	1246				1321		1305				1326		1346					1421

Operator Train ID Days of operation/Notes 1st Class/Reservations/Bus	SW 1L37 H F	SW 2F33 F F	SW 1P39 F F	SW 2F33 F F	SW 1W39 J F	SW 1S35 F F	SW 1B39 G F	SW 2F35 F F	SW 2P41 F F	SW 2F35 F F	SW 2L41 F F	SW 2A41 F F	SW 1L41 H F	SW 2F37 F F	SW 1P43 F F	SW 2F37 F F	SW 1W43 J F	SW 1S39 F F
London Waterloo (WAT) 15 d	1315	1310	1330		1335	1250	1354	1340			1407	1415	1410	1430			1435	1350
Vauxhall (VXH) d		1314				1254	1344						1414					1354
Clapham Junction (CLJ) 10 d	1323u	1319	1339u		1342u	1300	1403u	1349	1409u		1415	1423u	1419	1439u			1442u	1400
Earlsfield (EAD) d		1322					1352						1422					
Wimbledon (WIM) 6 d		1326					1356				1422		1426					
Surbiton (SUR) 6 d		1335					1405				1430		1435					
Esher (ESH) d		1339					1409						1439					
Hersham (HER) d		1342					1412						1442					
Walton-On-Thames (WAL) d		1345					1415						1445					
Weybridge (WYB) d		1349					1419						1449					
Byfleet & New Haw (BFN) d		1351				1402	1421						1451					1502
West Byfleet (WBY) d		1354				1405	1424						1454					1505
Woking (WOK) a	1344	1359	1401	←	1406	1411	1426	1429	1431	←	1442	1445	1459	1501	←		1506	1511
Woking (WOK) d	1345	1405	1402	1405	1407		1428	1435	1432	1435	1446	1449	1446	1505	1502	1505	1507	
Worplesdon (WPL) d		←						←		1439			←					
Guildford (GLD) a			1410	1414					1440	1446				1510	1514			
Brookwood (BKO) 3 d											1451	1455						
Ash Vale (AHV) d												1503						
Aldershot (AHT) d												1508						
Farnham (FNH) d												1514						
Bentley (BTY) d												1524c						
Alton (AON) a												1531						
Farnborough (Main) (FNB) d											1459							
Fleet (FLE) d											1504							
Winchfield (WNF) d											1510							
Hook (HOK) d											1514							
Basingstoke (BSK) a	1404				1426		1446				1521		1505					1526

NOTES (see introductory pages for explanation of train operator codes and standard symbols)

- a Arrival time
- d Departure time
- u Stops to pick up only
- c Arrives 4 minutes earlier
- F To Portsmouth Harbour, see table 155
- G To Poole/Portsmouth Harbour, see table 154
- H To Exeter St Davids, see table 153
- J To Weymouth, see table 154

London to Woking, Guildford, Aldershot, Farnham, Alton and Basingstoke

Sundays

Operator Train ID Days of operation/Notes 1st Class/Reservations/Bus	SW	SW	SW	SW	SW	SW	SW	SW	SW	SW	SW	SW	SW	SW	SW	SW	SW	SW
	1B43	2F39	2P45	2F39	2L45	2A45	1L45	2F41	1P47	2F41	1W47	1S43	1T47	2L47	2A47	2F43	2P49	2F43
	G		F				H		F		J		M				F	
London Waterloo (WAT) d	1454	1440	1500		1507	1520	1510	1530		1535	1450	1550		1537	1540	1600		
Vauxhall (VXH) d		1444					1514				1454				1544			
Clapham Junction (CLJ) d	1503u	1449	1509u		1515	1527u	1519	1539u		1542u	1500	1558u		1546	1549	1609u		
Earlsfield (EAD) d		1452					1522								1552			
Wimbledon (WIM) d		1456			1522		1526							1553	1556			
Surbiton (SUR) d		1504			1530		1535							1602	1605			
Esher (ESH) d		1509					1539								1609			
Hersham (HER) d		1512					1542								1612			
Walton-On-Thames (WAL) d		1515					1545							1609	1615			
Weybridge (WYB) d		1519					1549							1613	1619			
Byfleet & New Haw (BFN) d		1521					1551				1602				1621			
West Byfleet (WBY) d		1524					1554				1605				1624			
Woking (WOK) a	1526	1529	1531	←	1542	1545	1559	1601	←	1606	1611	1619	1619	1629	1631	←		
Woking (WOK) d	1528	1535	1532	1535	1546	1549	1546	1605	1602	1605	1607		1621	1623	1626	1635	1632	1635
Worplesdon (WPL) d		←		1539				←										1639
Guildford (GLD) a			1540	1546				1610	1615							1640		1649
Brookwood (BKO) d					1551	1555								1628	1632			
Ash Vale (AHV) d						1603									1641			
Aldershot (AHT) d						1608									1646			
Farnham (FNH) d						1614									1655c			
Bentley (BTY) d						1624c												
Alton (AON) a						1631									1706			
Farnborough (Main) (FNB) d					1559								1632	1636				
Fleet (FLE) d					1604									1642				
Winchfield (WNF) d					1610													
Hook (HOK) d					1614													
Basingstoke (BSK) a	1546				1621	1605					1626		1646	1654				

Operator Train ID Days of operation/Notes 1st Class/Reservations/Bus	SW	SW	SW	SW	SW	SW	SW	SW	SW	SW	SW	SW	SW	SW	SW	SW	SW	SW
	1B47	2L49	2A49	1L49	2F45	1P51	2F45	1W51	1S47	1T51	2L51	2A51	2F47	2P53	2F47	1B51	2A53	2L53
	K			H		F		J		M				F		K		
London Waterloo (WAT) d	1605	1607	1620	1610	1630		1635	1550	1650	1637	1640	1700		1705	1707			
Vauxhall (VXH) d				1614				1554			1644							
Clapham Junction (CLJ) d	1612u	1616	1627u	1619	1639u		1642u	1600	1658u	1646	1649	1709u		1712u	1716			
Earlsfield (EAD) d				1622							1652							
Wimbledon (WIM) d		1622		1626						1653	1656				1722			
Surbiton (SUR) d		1630		1635						1702	1705				1730			
Esher (ESH) d				1639							1709							
Hersham (HER) d				1642							1712							
Walton-On-Thames (WAL) d				1645						1709	1715							
Weybridge (WYB) d				1649						1713	1719							
Byfleet & New Haw (BFN) d				1651				1702			1721							
West Byfleet (WBY) d				1654				1705			1724							
Woking (WOK) a	1636	1642	1645	1659	1701	←	1706	1711	1719	1719	1729	1731	←	1736	1742			
Woking (WOK) d	1637	1646	1649	1646	1705	→	1707		1721	1723	1726	1735	→	1737	1749	1746		
Worplesdon (WPL) d													1740	1739				
Guildford (GLD) a							1710	1715						1746				
Brookwood (BKO) d		1651	1655								1728	1732				1755	1751	
Ash Vale (AHV) d			1703									1741				1803		
Aldershot (AHT) d			1708									1746				1808		
Farnham (FNH) d			1714									1755c				1814		
Bentley (BTY) d			1724c													1824c		
Alton (AON) a			1731									1806				1831		
Farnborough (Main) (FNB) d		1659							1732	1736								1759
Fleet (FLE) d		1704								1742								1804
Winchfield (WNF) d		1710																1810
Hook (HOK) d		1714																1814
Basingstoke (BSK) a	1656	1721	1705					1726	1746	1754					1756			1821

NOTES (see introductory pages for explanation of train operator codes and standard symbols)

- a Arrival time
- d Departure time
- u Stops to pick up only
- c Arrives 4 minutes earlier
- F To Portsmouth Harbour, see table 155
- G To Poole/Portsmouth Harbour, see table 154
- H To Exeter St Davids, see table 153
- J To Weymouth, see table 154
- K To Poole, see table 154
- M To Portsmouth Harbour, see table 154

London to Woking, Guildford, Aldershot, Farnham, Alton and Basingstoke

Sundays

Operator Train ID Days of operation/Notes 1st Class/Reservations/Bus	SW	SW	SW	SW	SW	SW	SW	SW	SW	SW	SW	SW	SW	SW	SW	SW	SW	SW
	1L53	2F49	1P55	2F49	1W55	1L55	1S51	1T55	2L55	2A55	2F51	2P57	2F51	1B55	2A57	2L57	1L57	2F53
	H		F		J	B		M				F		K			H	
	□		□		□	□		□	□		□		□	□	□	□	□	
London Waterloo (WAT) d	1720	1710	1730		1735	1745	1650	1750		1737	1740	1800		1805	1807	1820	1810	
Vauxhall (VXH) d		1714					1654			1744							1814	
Clapham Junction (CLJ) d	1727u	1719	1739u		1742u	1753u	1700	1758u		1746	1749	1809u		1812u	1816	1827u	1819	
Earlsfield (EAD) d		1722									1752						1822	
Wimbledon (WIM) d		1726								1753	1756				1822		1826	
Surbiton (SUR) d		1735								1802	1805				1830		1835	
Esher (ESH) d		1739									1809						1839	
Hersham (HER) d		1742									1812						1842	
Walton-On-Thames (WAL) d		1745								1809	1815						1845	
Weybridge (WYB) d		1749								1813	1819						1849	
Byfleet & New Haw (BFN) d		1751					1802				1821						1851	
West Byfleet (WBY) d		1754					1805				1824						1854	
Woking (WOK) a	1745	1759	1801	←	1806	1812	1815	1819		1819	1829	1831	←	1836	1842	1845	1859	
Woking (WOK) d	1746	1805	1802	1805	1807	1813		1821	1823	1826	1835	1832	1835	1837	1849	1846	1846	1905
Worplesdon (WPL) d		←									←		1839					←
Guildford (GLD) a			1810	1814								1840	1846					
Brookwood (BKO) d									1828	1832					1855	1851		
Ash Vale (AHV) d										1841					1903			
Aldershot (AHT) d										1846					1908			
Farnham (FNH) d										1855c					1914			
Bentley (BTY) d															1924c			
Alton (AON) a										1906					1931			
Farnborough (Main) (FNB) d								1832	1836							1859		
Fleet (FLE) d									1842							1904		
Winchfield (WNF) d																1910		
Hook (HOK) d																1914		
Basingstoke (BSK) a	1805				1826	1832		1846	1854					1856		1921	1905	







Operator Train ID Days of operation/Notes 1st Class/Reservations/Bus	SW	SW	SW	SW	SW	SW	SW	SW	SW	SW	SW	SW	SW	SW	SW	SW	SW	SW
	1P59	2F53	1W59	1L59	1S55	1T59	2L59	2A59	2F55	2P61	2F55	1B59	2A61	2L61	1L61	2F57	1P63	2F57
	F		J	B		M			F		K			H		F		
	□		□	□		□	□		□		□	□	□	□	□	□	□	
London Waterloo (WAT) d	1830		1835	1845	1750	1850	1837	1840	1900		1905	1907	1920	1910	1930			
Vauxhall (VXH) d					1754			1844						1914				
Clapham Junction (CLJ) d	1839u		1842u	1853u	1800	1858u	1846	1849	1909u		1912u	1916	1927u	1919	1939u			
Earlsfield (EAD) d								1852						1922				
Wimbledon (WIM) d								1853	1856				1922		1926			
Surbiton (SUR) d								1902	1905				1930		1935			
Esher (ESH) d								1909							1939			
Hersham (HER) d								1912							1942			
Walton-On-Thames (WAL) d								1909	1915						1945			
Weybridge (WYB) d								1913	1919						1949			
Byfleet & New Haw (BFN) d					1902			1921							1951			
West Byfleet (WBY) d					1905			1924							1954			
Woking (WOK) a	1901	←	1906	1912	1915	1919	1919	1929	1931	←	1936	1942	1945	1959	2001	←		
Woking (WOK) d	1902	1905	1907	1913		1921	1923	1926	1935	1932	1935	1937	1949	1946	1946	2005	2002	2005
Worplesdon (WPL) d									←		1939				←			
Guildford (GLD) a	1910	1914							1940	1946						2010	2014	
Brookwood (BKO) d								1928	1932				1955	1951				
Ash Vale (AHV) d									1941				2003					
Aldershot (AHT) d									1946				2008					
Farnham (FNH) d									1955c				2014					
Bentley (BTY) d													2024c					
Alton (AON) a									2006				2031					
Farnborough (Main) (FNB) d						1932	1936							1959				
Fleet (FLE) d							1942							2004				
Winchfield (WNF) d														2010				
Hook (HOK) d														2014				
Basingstoke (BSK) a			1926	1932		1946	1954					1956		2021	2005			







NOTES (see introductory pages for explanation of train operator codes and standard symbols)

- a Arrival time
- d Departure time
- u Stops to pick up only
- c Arrives 4 minutes earlier
- B To Salisbury, see table 153
- F To Portsmouth Harbour, see table 155
- H To Exeter St Davids, see table 153
- J To Weymouth, see table 154
- K To Poole, see table 154
- M To Portsmouth Harbour, see table 154

London to Woking, Guildford, Aldershot, Farnham, Alton and Basingstoke

Sundays

Operator Train ID Days of operation/Notes 1st Class/Reservations/Bus	SW	SW	SW	SW	SW	SW	SW	SW	SW	SW	SW	SW	SW	SW	SW	SW	SW			
	1W63 J □	1L63 B □	1S59	1T63 M □	2L63	2A63	2F59	2P65 F □	2F59	1B63 K □	2A65	2L65	1L65 L □	2F61	1P67 F □	2F61	1W67 J □	1L67 B □		
London Waterloo (WAT)  15 d	1935	1945	1850	1950	1937	1940	2000		2005	2007	2020	2010	2030		2035	2045				
Vauxhall (VXH)  d			1854			1944						2014								
Clapham Junction (CLJ)  10 d	1942u	1953u	1900	1958u	1946	1949	2009u		2012u	2016	2027u	2019	2039u		2042u	2053u				
Earlsfield (EAD) d						1952						2022								
Wimbledon (WIM)  6 d					1953	1956				2022		2026								
Surbiton (SUR)  6 d					2002	2005				2030		2035								
Esher (ESH) d						2009						2039								
Hersham (HER) d						2012						2042								
Walton-On-Thames (WAL) d					2009	2015						2045								
Weybridge (WYB) d					2013	2019						2049								
Byfleet & New Haw (BFN) d			2002			2021						2051								
West Byfleet (WBY) d			2005			2024						2054								
Woking (WOK) a	2006	2012	2015	2019	2019	2029	2031	←	2036	2042	2045	2059	2101	←	2106	2112				
Woking (WOK) d	2007	2013		2021	2023	2026	2035	→	2032	2035	2037	2049	2046	2046	2105	2102	2105	2107	2114	
Worplesdon (WPL) d							2040	→	2039	2046				→	2110	2115				
Guildford (GLD) a																				
Brookwood (BKO)  3 d					2028	2032					2055	2051								
Ash Vale (AHV) d						2041					2103									
Aldershot (AHT) d						2046					2108									
Farnham (FNH) d						2055c					2114									
Bentley (BTY) d											2124c									
Alton (AON) a						2108					2131									
Farnborough (Main) (FNB) d				2032	2036							2059								
Fleet (FLE) d					2042							2104								
Winchfield (WNF) d												2110								
Hook (HOK) d												2114								
Basingstoke (BSK) a	2026	2032		2046	2054					2056		2121	2105					2126	2133	

Operator Train ID Days of operation/Notes 1st Class/Reservations/Bus	SW	SW	SW	SW	SW	SW	SW	SW	SW	SW	SW	SW	SW	SW	SW	SW	SW	SW	SW	SW
	1S63	1T67 M □	2L67	2A67	2F63	2P69 F □	2F63	1B67 K □	2L69	2A69	1L69 H □	2F65	1P71 F □	2F65	1W71 J □	1S67	1T71 M □			
London Waterloo (WAT)  15 d	1950	2050	2037		2040	2100		2105		2107	2120	2110	2130		2135	2050	2150			
Vauxhall (VXH)  d	1954				2044							2114				2054				
Clapham Junction (CLJ)  10 d	2000	2058u	2046	2049	2109u		2112u		2116	2127u	2119	2139u		2142u	2100	2158u				
Earlsfield (EAD) d					2052						2122									
Wimbledon (WIM)  6 d				2053	2056				2122		2126									
Surbiton (SUR)  6 d				2102	2105				2130		2135									
Esher (ESH) d					2109						2139									
Hersham (HER) d					2112						2142									
Walton-On-Thames (WAL) d				2109	2115						2145									
Weybridge (WYB) d				2113	2119						2149									
Byfleet & New Haw (BFN) d	2102				2121						2151					2202				
West Byfleet (WBY) d	2105				2124						2154					2205				
Woking (WOK) a	2115	2119	2119	2129	2131	←	2136		2142	2145	2159	2201	←	2206	2211	2219				
Woking (WOK) d		2121	2123	2126	2135	2132	2135	2137	2146	2149	2146	2205	2202	2205	2207				2221	
Worplesdon (WPL) d					→	2139						→								
Guildford (GLD) a						2140	2146						2210	2214						
Brookwood (BKO)  3 d			2128	2132					2151	2155										
Ash Vale (AHV) d				2141						2203										
Aldershot (AHT) d				2146						2208										
Farnham (FNH) d				2155c						2214										
Bentley (BTY) d										2224c										
Alton (AON) a				2206						2231										
Farnborough (Main) (FNB) d		2132	2136						2159										2232	
Fleet (FLE) d			2142						2204											
Winchfield (WNF) d									2210											
Hook (HOK) d									2214											
Basingstoke (BSK) a		2146	2154					2156	2221		2205				2226				2246	

NOTES (see introductory pages for explanation of train operator codes and standard symbols)

- a Arrival time
- d Departure time
- u Stops to pick up only
- c Arrives 4 minutes earlier
- B To Salisbury, see table 153
- F To Portsmouth Harbour, see table 155
- H To Exeter St Davids, see table 153
- J To Weymouth, see table 154
- K To Poole, see table 154
- L To Yeovil Junction, see table 153
- M To Portsmouth Harbour, see table 154

London to Woking, Guildford, Aldershot, Farnham, Alton and Basingstoke

Sundays

Operator Train ID Days of operation/Notes 1st Class/Reservations/Bus	SW	SW	SW	SW	SW	SW	SW	SW	SW	SW	SW	SW	SW	SW	SW	SW	SW	
	2L71	2A71	2F67	2P73 F	2F67	1B71 K	2L73	2A73	1L73 B	2F69	1P75 F	2F69	1S71	1T75 M	2L75	2A75	2F71	2P77 F
London Waterloo (WAT) 15 d	2137		2140	2200		2205	2207	2220	2210	2230		2150	2250	2237	2240	2300		
Vauxhall (VXH) 10 d			2144						2214			2154		2244				
Clapham Junction (CLJ) 10 d	2146		2149	2209u		2212u	2216	2227u	2219	2239u		2200	2258u	2246	2249	2309u		
Earlsfield (EAD) d			2152						2222									2252
Wimbledon (WIM) 6 d	2154		2156				2222		2226					2253	2256			
Surbiton (SUR) 6 d	2202		2205				2230		2235					2302	2305			
Esher (ESH) d			2209						2239									2309
Hersham (HER) d			2212						2242									2312
Walton-On-Thames (WAL) d	2209		2215						2245						2309	2315		
Weybridge (WYB) d	2213		2219						2249						2313	2319		
Byfleet & New Haw (BFN) d			2221						2251			2302						2321
West Byfleet (WBY) d			2224						2254			2305						2324
Woking (WOK) a	2219		2229	2231	←	2236	2242	2245	2259	2301	←	2311	2319	2319	2329	2331		
Woking (WOK) d	2223	2226	2235	2232	2235	2237	2246	2249	2246	2305	2302	2305		2321	2323	2326	2335	2332
Worplesdon (WPL) d			2239		2239					2310	2313							2340
Guildford (GLD) a			2240	2246														
Brookwood (BKO) 6 d	2228	2232					2251	2255						2328	2332			
Ash Vale (AHV) d		2241						2303							2341			
Aldershot (AHT) d		2246						2308							2349c			
Farnham (FNH) d		2255c						2314							2355			
Bentley (BTY) d								2324c										
Alton (AON) a		2306						2331							0011			
Farnborough (Main) (FNB) d	2236						2259						2332	2336				
Fleet (FLE) d	2242						2304							2342				
Winchfield (WNF) d							2310											
Hook (HOK) d							2314											
Basingstoke (BSK) a	2254					2256	2322		2305				2346	2353				

Operator Train ID Days of operation/Notes 1st Class/Reservations/Bus	SW	SW	SW	SW	SW	SW	SW	SW	SW	SW	
	2F71	1B75 K	2L77	2A77	2F73	1P79 F	2F73	1L79 B	1S75	2A79	1B81 MM A
London Waterloo (WAT) 15 d		2305	2307		2310	2330		2335	2250	2340	0010
Vauxhall (VXH) 10 d					2314				2254	2344	
Clapham Junction (CLJ) 10 d		2312u	2316		2319	2339u		2344u	2300	2349	0017u
Earlsfield (EAD) d					2322					2352	
Wimbledon (WIM) 6 d			2322		2326					2356	0023u
Surbiton (SUR) 6 d			2330		2335					0005	
Esher (ESH) d					2339					0009	
Hersham (HER) d					2342					0012	
Walton-On-Thames (WAL) d					2345					0015	
Weybridge (WYB) d					2349					0018	
Byfleet & New Haw (BFN) d					2351			0002		0021	
West Byfleet (WBY) d					2354			0005		0024	
Woking (WOK) a	←	2336	2342		2359	0001	←	0007	0011	0030	0041
Woking (WOK) d	2335	2337	2346	2349	0005	0002	0005	0008		0033	0042
Worplesdon (WPL) d	2339				←						
Guildford (GLD) a	2346					0010	0016				
Brookwood (BKO) 6 d			2351	2355						0039	
Ash Vale (AHV) d				0003						0047	
Aldershot (AHT) d				0008						0052	
Farnham (FNH) d				0014						0057a	
Bentley (BTY) d				0024c							
Alton (AON) a				0031							
Farnborough (Main) (FNB) d			2359					0019			
Fleet (FLE) d			0004					0024			
Winchfield (WNF) d			0010								
Hook (HOK) d			0014								
Basingstoke (BSK) a		2356	0021					0039			0100

NOTES (see introductory pages for explanation of train operator codes and standard symbols)

- a Arrival time
- d Departure time
- u Stops to pick up only
- c Arrives 4 minutes earlier
- A To Southampton Central, see table 154
- B To Salisbury, see table 153
- F To Portsmouth Harbour, see table 155
- K To Poole, see table 154
- M To Portsmouth Harbour, see table 154
- MM Monday mornings

Basingstoke, Alton, Farnham, Aldershot, Guildford and Woking to London

Mondays to Fridays

Operator Train ID Days of operation/Notes 1st Class/Reservations/Bus		SW 1W80 MO A □	SW 2P84 MO B □	SW 1W82 MX A □	SW 1A84 MX □	SW 2F02	SW 1S08 C	SW 2F06	SW 2L10 D □	SW 2L10 E □	SW 2F06	SW 2F82	SW 2P12 B □	SW 2F08	SW 2B12 F □	SW 1L12 G □	SW 1A12 D □	SW 1A12 E □	SW 2L14 □	
Basingstoke (BSK)	d								0451	0454						0540	0554			0550
Hook (HOK)	d								0458	0501										0557
Winchfield (WNF)	d								0503	0505										0601
Fleet (FLE)	d			0001					0509	0510					0551					0606
Farnborough (Main) (FNB)	d			0006					0515	0516					0556					0612
Alton (AON)	d																	0539	0542	
Bentley (BTY)	d				0005													0546	0549	
Farnham (FNH)	d				0010a													0553	0557	
Aldershot (AHT)	d																	0601	0603	
Ash Vale (AHV)	d																	0607	0608	
Brookwood (BKO)	3 d			0013					0522	0523								0614	0615	0619
Guildford (GLD)	d		0008					0514					0550							
Worplesdon (WPL)	d							0519					0555							
Woking (WOK)	a		0017	0018				0524	0528	0528	←		0600		0605	0613	0620	0620	0625	
Woking (WOK)	d	0004				0430	0527	0532	0529	0529		0532	0543	0601	0604	0606	0614	0621	0621	0626
West Byfleet (WBY)	d						0532	→				0536	0547		0608			0626	0626	
Byfleet & New Haw (BFN)	d						0535					0539			0611					
Weybridge (WYB)	d											0542	0552		0614					
Walton-On-Thames (WAL)	d											0546	0556		0618					
Hersham (HER)	d											0548			0620					
Esher (ESH)	d											0551			0623					
Surbiton (SUR)	6 d					0456c			0540	0540		0604		0628			0636	0636	0640	
Wimbledon (WIM)	6 a					0503			0548	0548		0608		0635						0646
Earlsfield (EAD)	a											0612		0639						
Clapham Junction (CLJ)	10 a	0023				0510	0643		0600	0600			0620	0642	0625	0633	0648	0648	0653	
Vauxhall (VXH)	15 a						0649		0606	0606				0647						
London Waterloo (WAT)	15 a	0033				0519	0656		0611	0611		0626	0620	0630	0652	0634	0642	0657	0657	0704

Operator Train ID Days of operation/Notes 1st Class/Reservations/Bus		SW 2F10	SW 1P12 B □	SW 2F84	SW 1L14 G □	SW 1A14 □	SW 2P14 B □	SW 1B14 J □	SW 2T14 H □	SW 2F86 □	SW 2L88 □	SW 1L16 K □	SW 2P16 B □	SW 1A16 □	SW 2F90 □	SW 1P16 B □	SW 2L18 □	SW 1B90 J □	SW 1T18 H □	
Basingstoke (BSK)	d				0627			0636	0623		0644	0651						0654	0705	0715
Hook (HOK)	d								0630									0701		
Winchfield (WNF)	d								0634									0705		
Fleet (FLE)	d								0640		0655							0710		
Farnborough (Main) (FNB)	d								0645		0701							0716		
Alton (AON)	d					0612								0641						
Bentley (BTY)	d					0619								0648						
Farnham (FNH)	d					0626								0654						
Aldershot (AHT)	d					0632								0700						
Ash Vale (AHV)	d					0637								0705						
Brookwood (BKO)	3 d					0644			0652					0712			0723			
Guildford (GLD)	d		0624				0641h						0658j			0715				
Worplesdon (WPL)	d		0630										0704j							
Woking (WOK)	a		0635		0646	0649	0651	0655	0657		0710		0711	0718		0726	0728		0733	
Woking (WOK)	d	0632	0637	0641	0647	0650	0652	0656	0659	0702	0711		0713	0719	0725	0727	0731		0734	
West Byfleet (WBY)	d	0636		0646						0707					0730					
Byfleet & New Haw (BFN)	d	0639		0649											0733					
Weybridge (WYB)	d	0643		0652						0711					0737					
Walton-On-Thames (WAL)	d	0647		0656						0716				0728	0742					
Hersham (HER)	d	0649		0659						0719					0746					
Esher (ESH)	d	0652		0702						0722					0750					
Surbiton (SUR)	6 d	0657		0707						0727					0757c					0746
Wimbledon (WIM)	6 a	0704																		
Earlsfield (EAD)	a	0708																		
Clapham Junction (CLJ)	10 a	0712	0658		0706		0712	0716					0732							
Vauxhall (VXH)	15 a	0717																		
London Waterloo (WAT)	15 a	0724	0709	0729	0721	0721	0723	0727	0731	0745	0737	0736	0743	0751	0815	0754	0759	0747	0804	

NOTES (see introductory pages for explanation of train operator codes and standard symbols)

- a Arrival time
- d Departure time
- c Arrives 3 minutes earlier
- h Until 6 October departs 2 minutes later
- j Until 6 October departs 3 minutes later
- A From Weymouth, see table 154
- B From Portsmouth Harbour, see table 155
- C Also calls at Queenstown Rd.(Battersea) 0646
- D Runs from 9 October
- E Runs until 6 October
- F From Southampton Central, see table 154
- G From Salisbury, see table 153
- H From Portsmouth Harbour, see table 154
- J From Poole, see table 154
- K From Yeovil Junction, see table 153
- MO Mondays only
- MX Not Mondays

Basingstoke, Alton, Farnham, Aldershot, Guildford and Woking to London

Mondays to Fridays

Operator	SW	SW	SW	SW	SW	SW	SW	SW	SW	SW	SW	SW	SW	SW	SW	SW	SW	SW	
Train ID	2P18	2L90	1L18	2F92	2P90	1A18	2F94	1T20	2B88	1B18	2P92	2F96	1A20	1P20	2F18	2L22	1L20	1T22	
Days of operation/Notes	L	L	M	F	N	F	F	H	F	J	P	F	F	B	F	F	Q	H	
1st Class/Reservations/Bus	1	1	1	1	1	1	1	1	1	1	1	1	1	1	1	1	1	1	
Basingstoke (BSK)	d		0706	0729				0747	0733	0735						0754	0759	0816	
Hook (HOK)	d		0713						0740							0802			
Winchfield (WNF)	d		0717						0744							0806			
Fleet (FLE)	d		0722						0750							0812		0827	
Farnborough (Main) (FNB)	d		0728						0755							0818		0832	
Alton (AON)	d					0714							0744						
Bentley (BTY)	d					0721							0751						
Farnham (FNH)	d					0728							0758						
Aldershot (AHT)	d					0734							0804						
Ash Vale (AHV)	d					0739							0809						
Brookwood (BKO)	3 d					0746			0803				0816			0826			
Guildford (GLD)	d	0729			0739								0803		0819	0822			
Worpleston (WPL)	d	0735											0809						
Woking (WOK)	a	0741			0750	0753		0805	0808		0813		0821	0826	0830	0833		0842	
Woking (WOK)	d	0743			0746	0751	0756	0802	0806	0809		0814	0820	0824	0828	0832	0834	0843	
West Byfleet (WBY)	d			0753c				0807					0825			0836			
Byfleet & New Haw (BFN)	d			0756									0828			0839			
Weybridge (WYB)	d		0743		0800			0812					0832			0843			
Walton-On-Thames (WAL)	d				0805			0816					0836			0847			
Hersham (HER)	d				0808			0819					0839			0849			
Esher (ESH)	d				0812			0823					0842			0852			
Surbiton (SUR)	6 d				0818			0828					0848			0857			
Wimbledon (WIM)	6 a															0904			
Earlsfield (EAD)	a															0908			
Clapham Junction (CLJ)	10 a															0912			
Vauxhall (VXH)	a															0917			
London Waterloo (WAT)	15 a	0809	0807	0814	0836	0819	0822	0846	0836	0838	0819	0841	0906	0853	0855	0924	0901	0844	0909

Operator	SW	SW	SW	SW	SW	SW	SW	SW	SW	SW	SW	SW	SW	SW	SW	SW	SW	SW	
Train ID	2P22	1A22	1B22	2F20	2B24	2P94	1L24	1A24	1B24	1P24	2L26	2F22	1T26	2P26	1A26	1B26	2L28	1P26	
Days of operation/Notes	R	F	S	F	B	T	F	S	B	F	H	B	F	J	F	J	F	B	
1st Class/Reservations/Bus	1	1	1	1	1	1	1	1	1	1	1	1	1	1	1	1	1	1	
Basingstoke (BSK)	d			0835	0825		0859						0853			0937		0924	
Hook (HOK)	d				0832								0900					0931	
Winchfield (WNF)	d				0837								0904					0935	
Fleet (FLE)	d				0842								0910					0940	
Farnborough (Main) (FNB)	d				0848								0916					0946	
Alton (AON)	d		0814					0844								0914			
Bentley (BTY)	d		0821					0851								0921			
Farnham (FNH)	d		0828					0858								0928			
Aldershot (AHT)	d		0834					0904								0934			
Ash Vale (AHV)	d		0839					0909								0939			
Brookwood (BKO)	3 d		0846		0858			0916				0923				0946		0953	
Guildford (GLD)	d	0834			0846			0904							0934			0951	
Worpleston (WPL)	d	0840			0851			0910							0940				
Woking (WOK)	a	0844	0851	0853	0859	0903	0914	0918	0921		0927	0928		0942	0945	0951	0955	0958	0959
Woking (WOK)	d	0846	0852	0855	0902	0904	0915	0919	0922	0923	0928	0929	0933	0943	0946	0952	0956	0959	1000
West Byfleet (WBY)	d				0906								0937			0957			
Byfleet & New Haw (BFN)	d				0909								0940						
Weybridge (WYB)	d				0913								0936	0943				1006	
Walton-On-Thames (WAL)	d				0917								0940	0947				1010	
Hersham (HER)	d				0919								0949						
Esher (ESH)	d				0922								0952						
Surbiton (SUR)	6 d				0927	0917		0938					0946		1008			1016	
Wimbledon (WIM)	6 a				0934								1004						
Earlsfield (EAD)	a				0938								1008						
Clapham Junction (CLJ)	10 a	0905		0915	0942		0938	0949	0942				1012		1005		1015		
Vauxhall (VXH)	a				0947								1017						
London Waterloo (WAT)	15 a	0918	0919	0926	0954	0938	0940	0951	0958	0953	0955	1004	1022	1009	1014	1027	1024	1036	1031

NOTES (see introductory pages for explanation of train operator codes and standard symbols)

- a Arrival time
- d Departure time
- c Arrives 3 minutes earlier
- B From Portsmouth Harbour, see table 155
- F From Southampton Central, see table 154
- H From Portsmouth Harbour, see table 154
- J From Poole, see table 154
- L From Fareham, see table 155
- M From Yeovil Pen Mill, see table 153
- N From Hilsea, see table 155
- P From Havant, see table 155
- Q From Exeter St Davids, see table 153
- R From Portsmouth & Southsea, see table 155
- S From Poole/Weymouth, see table 154
- T From Yeovil Pen Mill/Yeovil Pen Mill, see table 153

Basingstoke, Alton, Farnham, Aldershot, Guildford and Woking to London

Mondays to Fridays

Operator	SW	SW	SW	SW	SW	SW	SW	SW	SW	SW	SW	SW	SW	SW	SW	SW	SW	SW	
Train ID	2F24	1L28	1W06	1A28	1P28	2L30	2F26	1T30	2P30	1A30	1P30	2L32	1W52	2F28	1L32	1W08	1A32	1P32	
Days of operation/Notes	Q	Q	A	A	B	B	B	H	U	U	B	B	V	B	Q	A	A	B	
1st Class/Reservations/Bus	□	□	□	□	□	□	□	□	□	□	□	□	□	□	□	□	□	□	
Basingstoke (BSK)	d	0957				0954		1017				1024	1035		1057				
Hook (HOK)	d					1001						1031							
Winchfield (WNF)	d					1005						1035							
Fleet (FLE)	d					1010		1028				1040							
Farnborough (Main) (FNB)	d					1016		1033				1046							
Alton (AON)	d			0944						1014								1044	
Bentley (BTY)	d			0951						1021								1051	
Farnham (FNH)	d			0958						1028								1058	
Aldershot (AHT)	d			1004						1034								1104	
Ash Vale (AHV)	d			1009						1039								1109	
Brookwood (BKO)	3 d			1016		1023				1046		1053						1116	
Guildford (GLD)	d				1019				1034		1049							1119	
Worplesdon (WPL)	d								1040										
Woking (WOK)	a	1015		1021	1026	1028		1043	1045	1051	1057	1058			1115		1121	1126	
Woking (WOK)	d	1003	1017	1022	1022	1027	1029	1033	1044	1046	1052	1058	1059		1103	1117	1121	1122	1127
West Byfleet (WBY)	d	1007			1027			1037			1057				1107			1127	
Byfleet & New Haw (BFN)	d	1010						1040							1110				
Weybridge (WYB)	d	1013				1036	1043					1106			1113				
Walton-On-Thames (WAL)	d	1017				1040	1047					1110			1117				
Hersham (HER)	d	1019					1049								1119				
Esher (ESH)	d	1022					1052								1122				
Surbiton (SUR)	6 d	1027		1038		1046	1057			1108		1116			1127			1138	
Wimbledon (WIM)	6 a	1035					1104								1134				
Earlsfield (EAD)	a	1039					1108								1138				
Clapham Junction (CLJ)	10 a	1042	1036		1049		1057	1112		1105	1121			1111	1142	1136		1149	
Vauxhall (VXH)	10 a	1047					1117								1147				
London Waterloo (WAT)	15 a	1052	1049	1049	1059	1052	1106	1122	1109	1116	1130	1124	1136	1120	1152	1149	1149	1158	1151

Operator	SW	SW	SW	SW	SW	SW	SW	SW	SW	SW	SW	SW	SW	SW	SW	SW	SW	SW	
Train ID	2L34	2F30	1T34	2P34	1A34	1P34	2L36	1W54	2F32	1L36	1W12	1A36	1P36	2L38	2F34	1T38	2P38	1A38	
Days of operation/Notes	□	□	H	U	□	B	□	V	□	Q	A	□	B	□	□	H	U	□	
1st Class/Reservations/Bus	□	□	□	□	□	□	□	□	□	□	□	□	□	□	□	□	□	□	
Basingstoke (BSK)	d	1054					1124	1135		1157				1154					
Hook (HOK)	d	1101					1131							1201					
Winchfield (WNF)	d	1105					1135							1205					
Fleet (FLE)	d	1110		1128			1140							1210			1228		
Farnborough (Main) (FNB)	d	1116		1133			1146							1216			1233		
Alton (AON)	d					1115							1144					1215	
Bentley (BTY)	d												1151						
Farnham (FNH)	d					1128c							1158					1228c	
Aldershot (AHT)	d					1134							1204					1234	
Ash Vale (AHV)	d					1139							1209					1239	
Brookwood (BKO)	3 d	1123				1146		1153					1216		1223			1246	
Guildford (GLD)	d				1134		1149						1219					1236	
Worplesdon (WPL)	d				1140													1242	
Woking (WOK)	a	1128		1143	1145	1151	1156	1158		1215		1221	1226	1228		1243	1246	1251	
Woking (WOK)	d	1129	1133	1144	1146	1152	1157	1159		1203	1217	1221	1222	1227	1229	1233	1244	1247	1252
West Byfleet (WBY)	d		1137			1157				1207			1227			1237		1257	
Byfleet & New Haw (BFN)	d		1140							1210						1240			
Weybridge (WYB)	d	1135	1143				1206			1213				1236	1243				
Walton-On-Thames (WAL)	d	1139	1147				1210			1217				1240	1247				
Hersham (HER)	d		1149							1219					1249				
Esher (ESH)	d		1152							1222					1252				
Surbiton (SUR)	6 d	1146	1157		1208		1216			1227		1238		1246	1257			1308	
Wimbledon (WIM)	6 a		1204							1235					1304				
Earlsfield (EAD)	a		1208							1239					1308				
Clapham Junction (CLJ)	10 a	1157	1212		1205	1219			1211	1242	1236		1249	1257	1312		1306	1319	
Vauxhall (VXH)	10 a		1217							1247					1317				
London Waterloo (WAT)	15 a	1206	1222	1208	1217	1228	1222	1239	1220	1252	1249	1249	1258	1251	1306	1322	1309	1315	1328

NOTES (see introductory pages for explanation of train operator codes and standard symbols)

- a Arrival time
- d Departure time
- c Arrives 3 minutes earlier
- A From Weymouth, see table 154
- B From Portsmouth Harbour, see table 155
- H From Portsmouth Harbour, see table 154
- Q From Exeter St Davids, see table 153
- U From Haslemere, see table 155
- V From Weymouth/Poole, see table 154

Basingstoke, Alton, Farnham, Aldershot, Guildford and Woking to London

Mondays to Fridays

Operator Train ID Days of operation/Notes 1st Class/Reservations/Bus	SW 1P38 B □	SW 2L40 □	SW 1W56 V □	SW 2F36 □	SW 1L40 W □	SW 1W16 A □	SW 1A40 □	SW 1P40 B □	SW 2L42 □	SW 2F38 □	SW 1T42 H □	SW 2P42 U □	SW 1A42 □	SW 1P42 B □	SW 2L44 □	SW 1W58 V □	SW 2F40 □	SW 1L44 Q □		
Basingstoke (BSK)	d		1224	1235		1257				1254		1316				1324	1335		1357	
Hook (HOK)	d		1231							1301						1331				
Winchfield (WNF)	d		1235							1305						1335				
Fleet (FLE)	d		1240							1310		1327				1340				
Farnborough (Main) (FNB)	d		1246							1316		1333				1346				
Alton (AON)	d							1244						1315						
Bentley (BTY)	d							1251												
Farnham (FNH)	d							1258						1328c						
Aldershot (AHT)	d							1304						1334						
Ash Vale (AHV)	d							1309						1339						
Brookwood (BKO)	6 d		1253					1316		1323				1346		1353				
Guildford (GLD)	d	1249							1319				1334		1349					
Worplesdon (WPL)	d											1340								
Woking (WOK)	a	1257	1258			1315		1321	1326	1328		1342	1345	1351	1356	1358			1416	
Woking (WOK)	d	1258	1259		1303	1317	1321	1322	1327	1329	1333	1343	1346	1352	1357	1359			1403	1417
West Byfleet (WBY)	d				1307			1327				1337							1407	
Byfleet & New Haw (BFN)	d				1310							1340							1410	
Weybridge (WYB)	d		1306		1313					1336	1343				1406				1413	
Walton-On-Thames (WAL)	d		1310		1317					1340	1347				1410				1417	
Hersham (HER)	d				1319						1349								1419	
Esher (ESH)	d				1322						1352								1422	
Surbiton (SUR)	6 d		1316		1327		1338			1346	1357			1408		1416			1427	
Wimbledon (WIM)	6 a				1334						1404								1434	
Earlsfield (EAD)	a				1338						1408								1438	
Clapham Junction (CLJ)	10 a			1311	1342	1336		1349		1357	1412		1406	1421			1411	1442	1436	
Vauxhall (VXH)	a				1347						1417							1447		
London Waterloo (WAT)	15 a	1322	1339	1320	1354	1349	1349	1359	1351	1409	1422	1409	1415	1430	1424	1436	1420	1452	1449	

Operator Train ID Days of operation/Notes 1st Class/Reservations/Bus	SW 1W18 A □	SW 1A44 □	SW 1P44 B □	SW 2L46 □	SW 2F42 □	SW 1T46 H □	SW 2P46 U □	SW 1A46 □	SW 1P46 B □	SW 2L48 □	SW 1W60 V □	SW 2F44 □	SW 1L48 Q □	SW 1W20 A □	SW 1A48 □	SW 1P48 B □	SW 2L50 □	SW 2F46 □		
Basingstoke (BSK)	d				1354		1417				1424	1436		1457					1454	
Hook (HOK)	d				1401						1431								1501	
Winchfield (WNF)	d				1405						1435								1505	
Fleet (FLE)	d				1410		1428				1440								1510	
Farnborough (Main) (FNB)	d				1416		1433				1446								1516	
Alton (AON)	d		1344						1415						1444					
Bentley (BTY)	d		1351												1451					
Farnham (FNH)	d		1358					1428c							1458					
Aldershot (AHT)	d		1404					1434							1504					
Ash Vale (AHV)	d		1409					1439							1509					
Brookwood (BKO)	6 d		1416		1423			1446		1453					1516				1523	
Guildford (GLD)	d			1419				1434		1449							1519			
Worplesdon (WPL)	d							1440												
Woking (WOK)	a		1421	1426	1428		1443	1445	1451	1456	1458			1515		1521	1526	1528		
Woking (WOK)	d	1421	1422	1427	1429	1433	1444	1446	1452	1457	1459		1503	1517	1521	1522	1527	1529	1533	
West Byfleet (WBY)	d		1427			1437			1457				1507						1537	
Byfleet & New Haw (BFN)	d					1440							1510						1540	
Weybridge (WYB)	d				1436	1443				1506			1513					1536	1543	
Walton-On-Thames (WAL)	d				1440	1447				1510			1517					1540	1547	
Hersham (HER)	d					1449							1519						1549	
Esher (ESH)	d					1452							1522						1552	
Surbiton (SUR)	6 d		1438		1446	1457		1508		1516			1527		1538			1546	1557	
Wimbledon (WIM)	6 a					1504							1534						1604	
Earlsfield (EAD)	a					1508							1538						1608	
Clapham Junction (CLJ)	10 a		1449		1457	1512		1505	1519		1511	1542	1536		1549			1557	1612	
Vauxhall (VXH)	a					1517							1547						1617	
London Waterloo (WAT)	15 a	1449	1459	1457	1508	1522	1510	1514	1529	1522	1536	1520	1552	1549	1549	1558	1551	1606	1622	

NOTES (see introductory pages for explanation of train operator codes and standard symbols)

- a Arrival time
- d Departure time
- c Arrives 3 minutes earlier
- A From Weymouth, see table 154
- B From Portsmouth Harbour, see table 155
- H From Portsmouth Harbour, see table 154
- Q From Exeter St Davids, see table 153
- U From Haslemere, see table 155
- V From Weymouth/Poole, see table 154
- W From Exeter St Davids/Yeovil Pen Mill, see table 153

Basingstoke, Alton, Farnham, Aldershot, Guildford and Woking to London

Mondays to Fridays

Operator Train ID Days of operation/Notes 1st Class/Reservations/Bus	SW	SW	SW	SW	SW	SW	SW	SW	SW	SW	SW	SW	SW	SW	SW	SW	SW	SW	
	1T50	2P50	1O50	1A50	2L52	1W62	1P50	2F48	1L52	1W22	1A52	2L54	1P52	2F50	1T54	2P54	1L54	1A54	
	H	U	K	□	□	V	B	□	Q	A	□	□	B	H	R	G	□		
	□	□	□	□	□	□	□	□	□	□	□	□	□	□	□	□	□	□	
Basingstoke (BSK)	d	1516		1530		1524	1535		1557			1554			1615		1630		
Hook (HOK)	d					1531						1601							
Winchfield (WNF)	d					1535						1605							
Fleet (FLE)	d	1528				1540						1610			1626				
Farnborough (Main) (FNB)	d	1533				1546						1616			1632				
Alton (AON)	d				1515							1544						1615	
Bentley (BTY)	d											1551							
Farnham (FNH)	d				1528c							1558						1628c	
Aldershot (AHT)	d				1535							1604						1634	
Ash Vale (AHV)	d				1539							1609						1639	
Brookwood (BKO)	6 d				1546	1553						1616	1623					1646	
Guildford (GLD)	d		1534											1621			1634		
Worplesdon (WPL)	d		1540														1640		
Woking (WOK)	a	1543	1545	1550	1551	1558		1600		1615		1621	1628	1629		1641	1644	1649	1651
Woking (WOK)	d	1544	1546	1551	1552	1559		1601	1603	1617	1621	1622	1629	1631	1633	1642	1645	1650	1652
West Byfleet (WBY)	d				1557				1607			1627			1637				1657
Byfleet & New Haw (BFN)	d								1610						1640				
Weybridge (WYB)	d				1606				1613				1636		1643				
Walton-On-Thames (WAL)	d				1610				1617				1640		1647				
Hersham (HER)	d								1619						1649				
Esher (ESH)	d								1622						1652				
Surbiton (SUR)	6 d			1608	1616				1627			1638	1646		1657				1708
Wimbledon (WIM)	6 a								1634						1704				
Earlsfield (EAD)	a								1638						1708				
Clapham Junction (CLJ)	10 a		1605				1612		1642	1636	1649	1659			1712		1705		
Vauxhall (VXH)	a								1647						1717				
London Waterloo (WAT)	15 a	1609	1614	1618	1624	1636	1621	1629	1652	1649	1649	1659	1709	1701	1723	1710	1714	1719	1729

Operator Train ID Days of operation/Notes 1st Class/Reservations/Bus	SW	SW	SW	SW	SW	SW	SW	SW	SW	SW	SW	SW	SW	SW	SW	SW	SW	SW	SW
	1P54	2L56	1W64	2F52	2P56	1L56	1W24	1A56	1P56	2L58	2F54	1T58	2P58	1A58	1P58	2L60	1W66	2F56	
	P	□	V	□	B	X	A	□	B	□	□	H	R	□	L	□	V	□	
	□	□	□	□	□	□	□	□	□	□	□	□	□	□	□	□	□	□	□
Basingstoke (BSK)	d		1623	1635								1654						1724	1735
Hook (HOK)	d		1630									1701						1731	
Winchfield (WNF)	d		1634									1705						1735	
Fleet (FLE)	d		1639									1710						1740	
Farnborough (Main) (FNB)	d		1645									1716						1746	
Alton (AON)	d							1644							1714				
Bentley (BTY)	d							1651							1721				
Farnham (FNH)	d							1658							1728				
Aldershot (AHT)	d							1704							1734				
Ash Vale (AHV)	d							1709							1739				
Brookwood (BKO)	6 d		1652					1716		1723					1746			1753	
Guildford (GLD)	d	1649				1701				1719				1734		1749			
Worplesdon (WPL)	d					1707								1740					
Woking (WOK)	a	1657	1657			1711	1716		1721	1726	1728		1742	1744	1751	1757	1758		
Woking (WOK)	d	1658	1658			1701	1712	1717	1721	1722	1727	1729	1732	1743	1746	1752	1758	1759	1802
West Byfleet (WBY)	d					1705							1736		1757				1806
Byfleet & New Haw (BFN)	d					1708							1739						1809
Weybridge (WYB)	d					1712							1742				1806		1812
Walton-On-Thames (WAL)	d					1716							1740	1746			1810		1816
Hersham (HER)	d					1718								1748					1818
Esher (ESH)	d					1721								1751					1821
Surbiton (SUR)	6 d		1716			1726			1738			1747	1756		1808		1816		1826
Wimbledon (WIM)	6 a					1735								1804					1834
Earlsfield (EAD)	a					1738								1808					1838
Clapham Junction (CLJ)	10 a			1712	1742	1733	1737		1749			1757		1805	1819		1828	1810	1842
Vauxhall (VXH)	a					1747								1816					1847
London Waterloo (WAT)	15 a	1729	1739	1724	1752	1745	1751	1751	1759	1754	1809	1821	1813	1814	1829	1824	1843	1820	1853

NOTES (see introductory pages for explanation of train operator codes and standard symbols)

- a Arrival time
- d Departure time
- c Arrives 3 minutes earlier
- A From Weymouth, see table 154
- B From Portsmouth Harbour, see table 155
- G From Salisbury, see table 153
- H From Portsmouth Harbour, see table 154
- K From Yeovil Junction, see table 153
- L From Fareham, see table 155
- P From Havant, see table 155
- Q From Exeter St Davids, see table 153
- R From Portsmouth & Southsea, see table 155
- U From Haslemere, see table 155
- V From Weymouth/Poole, see table 154
- X From Exeter St Davids/Yeovil Junction, see table 153

Basingstoke, Alton, Farnham, Aldershot, Guildford and Woking to London

Mondays to Fridays

Operator Train ID Days of operation/Notes 1st Class/Reservations/Bus	SW 2P60 B □	SW 1L60 Q □	SW 1W26 A □	SW 1A60 □	SW 2L62 □	SW 2F58 □	SW 1P60 B □	SW 1T62 H □	SW 2P62 B □	SW 1A62 □	SW 2L64 □	SW 1W68 V □	SW 2F60 □	SW 1P62 B □	SW 1L64 Q □	SW 1A64 □	SW 1W28 A □	SW 2L66 □	
Basingstoke (BSK)	d		1757			1754			1816			1824	1835			1901			1854
Hook (HOK)	d				1801							1831							1901
Winchfield (WNF)	d				1805							1835							1905
Fleet (FLE)	d				1810			1827				1840							1910
Farnborough (Main) (FNB)	d				1816			1833				1846							1916
Alton (AON)	d				1744						1814						1835		
Bentley (BTY)	d				1751						1823c						1842		
Farnham (FNH)	d				1758						1828						1858e		
Aldershot (AHT)	d				1804						1834						1904		
Ash Vale (AHV)	d				1809						1839						1909		
Brookwood (BKO)	3 d				1816	1823					1846	1853					1916		1923
Guildford (GLD)	d	1801						1822		1834						1855			
Worplesdon (WPL)	d	1807								1840									
Woking (WOK)	a	1811	1816		1821	1828		1833	1842	1845	1852	1858			1904	1920	1921		1928
Woking (WOK)	d	1812	1817	1821	1822	1829	1832	1835	1843	1846	1852	1859		1902	1905	1921	1922	1926	1929
West Byfleet (WBY)	d				1827		1836				1857			1906			1927		
Byfleet & New Haw (BFN)	d						1839							1909					
Weybridge (WYB)	d					1836	1842				1906			1912					1936
Walton-On-Thames (WAL)	d				1840	1846					1910			1916					1940
Hersham (HER)	d					1848								1918					
Esher (ESH)	d					1851								1921					
Surbiton (SUR)	6 d			1838	1847	1856				1908	1917			1927			1938		1947
Wimbledon (WIM)	6 a					1905								1935					
Earlsfield (EAD)	a					1908								1939					
Clapham Junction (CLJ)	10 a	1832	1836		1848	1858	1911		1905			1911	1941		1940	1948			1958
Vauxhall (VXH)	a					1916							1946						
London Waterloo (WAT)	15 a	1843	1849	1849	1857	1907	1923	1859	1909	1914	1927	1936	1920	1952	1929	1949	1957	1951	2007

Operator Train ID Days of operation/Notes 1st Class/Reservations/Bus	SW 2F62	SW 1T66 H □	SW 2P66 R □	SW 1A66 □	SW 1P66 B □	SW 2L68 □	SW 1W70 V □	SW 2F64	SW 1A68	SW 1W30 A □	SW 1P68 B □	SW 1L68 Q □	SW 2F66	SW 1T70 H □	SW 2P70 R □	SW 1W72 V □	SW 1P70 B □	SW 2L72	
Basingstoke (BSK)	d		1916			1924	1935					2011			2016				2024
Hook (HOK)	d					1931													2031
Winchfield (WNF)	d					1935													2035
Fleet (FLE)	d		1927			1940								2027					2040
Farnborough (Main) (FNB)	d		1932			1946								2032					2046
Alton (AON)	d				1909				1940										
Bentley (BTY)	d								1947										
Farnham (FNH)	d				1928f				1958g										
Aldershot (AHT)	d				1934				2004										
Ash Vale (AHV)	d				1939				2009										
Brookwood (BKO)	3 d				1946		1953		2016										2053
Guildford (GLD)	d			1934	1949						2019					2034		2049	
Worplesdon (WPL)	d			1940												2040			
Woking (WOK)	a		1942	1945	1951	1956	1958		2021		2026	2031		2042	2045	2054	2058	2058	
Woking (WOK)	d	1933	1943	1946	1952	1957	1959		2002	2022	2023	2027	2032	2034	2045	2048	2055	2059	2059
West Byfleet (WBY)	d	1937			1957				2006	2027				2038					
Byfleet & New Haw (BFN)	d	1940							2009					2041					
Weybridge (WYB)	d	1943				2005			2012					2044					2106
Walton-On-Thames (WAL)	d	1947				2009			2016					2048					2110
Hersham (HER)	d	1949							2018					2050					
Esher (ESH)	d	1952							2021					2053					
Surbiton (SUR)	6 d	1957			2008		2016		2026	2038				2058					2116
Wimbledon (WIM)	6 a	2004							2035					2105					
Earlsfield (EAD)	a	2008							2039					2109					
Clapham Junction (CLJ)	10 a	2012		2005	2021		2011		2041	2049			2053	2112		2107	2117		
Vauxhall (VXH)	a	2017							2046					2117					
London Waterloo (WAT)	15 a	2022	2009	2014	2030	2027	2039	2020	2052	2058	2049	2051	2104	2122	2109	2119	2129	2131	2139

NOTES (see introductory pages for explanation of train operator codes and standard symbols)

- a Arrival time
- d Departure time
- c Arrives 3 minutes earlier
- e Arrives 11 minutes earlier
- f Arrives 9 minutes earlier
- g Arrives 5 minutes earlier
- A From Weymouth, see table 154
- B From Portsmouth Harbour, see table 155
- H From Portsmouth Harbour, see table 154
- Q From Exeter St Davids, see table 153
- R From Portsmouth & Southsea, see table 155
- V From Weymouth/Poole, see table 154

Basingstoke, Alton, Farnham, Aldershot, Guildford and Woking to London

Mondays to Fridays

Operator Train ID Days of operation/Notes 1st Class/Reservations/Bus	SW 2F68	SW 1L72 Q P	SW 1W32 A P	SW 1A72 P	SW 1P72 U P	SW 2F70	SW 1W74 A P	SW 2P74 B P	SW 2T62 H P	SW 2F72	SW 1L76 Q P	SW 1A76 P	SW 1W36 A P	SW 1P76 U P	SW 2F74	SW 2P78 B P	SW 2T64 H P	SW 1W78 A P	
Basingstoke (BSK)	d		2059				2135		2124		2200						2224	2241	
Hook (HOK)	d								2131								2231		
Winchfield (WNF)	d								2135								2235		
Fleet (FLE)	d								2140								2240		
Farnborough (Main) (FNB)	d								2146								2246		
Alton (AON)	d			2044								2144							
Bentley (BTY)	d			2051								2151							
Farnham (FNH)	d			2058								2158							
Aldershot (AHT)	d			2104								2204							
Ash Vale (AHV)	d			2109								2209							
Brookwood (BKO)	3 d			2116					2153			2216					2253		
Guildford (GLD)	d				2119			2140						2219		2239			
Worplesdon (WPL)	d							2146								2245			
Woking (WOK)	a		2117	2121	2126		2153	2157	2158		2218	2221		2227		2251	2258	2259	
Woking (WOK)	d	2103	2118	2122	2122	2127	2133	2154	2158	2159	2203	2219	2222	2224	2228	2233	2252	2259	2301
West Byfleet (WBY)	d	2107			2127		2137				2207		2227			2237			
Byfleet & New Haw (BFN)	d	2110					2140				2210					2240			
Weybridge (WYB)	d	2113					2143		2206	2213						2243		2306	
Walton-On-Thames (WAL)	d	2117					2147		2210	2217						2247		2310	
Hersham (HER)	d	2119					2149			2219						2249			
Esher (ESH)	d	2122					2152			2222						2252			
Surbiton (SUR)	6 d	2127		2138			2157		2217	2227		2238				2257		2316	
Wimbledon (WIM)	6 a	2134					2204			2234						2304			
Earlsfield (EAD)	a	2138					2208			2238						2308			
Clapham Junction (CLJ)	10 a	2142	2138		2149		2212	2213	2219		2238	2250				2312	2311		2322
Vauxhall (VXH)	10 a	2147					2217			2247						2317			
London Waterloo (WAT)	15 a	2152	2149	2151	2158	2153	2224	2222	2228	2234	2254	2249	2259	2249	2252	2326	2320	2336	2331

Operator Train ID Days of operation/Notes 1st Class/Reservations/Bus	SW 2F80	SW 1A80 P	SW 1L80 Q P	SW 2L82 FO P	SW 2L82 FX P	SW 2F82 FX P	SW 2F82 FO P	SW 1A82 P	SW 2P82 FX B P	SW 2P82 FO B P	SW 1W82 A P	SW 1A84 P
Basingstoke (BSK)	d		2308	2254	2254						2344	
Hook (HOK)	d			2301	2301						2351	
Winchfield (WNF)	d			2305	2305						2355	
Fleet (FLE)	d			2310	2310						0001	
Farnborough (Main) (FNB)	d			2316	2316						0006	
Alton (AON)	d	2244						2315				2348
Bentley (BTY)	d	2251										0005e
Farnham (FNH)	d	2258						2328				0010a
Aldershot (AHT)	d	2304						2334				
Ash Vale (AHV)	d	2309						2339				
Brookwood (BKO)	3 d	2316		2323	2323			2346			0013	
Guildford (GLD)	d					2324	2327		2339	2339		
Worplesdon (WPL)	d								2345	2345		
Woking (WOK)	a	2321	2326	2328	2328	2331	2339	2351	2349	2351	0018	
Woking (WOK)	d	2304	2322	2327	2330		2333	2347	2356	2356		
West Byfleet (WBY)	d	2308	2327				2338	2352				
Byfleet & New Haw (BFN)	d	2311					2341	2355				
Weybridge (WYB)	d	2314					2346	2358				
Walton-On-Thames (WAL)	d	2318					2350	0002				
Hersham (HER)	d	2320					2353	0005				
Esher (ESH)	d	2323					2356	0008				
Surbiton (SUR)	6 d	2328	2338		2342		0001	0014		0008	0008	
Wimbledon (WIM)	6 a	2335					0013	0021		0016	0015	
Earlsfield (EAD)	a	2339						0026				
Clapham Junction (CLJ)	10 a	2343	2350	2346	2354		0019	0029		0023	0022	
Vauxhall (VXH)	10 a	2348					0027	0034				
London Waterloo (WAT)	15 a	2357	0001	2356	0004		0033	0040		0034	0033	

NOTES (see introductory pages for explanation of train operator codes and standard symbols)

- a Arrival time
- d Departure time
- e Arrives 11 minutes earlier
- A From Weymouth, see table 154
- B From Portsmouth Harbour, see table 155
- H From Portsmouth Harbour, see table 154
- Q From Exeter St Davids, see table 153
- U From Haslemere, see table 155
- FO Fridays only
- FX Not Fridays

Basingstoke, Alton, Farnham, Aldershot, Guildford and Woking to London

Saturdays

Operator Train ID Days of operation/Notes 1st Class/Reservations/Bus	SW 2F82 □	SW 1W82 B □	SW 1A84 □	SW 2F02 □	SW 1S08 C □	SW 2F06 □	SW 2L10 D □	SW 2L10 E □	SW 2F06 □	SW 1A10 □	SW 2F08 □	SW 2P12 A □	SW 1L12 F □	SW 1A12 □	SW 2B14 G □	SW 2F10 □	SW 2P14 A □	SW 1A14 D □
Basingstoke (BSK)	d						0451	0454					0559		0554			
Hook (HOK)	d						0458	0501							0601			
Winchfield (WNF)	d						0503	0505							0605			
Fleet (FLE)	d		0001				0509	0510							0610			
Farnborough (Main) (FNB)	d		0006				0515	0516							0616			
Alton (AON)	d																	0612
Bentley (BTY)	d			0005														0619
Farnham (FNH)	d			0010a										0555				0626
Aldershot (AHT)	d													0604c				0633
Ash Vale (AHV)	d													0609				0638
Brookwood (BKO)	3 d		0013				0522	0523						0616	0623			0645
Guildford (GLD)	d					0514						0604					0634	
Worpleston (WPL)	d					0519											0640	
Woking (WOK)	a		0018			0524	0528	0528	←			0612	0618	0621	0628		0644	0651
Woking (WOK)	d			0435	0527	0532	0530	0530		0532	0552	0602	0613	0619	0622	0629	0633	0645
West Byfleet (WBY)	d				0532	→				0536	0557	0606			0627		0637	0657
Byfleet & New Haw (BFN)	d				0535					0539	0609						0640	
Weybridge (WYB)	d									0542	0601	0612					0643	
Walton-On-Thames (WAL)	d	0002								0546	0605	0616					0647	
Hersham (HER)	d	0005								0548	0618						0649	
Esher (ESH)	d	0008								0551	0621						0652	
Surbiton (SUR)	6 d	0014		0456c			0541	0541	0556	0612	0626			0640c			0657	0708
Wimbledon (WIM)	6 a	0021		0503			0548	0548	0604	0634							0704	
Earlsfield (EAD)	a	0026							0610	0638							0708	
Clapham Junction (CLJ)	10 a	0029		0510	0643		0600	0600	0613	0642	0632	0638	0652	0648		0712	0704	0718
Vauxhall (VXH)	10 a	0034			0649		0607	0607	0618	0647						0717		
London Waterloo (WAT)	15 a	0040		0519	0656		0613	0613	0623	0628	0652	0641	0649	0701	0657	0723	0713	0727

Operator Train ID Days of operation/Notes 1st Class/Reservations/Bus	SW 1A14 E □	SW 1L14 F □	SW 2B16 G □	SW 1B14 G □	SW 2F12 □	SW 1L16 F □	SW 1A16 □	SW 1B16 H □	SW 2L18 □	SW 2F14 □	SW 1T18 R □	SW 2P18 J □	SW 1L18 F □	SW 1A18 □	SW 1P18 A □	SW 2L20 □	SW 2B18 G □	SW 2F16 □	
Basingstoke (BSK)	d		0630	0624	0641				0657		0705	0654		0716		0730			
Hook (HOK)	d			0631													0724	0743	
Winchfield (WNF)	d			0635													0731		
Fleet (FLE)	d			0640													0735		
Farnborough (Main) (FNB)	d			0646													0740		
Alton (AON)	d	0614						0644								0714			
Bentley (BTY)	d	0621						0651								0721			
Farnham (FNH)	d	0628						0658								0728			
Aldershot (AHT)	d	0634						0704								0734			
Ash Vale (AHV)	d	0639						0709								0739			
Brookwood (BKO)	3 d	0646		0653				0716		0723					0746		0753		
Guildford (GLD)	d					0654						0734				0749			
Worpleston (WPL)	d											0740							
Woking (WOK)	a	0651	0653	0658	0659	0702	0716	0721	0723	0728		0742	0745	0749	0751	0756	0758		
Woking (WOK)	d	0652	0654	0659	0700	0703	0717	0722	0724	0729	0733	0743	0746	0750	0752	0757	0759	0803	
West Byfleet (WBY)	d	0657				0707		0727				0737			0757			0807	
Byfleet & New Haw (BFN)	d					0710						0740						0810	
Weybridge (WYB)	d			0706		0713				0736	0743					0806		0813	
Walton-On-Thames (WAL)	d			0710		0717				0740	0747					0810		0817	
Hersham (HER)	d					0719					0749							0819	
Esher (ESH)	d					0722					0752							0822	
Surbiton (SUR)	6 d	0708		0716		0727		0738		0747	0757			0808		0816		0827	
Wimbledon (WIM)	6 a					0734					0804							0834	
Earlsfield (EAD)	a					0738					0808							0838	
Clapham Junction (CLJ)	10 a	0718				0742	0738	0749	0743	0758	0812		0805	0818			0822	0842	
Vauxhall (VXH)	10 a					0747					0817							0847	
London Waterloo (WAT)	15 a	0727	0719	0734	0729	0752	0749	0759	0752	0807	0822	0809	0816	0819	0828	0822	0840	0831	0852

NOTES (see introductory pages for explanation of train operator codes and standard symbols)

- a Arrival time
- d Departure time
- c Arrives 3 minutes earlier
- A From Portsmouth Harbour, see table 155
- B From Weymouth, see table 154
- C Also calls at Queenstown Rd.(Battersea) 0646
- D Runs from 14 October
- E Runs until 7 October
- F From Salisbury, see table 153
- G From Southampton Central, see table 154
- H From Poole, see table 154
- J From Portsmouth & Southsea, see table 155
- R From Portsmouth Harbour, see table 154

Basingstoke, Alton, Farnham, Aldershot, Guildford and Woking to London

Saturdays

Operator Train ID Days of operation/Notes 1st Class/Reservations/Bus	SW	SW	SW	SW	SW	SW	SW	SW	SW	SW	SW	SW	SW	SW	SW	SW	SW		
	1L20 K □	1W92 B □	1A20 □	1P20 A □	2L22 □	2F18 □	1T22 R □	2P22 J □	1L22 L □	1A22 □	1P22 A □	2L24 □	1W48 B □	2F20 □	1L24 F □	1W94 B □	1A24 □	1P24 A □	
Basingstoke (BSK)	d	0758				0754		0816		0830				0824	0835		0857		
Hook (HOK)	d					0801								0831					
Winchfield (WNF)	d					0805								0835					
Fleet (FLE)	d					0810		0827						0840					
Farnborough (Main) (FNB)	d					0816		0832						0846					
Alton (AON)	d			0744							0814							0844	
Bentley (BTY)	d			0751							0821							0851	
Farnham (FNH)	d			0758							0828							0858	
Aldershot (AHT)	d			0804							0834							0904	
Ash Vale (AHV)	d			0809							0839							0909	
Brookwood (BKO)	6 d			0816		0823					0846		0853					0916	
Guildford (GLD)	d				0819					0834			0849						0919
Worplesdon (WPL)	d									0840									
Woking (WOK)	a	0816		0821	0826	0828		0842	0845	0849	0851	0856	0858			0915		0921	0926
Woking (WOK)	d	0818	0822	0822	0827	0829	0833	0843	0846	0850	0852	0857	0859		0903	0916	0921	0922	0927
West Byfleet (WBY)	d			0827			0837				0857				0907			0927	
Byfleet & New Haw (BFN)	d						0840							0910					
Weybridge (WYB)	d					0836	0843						0906		0913				
Walton-On-Thames (WAL)	d					0840	0847						0910		0917				
Hersham (HER)	d						0849							0919					
Esher (ESH)	d						0852							0922					
Surbiton (SUR)	6 d			0838		0846	0857				0908		0916		0927			0938	
Wimbledon (WIM)	6 a						0904							0934					
Earlsfield (EAD)	a						0908							0938					
Clapham Junction (CLJ)	10 a	0837		0849		0857	0912		0905		0919			0911	0942	0936		0949	
Vauxhall (VXH)	a						0917							0947					
London Waterloo (WAT)	15 a	0849	0849	0858	0852	0907	0922	0909	0914	0919	0928	0922	0939	0920	0952	0949	0949	0958	0952

Operator Train ID Days of operation/Notes 1st Class/Reservations/Bus	SW	SW	SW	SW	SW	SW	SW	SW	SW	SW	SW	SW	SW	SW	SW	SW	SW	SW	SW	
	2L26 □	2F22 □	1T26 R □	2P26 J □	1L26 M □	1A26 □	1P26 A □	2L28 □	1W50 N □	2F24 □	1L28 K □	1W06 B □	1A28 □	1P28 A □	2L30 □	2F26 □	1T30 R □	2P30 J □		
Basingstoke (BSK)	d	0854		0916		0930			0924	0936		0957				0954		1016		
Hook (HOK)	d	0901							0931							1001				
Winchfield (WNF)	d	0905							0935							1005				
Fleet (FLE)	d	0910		0927					0940							1010		1027		
Farnborough (Main) (FNB)	d	0916		0932					0946							1016		1032		
Alton (AON)	d						0914						0944							
Bentley (BTY)	d						0921						0951							
Farnham (FNH)	d						0928						0958							
Aldershot (AHT)	d						0934						1004							
Ash Vale (AHV)	d						0939						1009							
Brookwood (BKO)	6 d	0923					0946		0953				1016		1023					
Guildford (GLD)	d				0934			0949						1019						1034
Worplesdon (WPL)	d				0940															1040
Woking (WOK)	a	0928		0942	0945	0949	0951	0956	0958			1015		1021	1026	1028		1042	1045	
Woking (WOK)	d	0929	0933	0943	0946	0950	0952	0957	0959		1003	1016	1021	1022	1027	1029	1033	1043	1046	
West Byfleet (WBY)	d		0937				0957				1007						1037			
Byfleet & New Haw (BFN)	d		0940								1010						1040			
Weybridge (WYB)	d	0935	0943						1006		1013				1036	1043				
Walton-On-Thames (WAL)	d	0939	0947						1010		1017				1040	1047				
Hersham (HER)	d		0949								1019					1049				
Esher (ESH)	d		0952								1022					1052				
Surbiton (SUR)	6 d	0946	0957			1008		1016			1027		1038		1046	1057				
Wimbledon (WIM)	6 a		1004								1034					1104				
Earlsfield (EAD)	a		1008								1038					1108				
Clapham Junction (CLJ)	10 a	0956	1012		1005		1019			1011	1042	1036		1049		1057				1105
Vauxhall (VXH)	a		1017								1047					1117				
London Waterloo (WAT)	15 a	1009	1022	1009	1014	1019	1028	1022	1039	1020	1052	1049	1049	1058	1052	1106	1122	1109	1114	

NOTES (see introductory pages for explanation of train operator codes and standard symbols)

- a Arrival time
- d Departure time
- A From Portsmouth Harbour, see table 155
- B From Weymouth, see table 154
- F From Salisbury, see table 153
- J From Portsmouth & Southsea, see table 155
- K From Exeter St Davids, see table 153
- L From Honiton, see table 153
- M From Exeter St Davids/Castle Cary, see table 153
- N From Weymouth/Poole, see table 154
- R From Portsmouth Harbour, see table 154

Basingstoke, Alton, Farnham, Aldershot, Guildford and Woking to London

Saturdays

Operator Train ID Days of operation/Notes 1st Class/Reservations/Bus	SW	SW	SW	SW	SW	SW	SW	SW	SW	SW	SW	SW	SW	SW	SW	SW	SW	SW				
	1L30	1A30	1P30	2L32	1W52	2F28	1L32	1W08	1A32	1P32	2L34	2F30	1T34	2P34	1L34	1A34	1P34	2L36				
	F		A		N		K	B		A			R	J	P		A					
	□	□	□	□	□	□	□	□	□	□	□	□	□	□	□	□	□	□				
Basingstoke (BSK)	d	1030			1024	1035		1057						1054		1116		1130				1124
Hook (HOK)	d				1031									1101								1131
Winchfield (WNF)	d				1035									1105								1135
Fleet (FLE)	d				1040									1110		1127						1140
Farnborough (Main) (FNB)	d				1046									1116		1132						1146
Alton (AON)	d		1014							1044								1115				
Bentley (BTY)	d		1021							1051												
Farnham (FNH)	d		1028							1058								1128c				
Aldershot (AHT)	d		1034							1104								1134				
Ash Vale (AHV)	d		1039							1109								1139				
Brookwood (BKO)	6 d		1046		1053					1116			1123					1146				1153
Guildford (GLD)	d			1049									1119					1149				
Worplesdon (WPL)	d																	1140				
Woking (WOK)	a	1049	1051	1056	1058			1115		1121	1126	1128		1142	1145	1149	1151	1156	1158			
Woking (WOK)	d	1050	1052	1057	1059			1103	1116	1121	1122	1127	1129	1133	1143	1146	1150	1152	1157	1159		
West Byfleet (WBY)	d		1057					1107			1127			1137				1157				
Byfleet & New Haw (BFN)	d							1110						1140								
Weybridge (WYB)	d				1106			1113					1136	1143								1206
Walton-On-Thames (WAL)	d				1110			1117					1140	1147								1210
Hersham (HER)	d							1119						1149								
Esher (ESH)	d							1122						1152								
Surbiton (SUR)	6 d		1108		1116			1127		1138			1146	1157				1208				1216
Wimbledon (WIM)	6 a							1134						1204								
Earlsfield (EAD)	a							1138						1208								
Clapham Junction (CLJ)	10 a		1119			1111		1142	1139		1149		1157	1212		1205		1219				
Vauxhall (VXH)	a							1147						1217								
London Waterloo (WAT)	15 a	1119	1128	1124	1139	1120	1152	1149	1150	1158	1154	1212	1222	1214	1217	1219	1228	1226	1238			

Operator Train ID Days of operation/Notes 1st Class/Reservations/Bus	SW	SW	SW	SW	SW	SW	SW	SW	SW	SW	SW	SW	SW	SW	SW	SW	SW	SW	SW	SW	SW	
	1W54	2F32	1L36	1W12	1A36	1P36	2L38	2F34	1T38	2P38	1L38	1A38	1P38	2L40	1W56	2F36	1L40	1W16				
	N		K	B		A			R	J	F		A		N		Q	B				
	□	□	□	□	□	□	□	□	□	□	□	□	□	□	□	□	□	□	□	□	□	□
Basingstoke (BSK)	d	1135		1157				1154		1216		1230						1224	1235		1257	
Hook (HOK)	d							1201										1231				
Winchfield (WNF)	d							1205										1235				
Fleet (FLE)	d							1210		1227								1240				
Farnborough (Main) (FNB)	d							1216		1232								1246				
Alton (AON)	d					1144							1215									
Bentley (BTY)	d					1151																
Farnham (FNH)	d					1158							1228c									
Aldershot (AHT)	d					1204							1234									
Ash Vale (AHV)	d					1209							1240									
Brookwood (BKO)	6 d					1216		1223					1247		1253							
Guildford (GLD)	d						1219					1234										
Worplesdon (WPL)	d											1240										
Woking (WOK)	a			1215	1221	1226	1228		1242	1245	1249	1252	1256	1258						1315		
Woking (WOK)	d		1203	1216	1221	1222	1227	1229	1233	1243	1246	1250	1253	1257	1259			1303	1316	1321		
West Byfleet (WBY)	d		1207							1237				1258				1307				
Byfleet & New Haw (BFN)	d		1210							1240								1310				
Weybridge (WYB)	d		1213						1236	1243					1306			1313				
Walton-On-Thames (WAL)	d		1217						1240	1247					1310			1317				
Hersham (HER)	d		1219							1249								1319				
Esher (ESH)	d		1222							1252								1322				
Surbiton (SUR)	6 d		1227			1238		1246	1257				1308		1316			1327				
Wimbledon (WIM)	6 a		1234						1304									1334				
Earlsfield (EAD)	a		1238						1308									1338				
Clapham Junction (CLJ)	10 a	1211	1242	1236		1249		1257	1312		1305		1319			1311		1342	1336			
Vauxhall (VXH)	a		1247						1317									1347				
London Waterloo (WAT)	15 a	1224	1253	1249	1253	1258	1255	1308	1322	1313	1315	1319	1328	1328	1339	1320	1352	1349	1349			

NOTES (see introductory pages for explanation of train operator codes and standard symbols)

- a Arrival time
- d Departure time
- c Arrives 3 minutes earlier
- A From Portsmouth Harbour, see table 155
- B From Weymouth, see table 154
- F From Salisbury, see table 153
- J From Portsmouth & Southsea, see table 155
- K From Exeter St Davids, see table 153
- N From Weymouth/Poole, see table 154
- P From Yeovil Junction, see table 153
- Q From Exeter St Davids/Frome, see table 153
- R From Portsmouth Harbour, see table 154

Basingstoke, Alton, Farnham, Aldershot, Guildford and Woking to London

Saturdays

Operator Train ID Days of operation/Notes 1st Class/Reservations/Bus	SW	SW	SW	SW	SW	SW	SW	SW	SW	SW	SW	SW	SW	SW	SW	SW	SW		
	1A40	1P40 A	2L42	2F38	1T42 R	2P42 J	1L42 F	1A42	1P42 A	2L44	1W58 N	2F40	1L44 K	1W18 B	1A44	1P44 A	2L46	2F42	
Basingstoke (BSK)	d			1254		1316		1330			1324	1335		1357				1354	
Hook (HOK)	d			1301							1331							1401	
Winchfield (WNF)	d			1305							1335							1405	
Fleet (FLE)	d			1310		1327					1340							1410	
Farnborough (Main) (FNB)	d			1316		1332					1346							1416	
Alton (AON)	d	1244						1315								1344			
Bentley (BTY)	d	1251														1351			
Farnham (FNH)	d	1258						1328c								1358			
Aldershot (AHT)	d	1304						1334								1404			
Ash Vale (AHV)	d	1309						1339								1409			
Brookwood (BKO)	6 d	1316		1323				1346			1353					1416		1423	
Guildford (GLD)	d		1319					1334			1349							1419	
Worplesdon (WPL)	d							1340											
Woking (WOK)	a	1321	1326	1328		1342	1345	1349	1351	1356	1358			1415		1421	1426	1428	
Woking (WOK)	d	1322	1327	1329	1333	1343	1346	1350	1352	1357	1359		1403	1416	1421	1422	1427	1429	1433
West Byfleet (WBY)	d	1327			1337				1357				1407			1427			1437
Byfleet & New Haw (BFN)	d				1340								1410						1440
Weybridge (WYB)	d			1336	1343						1406		1413					1436	1443
Walton-On-Thames (WAL)	d			1340	1347						1410		1417					1440	1447
Hersham (HER)	d				1349								1419						1449
Esher (ESH)	d				1352								1422						1452
Surbiton (SUR)	6 d	1338		1346	1357			1408			1416		1427		1438			1446	1457
Wimbledon (WIM)	6 a				1404								1434						1504
Earlsfield (EAD)	a				1408								1438						1508
Clapham Junction (CLJ)	10 a	1349		1357	1412		1405		1419			1411	1442	1436		1449		1457	1512
Vauxhall (VXH)	15 a				1417								1447						1517
London Waterloo (WAT)	15 a	1358	1351	1409	1422	1416	1414	1419	1428	1422	1439	1420	1452	1449	1449	1458	1452	1509	1522

Operator Train ID Days of operation/Notes 1st Class/Reservations/Bus	SW	SW	SW	SW	SW	SW	SW	SW	SW	SW	SW	SW	SW	SW	SW	SW	SW	SW	
	1T46 R	2P46 J	1L46 F	1A46	1P46 A	2L48	1W60 N	2F44	1L48 K	1W20 B	1A48	1P48 A	2L50	2F46	1T50 R	2P50 J	1L50 F	1A50	
Basingstoke (BSK)	d	1416		1430			1424	1435		1457			1454		1517			1530	
Hook (HOK)	d						1431						1501						
Winchfield (WNF)	d						1435						1505						
Fleet (FLE)	d	1427					1440						1510		1528				
Farnborough (Main) (FNB)	d	1432					1446						1516		1533				
Alton (AON)	d				1415							1444							1515
Bentley (BTY)	d											1451							
Farnham (FNH)	d				1428c							1458						1528c	
Aldershot (AHT)	d				1434							1504						1534	
Ash Vale (AHV)	d				1439							1509						1539	
Brookwood (BKO)	6 d				1446		1453					1516		1523				1546	
Guildford (GLD)	d		1434			1449						1519					1534		
Worplesdon (WPL)	d		1440													1540			
Woking (WOK)	a	1442	1445	1449	1451	1456	1458		1515		1521	1526	1528		1543	1545	1550	1551	
Woking (WOK)	d	1443	1446	1450	1452	1457	1459		1504	1516	1521	1522	1527	1529	1533	1544	1546	1551	1552
West Byfleet (WBY)	d				1457				1508			1527			1537				1557
Byfleet & New Haw (BFN)	d								1511						1540				
Weybridge (WYB)	d					1506	1514						1535	1543					
Walton-On-Thames (WAL)	d					1510			1518				1539	1547					
Hersham (HER)	d								1520					1549					
Esher (ESH)	d								1523					1552					
Surbiton (SUR)	6 d			1508		1516		1528			1538		1546	1557					1608
Wimbledon (WIM)	6 a							1535						1604					
Earlsfield (EAD)	a							1539						1608					
Clapham Junction (CLJ)	10 a		1505		1519		1511	1542	1536		1549		1557	1612		1605			1619
Vauxhall (VXH)	15 a							1547						1617					
London Waterloo (WAT)	15 a	1511	1516	1519	1528	1522	1539	1520	1552	1549	1549	1558	1552	1609	1622	1612	1614	1619	1628

NOTES (see introductory pages for explanation of train operator codes and standard symbols)

- a Arrival time
- d Departure time
- c Arrives 3 minutes earlier
- A From Portsmouth Harbour, see table 155
- B From Weymouth, see table 154
- F From Salisbury, see table 153
- J From Portsmouth & Southsea, see table 155
- K From Exeter St Davids, see table 153
- N From Weymouth/Poole, see table 154
- R From Portsmouth Harbour, see table 154

Basingstoke, Alton, Farnham, Aldershot, Guildford and Woking to London

Saturdays

Operator Train ID Days of operation/Notes 1st Class/Reservations/Bus	SW	SW	SW	SW	SW	SW	SW	SW	SW	SW	SW	SW	SW	SW	SW	SW	SW	SW	
	1P50 A	2L52 I	1W62 N	2F48 I	1L52 K	1W22 B	1A52 I	1P52 A	2L54 I	2F50 I	1T54 R	2P54 J	1L54 F	1A54 I	1P54 A	2L56 I	1W64 N	2F52 I	
Basingstoke (BSK)	d		1524	1535		1557				1554			1616			1630		1624	1635
Hook (HOK)	d		1531							1601								1631	
Winchfield (WNF)	d		1535							1605								1635	
Fleet (FLE)	d		1540							1610		1627						1640	
Farnborough (Main) (FNB)	d		1546							1616		1632						1646	
Alton (AON)	d							1544							1615				
Bentley (BTY)	d							1551											
Farnham (FNH)	d							1558						1628c					
Aldershot (AHT)	d							1604						1634					
Ash Vale (AHV)	d							1609						1639					
Brookwood (BKO)	3 d		1553					1616		1623				1646		1653			
Guildford (GLD)	d	1549						1619				1634			1649				
Worplesdon (WPL)	d											1640							
Woking (WOK)	a	1557	1558		1615		1621	1626	1628		1642	1645	1649	1651	1656	1658			
Woking (WOK)	d	1558	1559		1603	1616	1621	1622	1627	1629	1633	1643	1646	1650	1652	1657	1659		1703
West Byfleet (WBY)	d			1607				1627			1637			1657					1707
Byfleet & New Haw (BFN)	d			1610							1640								1710
Weybridge (WYB)	d		1606		1613					1636	1643					1706			1713
Walton-On-Thames (WAL)	d		1610		1617					1640	1647					1710			1717
Hersham (HER)	d				1619						1649								1719
Esher (ESH)	d				1622						1652								1722
Surbiton (SUR)	6 d		1616		1627		1638			1646	1657		1708		1716				1727
Wimbledon (WIM)	6 a				1634					1704									1734
Earlsfield (EAD)	a				1638					1708									1738
Clapham Junction (CLJ)	10 a			1612	1642	1637		1649		1657	1712		1705		1719			1711	1742
Vauxhall (VXH)	a				1647					1717									1747
London Waterloo (WAT)	15 a	1623	1636	1621	1652	1649	1649	1658	1652	1706	1722	1708	1714	1719	1728	1722	1736	1720	1752

Operator Train ID Days of operation/Notes 1st Class/Reservations/Bus	SW	SW	SW	SW	SW	SW	SW	SW	SW	SW	SW	SW	SW	SW	SW	SW	SW	SW	SW
	1L56 K	1W24 B	1A56 I	1P56 A	2L58 I	2F54 I	1T58 R	2P58 J	1L58 F	1A58 I	1P58 A	2L60 I	1W66 N	2F56 I	1L60 K	1W26 B	1A60 I	1P60 A	
Basingstoke (BSK)	d	1657			1654		1716		1730				1725	1735		1757			
Hook (HOK)	d				1701								1732						
Winchfield (WNF)	d				1705								1736						
Fleet (FLE)	d				1710		1727						1741						
Farnborough (Main) (FNB)	d				1716		1732						1747						
Alton (AON)	d			1644						1715								1744	
Bentley (BTY)	d			1651														1751	
Farnham (FNH)	d			1658						1728c								1758	
Aldershot (AHT)	d			1704						1734								1804	
Ash Vale (AHV)	d			1709						1739								1809	
Brookwood (BKO)	3 d			1716		1723				1746		1754						1816	
Guildford (GLD)	d				1719				1734			1749							1819
Worplesdon (WPL)	d								1740										
Woking (WOK)	a	1715		1721	1726	1728		1742	1745	1749	1751	1756	1759		1815		1821	1826	
Woking (WOK)	d	1716	1721	1722	1727	1729	1733	1743	1746	1750	1752	1757	1800		1803	1816	1821	1822	1827
West Byfleet (WBY)	d			1727			1737			1757					1807				
Byfleet & New Haw (BFN)	d						1740								1810				
Weybridge (WYB)	d				1736	1743						1806			1813				
Walton-On-Thames (WAL)	d				1740	1747						1810			1817				
Hersham (HER)	d					1749									1819				
Esher (ESH)	d					1752									1822				
Surbiton (SUR)	6 d			1738		1746	1757			1808		1817			1827			1838	
Wimbledon (WIM)	6 a					1804									1834				
Earlsfield (EAD)	a					1808									1838				
Clapham Junction (CLJ)	10 a	1737		1749		1757		1812		1805		1819		1811	1842	1836		1849	
Vauxhall (VXH)	a					1817									1847				
London Waterloo (WAT)	15 a	1749	1749	1758	1752	1806	1822	1809	1814	1819	1828	1822	1839	1820	1852	1849	1849	1858	1852

NOTES (see introductory pages for explanation of train operator codes and standard symbols)

- a Arrival time
- d Departure time
- c Arrives 3 minutes earlier
- A From Portsmouth Harbour, see table 155
- B From Weymouth, see table 154
- F From Salisbury, see table 153
- J From Portsmouth & Southsea, see table 155
- K From Exeter St Davids, see table 153
- N From Weymouth/Poole, see table 154
- R From Portsmouth Harbour, see table 154

Basingstoke, Alton, Farnham, Aldershot, Guildford and Woking to London

Saturdays

Operator Train ID Days of operation/Notes 1st Class/Reservations/Bus	SW 2L62 F	SW 2F58	SW 1T62 R F	SW 2P62 J F	SW 1L62 F F	SW 1A62	SW 1P62 A F	SW 2L64	SW 1W68 N F	SW 2F60	SW 1L64 K F	SW 1W28 B F	SW 1A64	SW 1P64 A F	SW 2L66	SW 2F62	SW 1T66 R F	SW 2P66 J F	
Basingstoke (BSK)	d	1754		1816		1830			1824	1835		1857			1854		1916		
Hook (HOK)	d	1801						1831							1901				
Winchfield (WNF)	d	1805						1835							1905				
Fleet (FLE)	d	1810		1827				1840							1910		1927		
Farnborough (Main) (FNB)	d	1816		1832				1846							1916		1932		
Alton (AON)	d					1815							1844						
Bentley (BTY)	d												1851						
Farnham (FNH)	d					1828c							1858						
Aldershot (AHT)	d					1834							1904						
Ash Vale (AHV)	d					1839							1909						
Brookwood (BKO)	6 d	1823				1846		1853					1916		1923				
Guildford (GLD)	d				1834			1849						1919				1934	
Worplesdon (WPL)	d				1840													1940	
Woking (WOK)	a	1828		1842	1845	1849	1851	1856	1858			1915	1921	1926	1928		1942	1945	
Woking (WOK)	d	1829	1833	1843	1846	1850	1852	1857	1859		1903	1916	1921	1922	1927	1929	1933	1943	1946
West Byfleet (WBY)	d		1837				1857				1907		1927				1937		
Byfleet & New Haw (BFN)	d		1840								1910						1940		
Weybridge (WYB)	d	1836	1843						1906		1913				1936		1943		
Walton-On-Thames (WAL)	d	1840	1847					1910			1917				1940		1947		
Hersham (HER)	d										1919						1949		
Esher (ESH)	d										1922						1952		
Surbiton (SUR)	6 d	1847	1857			1908		1916			1927		1938		1946		1957		
Wimbledon (WIM)	6 a		1904								1934						2004		
Earlsfield (EAD)	a		1908								1938						2008		
Clapham Junction (CLJ)	10 a	1857	1912		1905		1919		1911		1942	1936		1949		1957	2012	2005	
Vauxhall (VXH)	a		1917								1947						2017		
London Waterloo (WAT)	15 a	1906	1922	1909	1916	1919	1928	1922	1939	1920	1952	1949	1949	1958	1952	2006	2022	2011	2014

Operator Train ID Days of operation/Notes 1st Class/Reservations/Bus	SW 1L66 F F	SW 1A66	SW 1P66 A F	SW 2L68	SW 1W70 N F	SW 2F64	SW 1W30 B F	SW 1A68	SW 1P68 A F	SW 2L70	SW 1L68 K F	SW 2F66	SW 1T70 R F	SW 2P70 J F	SW 1A70	SW 1P70 A F	SW 2L72	SW 1W72 N F	
Basingstoke (BSK)	d	1930			1924	1935				1954	2010		2016				2024	2035	
Hook (HOK)	d				1931					2001							2031		
Winchfield (WNF)	d				1935					2005							2035		
Fleet (FLE)	d				1940					2010			2027				2040		
Farnborough (Main) (FNB)	d				1946					2016			2032				2046		
Alton (AON)	d		1915					1944							2015				
Bentley (BTY)	d							1951											
Farnham (FNH)	d		1928c					1958							2028c				
Aldershot (AHT)	d		1934					2004							2034				
Ash Vale (AHV)	d		1939					2009							2039				
Brookwood (BKO)	6 d		1946		1953			2016		2023					2046		2053		
Guildford (GLD)	d			1949					2019						2034		2049		
Worplesdon (WPL)	d														2040				
Woking (WOK)	a	1949	1951	1956	1958			2021	2026	2028	2030		2042	2045	2051	2056	2058		
Woking (WOK)	d	1950	1952	1957	1959		2003	2021	2022	2027	2029	2031	2034	2043	2046	2052	2057	2059	
West Byfleet (WBY)	d		1957				2007	2027					2038						
Byfleet & New Haw (BFN)	d						2010						2041						
Weybridge (WYB)	d			2006			2013			2036			2044				2106		
Walton-On-Thames (WAL)	d			2010			2017			2040			2048				2110		
Hersham (HER)	d						2019						2050						
Esher (ESH)	d						2022						2053						
Surbiton (SUR)	6 d		2008		2016		2027		2038	2046			2058		2108		2116		
Wimbledon (WIM)	6 a						2034						2105						
Earlsfield (EAD)	a						2038						2109						
Clapham Junction (CLJ)	10 a		2019		2011		2042		2049		2058	2053	2112		2105	2119		2111	
Vauxhall (VXH)	a						2047						2117						
London Waterloo (WAT)	15 a	2019	2028	2022	2039	2020	2052	2051	2058	2053	2107	2104	2122	2109	2116	2128	2122	2139	2120

NOTES (see introductory pages for explanation of train operator codes and standard symbols)

- a Arrival time
- d Departure time
- c Arrives 3 minutes earlier
- A From Portsmouth Harbour, see table 155
- B From Weymouth, see table 154
- F From Salisbury, see table 153
- J From Portsmouth & Southsea, see table 155
- K From Exeter St Davids, see table 153
- N From Weymouth/Poole, see table 154
- R From Portsmouth Harbour, see table 154

Basingstoke, Alton, Farnham, Aldershot, Guildford and Woking to London

Saturdays

Operator Train ID Days of operation/Notes 1st Class/Reservations/Bus	SW 2F68	SW 1W32 B □	SW 1A72 □	SW 1P72 A □	SW 2L74 □	SW 1L72 K □	SW 2F70	SW 2P74 J □	SW 1L74 F □	SW 1A74 □	SW 1W74 N □	SW 1P74 A □	SW 2T62 R □	SW 2F72	SW 1B78 H □	SW 1A76 □	SW 1L76 K □	SW 2L78 □	
Basingstoke (BSK)	d				2054	2110			2130			2135					2209	2154	
Hook (HOK)	d				2101								2131					2201	
Winchfield (WNF)	d				2105								2135					2205	
Fleet (FLE)	d				2110								2140					2210	
Farnborough (Main) (FNB)	d				2116								2146					2216	
Alton (AON)	d		2044							2115							2144		
Bentley (BTY)	d		2051														2151		
Farnham (FNH)	d		2058							2128c							2158		
Aldershot (AHT)	d		2104							2134							2204		
Ash Vale (AHV)	d		2109							2139							2209		
Brookwood (BKO)	6 d		2116		2123					2146			2153				2216	2223	
Guildford (GLD)	d			2119				2134				2149							
Worplesdon (WPL)	d							2140											
Woking (WOK)	a		2121	2126	2128	2130		2145	2149	2151	2154	2158	2158			2221	2227	2228	
Woking (WOK)	d	2103	2122	2122	2127	2129	2131	2134	2146	2150	2152	2155	2159	2159	2203	2221	2222	2228	2229
West Byfleet (WBY)	d	2107		2127				2138			2157				2207		2227		
Byfleet & New Haw (BFN)	d	2110						2141							2210				
Weybridge (WYB)	d	2113			2135			2144					2206		2213				2236
Walton-On-Thames (WAL)	d	2117			2139			2148					2210		2217				2240
Hersham (HER)	d	2119						2150							2219				
Esher (ESH)	d	2122						2153							2222				
Surbiton (SUR)	6 d	2127		2138		2146		2158		2209			2216		2227		2238		2246
Wimbledon (WIM)	6 a	2134						2205							2234				
Earlsfield (EAD)	a	2138						2209							2238				
Clapham Junction (CLJ)	10 a	2142		2149		2159	2153	2212	2205		2220	2214			2242		2251	2247	2257
Vauxhall (VXH)	10 a	2147						2217							2247				
London Waterloo (WAT)	15 a	2152	2149	2158	2152	2208	2204	2222	2216	2219	2230	2223	2225	2239	2254	2249	2301	2258	2309

Operator Train ID Days of operation/Notes 1st Class/Reservations/Bus	SW 2F74	SW 2P78 A □	SW 1A78 □	SW 2T64 R □	SW 1W78 B □	SW 2F80	SW 2F98 □	SW 1A80 □	SW 1L80 K □	SW 2L82 □	SW 2F82 □	SW 1W82 B □	SW 1A82 □	SW 2P82 A □	SW 2B84 H □	SW 1A84 □	
Basingstoke (BSK)	d			2224	2241				2309	2254		2314				2343	
Hook (HOK)	d			2231						2301						2351	
Winchfield (WNF)	d			2235						2305						2355	
Fleet (FLE)	d			2240						2310						0001	
Farnborough (Main) (FNB)	d			2246						2316						0006	
Alton (AON)	d		2215					2244					2315				2346
Bentley (BTY)	d							2251									2353
Farnham (FNH)	d		2228c					2258				2328c					2358a
Aldershot (AHT)	d		2234					2304				2334					
Ash Vale (AHV)	d		2239					2309				2339					
Brookwood (BKO)	6 d		2246	2253				2316		2323		2346			0013		
Guildford (GLD)	d	2237					2304							2340			
Worplesdon (WPL)	d	2243												2346			
Woking (WOK)	a	2247	2251	2258	2259		2311	2321	2328	2328		2332	2351	2351	0018		
Woking (WOK)	d	2233	2248	2252	2259	2300	2304	2322	2329	2332	2336	2339		2356	0020		
West Byfleet (WBY)	d	2237		2257			2308	2327			2341				0025		
Byfleet & New Haw (BFN)	d	2240					2311				2344						
Weybridge (WYB)	d	2243			2306		2314				2347				0029		
Walton-On-Thames (WAL)	d	2247			2310		2318				2351				0033		
Hersham (HER)	d	2249					2320				2354						
Esher (ESH)	d	2252					2323				2357						
Surbiton (SUR)	6 d	2257		2308	2316		2328		2338		2344	0002			0008	0040	
Wimbledon (WIM)	6 a	2304					2335				0011			0015	0047		
Earlsfield (EAD)	a	2308					2339				0015						
Clapham Junction (CLJ)	10 a	2312	2307	2318		2322	2342		2353	2348	2357	0018	0002		0021	0053	
Vauxhall (VXH)	10 a	2317					2347				0023						
London Waterloo (WAT)	15 a	2322	2316	2328	2334	2331	2352		0003	2359	0006	0033	0012		0030	0104	

NOTES (see introductory pages for explanation of train operator codes and standard symbols)

- a Arrival time
- d Departure time
- c Arrives 3 minutes earlier
- A From Portsmouth Harbour, see table 155
- B From Weymouth, see table 154
- F From Salisbury, see table 153
- H From Poole, see table 154
- J From Portsmouth & Southsea, see table 155
- K From Exeter St Davids, see table 153
- N From Weymouth/Poole, see table 154
- R From Portsmouth Harbour, see table 154

Basingstoke, Alton, Farnham, Aldershot, Guildford and Woking to London

Sundays

Operator	SW	SW	SW	SW	SW	SW	SW	SW	SW	SW	SW	SW	SW	SW	SW	SW	SW	SW
Train ID	2B84	2F10	2F12	2F14	1L18	1S18	2L20	2A20	1B20	2F16	2P20	1L20	2F18	1P22	1P22	1S22	2L24	2A24
Days of operation/Notes	B				C	D			E		A	C		F	G	D		
1st Class/Reservations/Bus	1				1		1	1	1		1	1		1	1		1	1
Basingstoke (BSK)	d				0720		0716		0744			0810						0816
Hook (HOK)	d						0723											0823
Winchfield (WNF)	d						0727											0827
Fleet (FLE)	d	0001					0732											0832
Farnborough (Main) (FNB)	d	0006					0738											0838
Alton (AON)	d																	0815
Bentley (BTY)	d																	0823
Farnham (FNH)	d							0730										0830
Aldershot (AHT)	d							0736										0836
Ash Vale (AHV)	d							0741										0841
Brookwood (BKO)	3 d	0013					0745	0748										0845 0848
Guildford (GLD)	d			0657	0724					0757	0802		0824	0833	0835			
Worplesdon (WPL)	d				0730								0830					
Woking (WOK)	a	0018		0705	0734	0739		0750	0754	0802	0805	0813	0828	0834	0842	0842		0850 0854
Woking (WOK)	d	0020	0636	0706	0736	0740	0751	0758	0804	0806	0815	0830	0836	0845	0845	0852		0858
West Byfleet (WBY)	d	0025	0640	0710	0740		0755			0810			0840			0856		
Byfleet & New Haw (BFN)	d		0643	0713	0743		0759			0813			0843			0900		
Weybridge (WYB)	d	0029	0646	0716	0746					0816			0846					
Walton-On-Thames (WAL)	d	0033	0650	0720	0750					0820			0850					
Hersham (HER)	d		0652	0722	0752					0822			0852					
Esher (ESH)	d		0655	0725	0755					0825			0855					
Surbiton (SUR)	6 d	0040	0700	0730	0800			0810		0830			0900					0910
Wimbledon (WIM)	6 a	0047	0707	0737	0807			0817		0837			0907					0919
Earlsfield (EAD)	a		0711	0741	0811					0841			0911					
Clapham Junction (CLJ)	10 a	0053	0715	0745	0815	0805	0900	0825	0832	0845	0838	0856	0914	0908	0908	1001		0925
Vauxhall (VXH)	a		0720	0750	0820		0907			0850			0920			1008		
London Waterloo (WAT)	15 a	0104	0727	0757	0827	0823	0915	0836	0846	0857	0851	0912	0927	0923	0923	1015		0940

Operator	SW	SW	SW	SW	SW	SW	SW	SW	SW	SW	SW	SW	SW	SW	SW	SW	SW	SW
Train ID	1T24	2F20	2P24	1L24	1B26	2F22	1P26	1P26	1S26	2L28	2A28	1T28	2F24	2P28	1W28	1L28	2F26	1P30
Days of operation/Notes	H		A	J	B		F	G	D			K		A	L	J		A
1st Class/Reservations/Bus	1		1	1	1		1	1		1	1	1		1	1	1		1
Basingstoke (BSK)	d	0845			0904	0902				0916		0944						
Hook (HOK)	d									0923								
Winchfield (WNF)	d									0927								
Fleet (FLE)	d				0913					0932								
Farnborough (Main) (FNB)	d				0919					0938								
Alton (AON)	d									0915								
Bentley (BTY)	d									0923								
Farnham (FNH)	d									0930								
Aldershot (AHT)	d									0936								
Ash Vale (AHV)	d									0941								
Brookwood (BKO)	3 d									0945	0948							
Guildford (GLD)	d		0857	0902		0924	0933	0935					0957	1005			1024	1035
Worplesdon (WPL)	d					0930											1030	
Woking (WOK)	a	0903	0906	0915	0923	0928	0934	0942	0942	0950	0954	1002	1005	1015	1019	1024	1034	1042
Woking (WOK)	d	0905	0907	0915	0924	0931	0936	0945	0945	0952	0958	1004	1006	1016	1020	1025	1036	1045
West Byfleet (WBY)	d		0911			0940			0956				1010				1040	
Byfleet & New Haw (BFN)	d		0914			0943			1000				1013				1043	
Weybridge (WYB)	d		0917			0946							1016				1046	
Walton-On-Thames (WAL)	d		0921			0950							1020				1050	
Hersham (HER)	d		0923			0952							1022				1052	
Esher (ESH)	d		0926			0955							1025				1055	
Surbiton (SUR)	6 d		0931			1000				1010			1030				1100	
Wimbledon (WIM)	6 a		0938			1007				1017			1037				1107	
Earlsfield (EAD)	a		0942			1011							1041				1111	
Clapham Junction (CLJ)	10 a	0929	0945	0940	0947	0959	1014	1005	1005	1101	1025	1029	1048	1037	1041	1044	1114	1106
Vauxhall (VXH)	a		0950			1019				1108			1053				1120	
London Waterloo (WAT)	15 a	0943	0957	0953	1000	1011	1026	1019	1019	1113	1041	1043	1100	1050	1053	1057	1127	1122

NOTES (see introductory pages for explanation of train operator codes and standard symbols)

- a Arrival time
- d Departure time
- A From Portsmouth Harbour, see table 155
- B From Poole, see table 154
- C From Salisbury, see table 153
- D Also calls at Queenstown Rd.(Battersea) 4 minutes after Clapham Junction
- E From Southampton Central, see table 154
- F Runs from 8 October. From Portsmouth Harbour, see table 155
- G Runs until 1 October. From Portsmouth Harbour, see table 155
- H From Portsmouth Harbour/Southampton Central, see table 154
- J From Yeovil Junction, see table 153
- K From Portsmouth Harbour/Poole, see table 154
- L From Weymouth, see table 154

Basingstoke, Alton, Farnham, Aldershot, Guildford and Woking to London

Sundays

Operator Train ID Days of operation/Notes 1st Class/Reservations/Bus		SW 1S30 D	SW 2L32 D	SW 2A32 D	SW 1T32 K D	SW 2F28	SW 2P32 A D	SW 1W32 L D	SW 1L32 M D	SW 2F30	SW 1P34 A D	SW 1S34 D	SW 2L36 D	SW 2A36 D	SW 1T36 K D	SW 2F32	SW 2P36 A D	SW 1W36 L D	SW 1L36 N D	
Basingstoke (BSK)	d		1016		1044			1100	1104				1116		1145				1200	1205
Hook (HOK)	d		1023										1123							
Winchfield (WNF)	d		1027										1127							
Fleet (FLE)	d		1032										1132							
Farnborough (Main) (FNB)	d		1038										1138							
Alton (AON)	d			1015										1115						
Bentley (BTY)	d			1023										1123						
Farnham (FNH)	d			1030										1130						
Aldershot (AHT)	d			1036										1136						
Ash Vale (AHV)	d			1041										1141						
Brookwood (BKO)	3 d		1045	1048									1145	1148						
Guildford (GLD)	d					1057	1105			1124	1135					1157	1205			
Worplesdon (WPL)	d									1130										
Woking (WOK)	a		1050	1054	1102	1105	1114	1118	1123	1134	1142		1150	1154	1203	1205	1214	1218	1223	
Woking (WOK)	d	1052	1058	1104	1106	1115	1119	1124	1136	1145	1152	1158	1204	1206	1215	1219	1224			
West Byfleet (WBY)	d	1056			1110				1140		1156			1210						
Byfleet & New Haw (BFN)	d	1100			1113				1143		1200			1213						
Weybridge (WYB)	d				1116				1146					1216						
Walton-On-Thames (WAL)	d				1120				1150					1220						
Hersham (HER)	d				1122				1152					1222						
Esher (ESH)	d				1125				1155					1225						
Surbiton (SUR)	6 d		1110		1130				1200				1210	1230						
Wimbledon (WIM)	6 a		1117		1137				1207				1217	1238						
Earlsfield (EAD)	a				1141				1211					1242						
Clapham Junction (CLJ)	10 a	1201	1125	1129	1148	1135	1141	1144	1214	1204	1301	1223	1227	1245	1234	1239	1243			
Vauxhall (VXH)	a	1208			1153				1220		1308			1250						
London Waterloo (WAT)	15 a	1213	1139	1141	1200	1150	1154	1157	1227	1217	1313	1234	1237	1257	1244	1249	1254			

Operator Train ID Days of operation/Notes 1st Class/Reservations/Bus		SW 2F34	SW 1P38 A D	SW 1S38 D	SW 2L40 D	SW 2A40 D	SW 1T40 K D	SW 2F36	SW 2P40 A D	SW 1W40 L D	SW 1L40 M D	SW 2F38	SW 1P42 A D	SW 1S42 D	SW 2L44 D	SW 2A44 D	SW 1T44 K D	SW 2F40	SW 2P44 A D	
Basingstoke (BSK)	d				1216		1244			1300	1304						1316		1344	
Hook (HOK)	d				1223												1323			
Winchfield (WNF)	d				1227												1327			
Fleet (FLE)	d				1232												1332			
Farnborough (Main) (FNB)	d				1238												1338			
Alton (AON)	d					1215											1315			
Bentley (BTY)	d					1223											1323			
Farnham (FNH)	d					1230											1330			
Aldershot (AHT)	d					1236											1336			
Ash Vale (AHV)	d					1241											1341			
Brookwood (BKO)	3 d				1245	1248									1345	1348				
Guildford (GLD)	d	1224	1235					1257	1305			1324	1335						1357	1405
Worplesdon (WPL)	d	1230										1330								
Woking (WOK)	a	1234	1242		1250	1254	1302	1305	1313	1318	1323	1334	1342		1350	1354	1402	1405	1413	
Woking (WOK)	d	1236	1245	1252	1258	1304	1306	1315	1319	1324	1336	1345	1352	1358	1404	1406	1415			
West Byfleet (WBY)	d	1240		1256			1310				1340		1356							1410
Byfleet & New Haw (BFN)	d	1243		1300			1313				1343		1400							1413
Weybridge (WYB)	d	1246					1316				1346									1416
Walton-On-Thames (WAL)	d	1250					1320				1350									1420
Hersham (HER)	d	1252					1322				1352									1422
Esher (ESH)	d	1255					1325				1355									1425
Surbiton (SUR)	6 d	1300			1310		1330				1400				1410					1430
Wimbledon (WIM)	6 a	1307			1317		1337				1407				1417					1437
Earlsfield (EAD)	a	1311					1341				1411									1441
Clapham Junction (CLJ)	10 a	1314	1304	1401	1323	1327	1345	1334	1339	1343	1415	1404	1501	1423	1427	1445	1434			
Vauxhall (VXH)	a	1320		1408			1350				1420		1508							1450
London Waterloo (WAT)	15 a	1325	1314	1413	1334	1337	1355	1344	1349	1354	1425	1414	1513	1434	1437	1455	1444			

NOTES (see introductory pages for explanation of train operator codes and standard symbols)

- a Arrival time
- d Departure time
- A From Portsmouth Harbour, see table 155
- D Also calls at Queenstown Rd.(Battersea) 4 minutes after Clapham Junction
- K From Portsmouth Harbour/Poole, see table 154
- L From Weymouth, see table 154
- M From Exeter St Davids, see table 153
- N From Exeter St Davids/Yeovil Junction, see table 153

Basingstoke, Alton, Farnham, Aldershot, Guildford and Woking to London

Sundays

Operator Train ID Days of operation/Notes 1st Class/Reservations/Bus	SW	SW	SW	SW	SW	SW	SW	SW	SW	SW	SW	SW	SW	SW	SW	SW	SW	SW
	1W44	2L46	1L44	2L46	2A46	2F42	1P46	1S46	2L48	2A48	1T48	2F44	2P48	1W48	2L50	1L48	2L50	2A50
	L	L	M	L	L		A	D	L	L	K		A	L	L	M	L	L
	□	□	□	□	□		□		□	□	□		□	□	□	□	□	□
Basingstoke (BSK)	d	1400	1350	1404					1416		1444			1500	1450	1504		
Hook (HOK)	d								1423									
Winchfield (WNF)	d								1427									
Fleet (FLE)	d		1402						1432						1502			
Farnborough (Main) (FNB)	d		1408						1438						1508			
Alton (AON)	d				1345					1415								1445
Bentley (BTY)	d									1423								
Farnham (FNH)	d				1400c					1430								1500c
Aldershot (AHT)	d				1406					1436								1506
Ash Vale (AHV)	d				1411					1441								1511
Brookwood (BKO)	3 d		1415		1418				1445	1448					1515			1518
Guildford (GLD)	d					1424	1435					1457	1505					
Worplesdon (WPL)	d					1430												
Woking (WOK)	a	1418	1420	1423	← 1424	1434	1442		1450	1454	1502	1505	1513	1518	1520	1523	← 1524	
Woking (WOK)	d	1419	1428	1424	1428	1436	1444	1452	1458	1504	1506	1515	1519	1528	1524	1528		
West Byfleet (WBY)	d		→			1440		1456						1510		→		
Byfleet & New Haw (BFN)	d					1443		1500						1513				
Weybridge (WYB)	d				1434	1446								1516				1534
Walton-On-Thames (WAL)	d				1438	1450								1520				1538
Hersham (HER)	d					1452								1522				
Esher (ESH)	d					1455								1525				
Surbiton (SUR)	6 d				1445	1500			1510					1530				1545
Wimbledon (WIM)	6 a				1452	1507			1517					1537				1552
Earlsfield (EAD)	a					1511								1541				
Clapham Junction (CLJ)	10 a	1439		1443	1458	1515	1503	1601	1523	1527	1545	1534	1539		1543		1558	
Vauxhall (VXH)	a					1520		1608						1550				
London Waterloo (WAT)	15 a	1449		1454	1509	1525	1513	1613	1534	1537	1555	1544	1549		1554		1609	

Operator Train ID Days of operation/Notes 1st Class/Reservations/Bus	SW	SW	SW	SW	SW	SW	SW	SW	SW	SW	SW	SW	SW	SW	SW	SW	SW	SW
	2F46	1P50	1S50	2L52	1B52	2L52	2A52	2F48	1T52	2P52	1W52	2L54	1L52	2L54	2A54	2F50	1P54	1S54
		A	D	L	B	L	L		R	A	L	L	M	L	L		A	D
		□		□	□	□	□		□	□	□	□	□	□	□		□	□
Basingstoke (BSK)	d			1516	1535				1544		1600	1550	1604					
Hook (HOK)	d			1523														
Winchfield (WNF)	d			1527														
Fleet (FLE)	d			1532								1602						
Farnborough (Main) (FNB)	d			1538					1558			1608						
Alton (AON)	d						1515								1545			
Bentley (BTY)	d						1523											
Farnham (FNH)	d						1530								1600c			
Aldershot (AHT)	d						1536								1606			
Ash Vale (AHV)	d						1541								1611			
Brookwood (BKO)	3 d			1545			1548					1615			1618			
Guildford (GLD)	d	1524	1535					1557		1605						1624	1635	
Worplesdon (WPL)	d	1530														1630		
Woking (WOK)	a	1534	1544		1550	1553	← 1554	1605	1608	1613	1618	1620	1623	← 1624	1634	1642		
Woking (WOK)	d	1536	1545	1552	1558	1555	1558	1606	1609	1615	1619	1628	1624		1628	1636	1645	1652
West Byfleet (WBY)	d	1540		1556	→			1610								1640		1656
Byfleet & New Haw (BFN)	d	1543		1600				1613								1643		1700
Weybridge (WYB)	d	1546						1616							1634	1646		
Walton-On-Thames (WAL)	d	1550						1620							1638	1650		
Hersham (HER)	d	1552						1622								1652		
Esher (ESH)	d	1555						1625								1655		
Surbiton (SUR)	6 d	1600					1610	1630							1645	1700		
Wimbledon (WIM)	6 a	1607					1617	1637							1652	1707		
Earlsfield (EAD)	a	1611						1641								1711		
Clapham Junction (CLJ)	10 a	1615	1604	1701		1614		1623	1645	1628	1634	1639		1643	1658	1715	1704	1801
Vauxhall (VXH)	a	1620		1708				1650								1720		1808
London Waterloo (WAT)	15 a	1625	1614	1713		1624		1634	1655	1639	1644	1649		1654	1709	1725	1714	1813

NOTES (see introductory pages for explanation of train operator codes and standard symbols)

- a Arrival time
- d Departure time
- c Arrives 5 minutes earlier
- A From Portsmouth Harbour, see table 155
- B From Poole, see table 154
- D Also calls at Queenstown Rd.(Battersea) 4 minutes after Clapham Junction
- K From Portsmouth Harbour/Poole, see table 154
- L From Weymouth, see table 154
- M From Exeter St Davids, see table 153
- R From Portsmouth Harbour, see table 154

Basingstoke, Alton, Farnham, Aldershot, Guildford and Woking to London

Sundays

Operator Train ID Days of operation/Notes 1st Class/Reservations/Bus	SW	SW	SW	SW	SW	SW	SW	SW	SW	SW	SW	SW	SW	SW	SW	SW	SW	
	2L56	1B56 B	2L56	2A56	2F52	1T56 R	2P56 A	1W56 L	2L58	1L56 M	2L58	2A58	2F54	1P58 A	1S58 D	2L60	1B60 B	1L58 P
Basingstoke (BSK) d	1616	1635				1644		1700	1650	1704						1716	1735	1728
Hook (HOK) d	1623															1723		
Winchfield (WNF) d	1627															1727		
Fleet (FLE) d	1632								1702							1732		
Farnborough (Main) (FNB) d	1638					1658			1708							1738		
Alton (AON) d				1615								1645						
Bentley (BTY) d				1623														
Farnham (FNH) d				1630								1700c						
Aldershot (AHT) d				1636								1706						
Ash Vale (AHV) d				1641								1711						
Brookwood (BKO) 3 d	1645			1648					1715			1718				1745		
Guildford (GLD) d					1657		1705						1724	1735				
Worplesdon (WPL) d													1730					
Woking (WOK) a	1650	1653	←	1654	1705	1708	1713	1718	1720	1723	←	1724	1734	1742		1750	1753	
Woking (WOK) d	1658	1655	1658	1706	1709	1715	1719	1728	1724	1728	1736	1745	1752	1758	1755			
West Byfleet (WBY) d	→			1710				→			1740		1756	→				
Byfleet & New Haw (BFN) d				1713							1743		1800					
Weybridge (WYB) d				1716						1734	1746							
Walton-On-Thames (WAL) d				1720						1738	1750							
Hersham (HER) d				1722							1752							
Esher (ESH) d				1725							1755							
Surbiton (SUR) 6 d			1710	1730							1745	1800						
Wimbledon (WIM) 6 a			1717	1737							1752	1807						
Earlsfield (EAD) a				1741								1811						
Clapham Junction (CLJ) 10 a		1714	1723	1745	1728	1734	1739		1743	1758	1815	1804	1901		1814	1810		
Vauxhall (VXH) a				1750							1820	1908						
London Waterloo (WAT) 15 a		1724	1734	1755	1739	1744	1749		1754	1809	1825	1814	1913		1825	1819		

Operator Train ID Days of operation/Notes 1st Class/Reservations/Bus	SW	SW	SW	SW	SW	SW	SW	SW	SW	SW	SW	SW	SW	SW	SW	SW	SW	
	2L60	2A60	2F56	1T60 R	2P60 A	1W60 L	2L62	1L60 M	2L62	2A62	2F58	1P62 A	1S62 D	2L64	1B64 B	1L62 Q	2L64	2A64
Basingstoke (BSK) d				1744		1800	1750	1804						1816	1835	1827		
Hook (HOK) d														1823				
Winchfield (WNF) d														1827				
Fleet (FLE) d							1802							1832				
Farnborough (Main) (FNB) d				1758			1808							1838				
Alton (AON) d		1715								1745								1815
Bentley (BTY) d		1723																1823
Farnham (FNH) d		1730								1800c								1830
Aldershot (AHT) d		1736								1806								1836
Ash Vale (AHV) d		1741								1811								1841
Brookwood (BKO) 3 d		1748					1815			1818				1845				1848
Guildford (GLD) d			1757		1805						1824	1835						
Worplesdon (WPL) d											1830							
Woking (WOK) a	←	1754	1805	1808	1813	1818	1820	1823	←	1824	1834	1844		1850	1853		←	1854
Woking (WOK) d		1758	1806	1809	1815	1819	1828	1824		1828	1836	1845	1852	1858	1855			1858
West Byfleet (WBY) d			1810				→				1840		1856	→				
Byfleet & New Haw (BFN) d			1813								1843		1900					
Weybridge (WYB) d			1816						1834	1846								
Walton-On-Thames (WAL) d			1820						1838	1850								
Hersham (HER) d			1822							1852								
Esher (ESH) d			1825							1855								
Surbiton (SUR) 6 d		1810	1830							1846	1900							1910
Wimbledon (WIM) 6 a		1817	1837							1853	1907							1917
Earlsfield (EAD) a			1841								1911							
Clapham Junction (CLJ) 10 a		1823	1845	1829	1834	1839		1843	1859	1915	1904	2001		1915	1908		1923	
Vauxhall (VXH) a			1850							1920	2008							
London Waterloo (WAT) 15 a		1834	1855	1839	1844	1849		1854	1911	1925	1914	2013		1925	1917		1934	

NOTES (see introductory pages for explanation of train operator codes and standard symbols)

- a Arrival time
- d Departure time
- c Arrives 5 minutes earlier
- A From Portsmouth Harbour, see table 155
- B From Poole, see table 154
- D Also calls at Queenstown Rd.(Battersea) 4 minutes after Clapham Junction
- L From Weymouth, see table 154
- M From Exeter St Davids, see table 153
- P From Yeovil Pen Mill, see table 153
- Q From Gillingham (Dorset), see table 153
- R From Portsmouth Harbour, see table 154

Basingstoke, Alton, Farnham, Aldershot, Guildford and Woking to London

Sundays

Operator Train ID Days of operation/Notes 1st Class/Reservations/Bus	SW 2F60	SW 1T64 R R	SW 2P64 A A	SW 1W64 L L	SW 2L66 L L	SW 1L64 M M	SW 2L66 L L	SW 2A66 L L	SW 2F62	SW 1P66 A A	SW 1S66 D D	SW 2L68 L L	SW 1B68 B B	SW 1L66 C C	SW 2L68 L L	SW 2A68 L L	SW 2F64	SW 1T68 R R
Basingstoke (BSK)	d	1844		1900	1850	1904						1916	1935	1927				1944
Hook (HOK)	d											1923						
Winchfield (WNF)	d											1927						
Fleet (FLE)	d				1902							1932						
Farnborough (Main) (FNB)	d	1858			1908							1938						1958
Alton (AON)	d							1845									1915	
Bentley (BTY)	d																1923	
Farnham (FNH)	d							1900c									1930	
Aldershot (AHT)	d							1906									1936	
Ash Vale (AHV)	d							1911									1941	
Brookwood (BKO)	3 d				1915			1918				1945					1948	
Guildford (GLD)	d	1857		1905					1924	1935							1957	
Worplesdon (WPL)	d								1930									
Woking (WOK)	a	1905	1908	1913	1918	1920	1923	1924	1934	1942		1950	1953		1954	2005	2008	
Woking (WOK)	d	1906	1909	1915	1919	1928	1924	1928	1936	1945	1952	1958	1955		1958	2006	2009	
West Byfleet (WBY)	d	1910							1940		1956						2010	
Byfleet & New Haw (BFN)	d	1913							1943		2000						2013	
Weybridge (WYB)	d	1916						1934	1946								2016	
Walton-On-Thames (WAL)	d	1920						1938	1950								2020	
Hersham (HER)	d	1922							1952								2022	
Esher (ESH)	d	1925							1955								2025	
Surbiton (SUR)	6 d	1930						1946	2000						2010	2030		
Wimbledon (WIM)	6 a	1937						1953	2007						2017	2037		
Earlsfield (EAD)	a	1941							2011							2041		
Clapham Junction (CLJ)	10 a	1945	1928	1934	1939		1943	1959	2015	2004	2101		2015	2010	2023	2045	2028	
Vauxhall (VXH)	a	1950							2020		2108					2050		
London Waterloo (WAT)	15 a	1955	1939	1944	1949		1954	2011	2025	2014	2113		2024	2019	2034	2055	2040	

Operator Train ID Days of operation/Notes 1st Class/Reservations/Bus	SW 2P68 A A	SW 1W68 L L	SW 2L70 L L	SW 1L68 M M	SW 2L70 L L	SW 2A70 L L	SW 2F66	SW 1P70 A A	SW 1S70 D D	SW 2L72 L L	SW 1B72 B B	SW 2L72 L L	SW 2A72 L L	SW 2F68	SW 1T72 R R	SW 2P72 A A	SW 1W72 L L	SW 2L74
Basingstoke (BSK)	d	2000	1950	2004						2016	2035				2044		2100	2050
Hook (HOK)	d									2023								
Winchfield (WNF)	d									2027								
Fleet (FLE)	d		2002							2032								2102
Farnborough (Main) (FNB)	d		2008							2038					2058			2108
Alton (AON)	d					1945							2015					
Bentley (BTY)	d												2023					
Farnham (FNH)	d					2000c							2030					
Aldershot (AHT)	d					2006							2036					
Ash Vale (AHV)	d					2011							2041					
Brookwood (BKO)	3 d		2015			2018			2045			2048						2115
Guildford (GLD)	d	2005					2024	2035						2057		2106		
Worplesdon (WPL)	d						2030											
Woking (WOK)	a	2013	2018	2020	2023	2024	2034	2042		2050	2053	2054	2105	2108	2114	2118	2120	
Woking (WOK)	d	2015	2019	2028	2024	2028	2036	2045	2052	2058	2055	2058	2106	2109	2115	2119	2128	
West Byfleet (WBY)	d						2040		2056				2110					
Byfleet & New Haw (BFN)	d						2043		2100				2113					
Weybridge (WYB)	d				2034		2046						2116					
Walton-On-Thames (WAL)	d				2038		2050						2120					
Hersham (HER)	d						2052						2122					
Esher (ESH)	d						2055						2125					
Surbiton (SUR)	6 d				2046		2100					2110	2130					
Wimbledon (WIM)	6 a				2053		2107					2117	2137					
Earlsfield (EAD)	a						2111						2141					
Clapham Junction (CLJ)	10 a	2034	2039		2043	2059	2115	2104	2201		2114	2123	2145	2128	2134	2139		
Vauxhall (VXH)	a						2120		2208				2150					
London Waterloo (WAT)	15 a	2044	2049		2054	2111	2125	2114	2213		2124	2134	2155	2139	2144	2149		

NOTES (see introductory pages for explanation of train operator codes and standard symbols)

- a Arrival time
- d Departure time
- c Arrives 5 minutes earlier
- A From Portsmouth Harbour, see table 155
- B From Poole, see table 154
- C From Salisbury, see table 153
- D Also calls at Queenstown Rd.(Battersea) 4 minutes after Clapham Junction
- L From Weymouth, see table 154
- M From Exeter St Davids, see table 153
- R From Portsmouth Harbour, see table 154

Basingstoke, Alton, Farnham, Aldershot, Guildford and Woking to London

Sundays

Operator Train ID Days of operation/Notes 1st Class/Reservations/Bus	SW 1L72 M P	SW 2L74 P	SW 2A74 P	SW 2F70 P	SW 1P74 A P	SW 1S74 D	SW 2L76 P	SW 1B76 B P	SW 2L76 P	SW 2A76 P	SW 2F72 P	SW 1T76 R P	SW 2P76 A P	SW 2L78 P	SW 1L76 M P	SW 2L78 P	SW 2A78 P	SW 2F74 P
Basingstoke (BSK)	d	2104					2116	2135				2144		2150	2204			
Hook (HOK)	d						2123											
Winchfield (WNF)	d						2127											
Fleet (FLE)	d						2132							2202				
Farnborough (Main) (FNB)	d						2138					2158		2208				
Alton (AON)	d		2045							2115							2145	
Bentley (BTY)	d									2123								
Farnham (FNH)	d		2100c							2130							2200c	
Aldershot (AHT)	d		2106							2136							2206	
Ash Vale (AHV)	d		2111							2141							2211	
Brookwood (BKO)	3 d		2118				2145			2148				2215			2218	
Guildford (GLD)	d			2125	2135						2157		2205					2224
Worplesdon (WPL)	d			2131														2230
Woking (WOK)	a	2123	← 2124	2135	2142		2150	2153	← 2154	2205	2208	2213	2220	2223	← 2224			2234
Woking (WOK)	d	2124	2128	2136	2145	2152	2158	2155	2158	2206	2209	2215	2228	2224	2228			2236
West Byfleet (WBY)	d			2140		2156	←			2210			←					2240
Byfleet & New Haw (BFN)	d			2143		2200				2213								2243
Weybridge (WYB)	d		2134	2146						2216					2234			2246
Walton-On-Thames (WAL)	d		2138	2150						2220					2238			2250
Hersham (HER)	d			2152						2222								2252
Esher (ESH)	d			2155						2225								2255
Surbiton (SUR)	6 d		2146	2200						2210	2230					2246		2300
Wimbledon (WIM)	6 a		2153	2207						2217	2237					2253		2307
Earlsfield (EAD)	a			2211						2241								2311
Clapham Junction (CLJ)	10 a	2143	2159	2215	2204	2301		2214	2223	2245	2228	2234		2243	2259		2315	
Vauxhall (VXH)	a			2220		2308				2250								2320
London Waterloo (WAT)	15 a	2154	2211	2225	2215	2313		2224	2234	2255	2237	2244		2254	2311		2325	

Operator Train ID Days of operation/Notes 1st Class/Reservations/Bus	SW 1P78 A P	SW 1S78 D	SW 2L80 P	SW 1W76 L P	SW 2L80 P	SW 2A80 P	SW 2F76 P	SW 1T80 R P	SW 2P80 A P	SW 2A82 P	SW 1L80 M P	SW 1P82 A P	SW 2L84 P	SW 2A84 P	SW 1W80 L P	SW 2P84 MM A P
Basingstoke (BSK)	d		2216	2235				2244			2310		2316		2344	
Hook (HOK)	d		2223										2323			
Winchfield (WNF)	d		2227										2327			
Fleet (FLE)	d		2232										2332			
Farnborough (Main) (FNB)	d		2238					2258					2338			
Alton (AON)	d					2215				2245				2315		
Bentley (BTY)	d					2223								2323		
Farnham (FNH)	d					2230				2300c				2332e		
Aldershot (AHT)	d					2236				2306				2339		
Ash Vale (AHV)	d					2241				2311				2343		
Brookwood (BKO)	3 d		2245			2248				2318			2345	2350		
Guildford (GLD)	d	2235					2257		2305			2335				0008
Worplesdon (WPL)	d															
Woking (WOK)	a	2242		2250	2254	← 2254	2305	2308	2314	2324	2328	2342	2350	2356	0002	0017
Woking (WOK)	d	2245	2252	2258	2255	2258	2306	2309	2315	2328	2330	2345			0004	
West Byfleet (WBY)	d		2256	←			2310									
Byfleet & New Haw (BFN)	d		2300				2313									
Weybridge (WYB)	d						2316			2334						
Walton-On-Thames (WAL)	d						2320			2338						
Hersham (HER)	d						2322									
Esher (ESH)	d						2325									
Surbiton (SUR)	6 d					2310	2330			2346						
Wimbledon (WIM)	6 a					2317	2337			2353						
Earlsfield (EAD)	a						2341									
Clapham Junction (CLJ)	10 a	2304	0001		2314	2323	2345	2328	2334	0001	2349	0006			0023	
Vauxhall (VXH)	a		0008				2351									
London Waterloo (WAT)	15 a	2314	0013		2324	2334	2356	2339	2344	0011	2358	0015			0033	

NOTES (see introductory pages for explanation of train operator codes and standard symbols)

- a Arrival time
- d Departure time
- c Arrives 5 minutes earlier
- e Arrives 4 minutes earlier
- A From Portsmouth Harbour, see table 155
- B From Poole, see table 154
- D Also calls at Queenstown Rd.(Battersea) 4 minutes after Clapham Junction
- L From Weymouth, see table 154
- M From Exeter St Davids, see table 153
- R From Portsmouth Harbour, see table 154
- MM Monday mornings