

London to Putney, Hounslow, Richmond, Twickenham and Kingston

**Mondays to Fridays**

Operator Train ID Days of operation/Notes	SW 2C79	SW 2V71	SW 2U79	SW 2O77	SW 2O79	SW 2O75	SW 1S77	SW 2C79	SW 2S79	SW 2U79	SW 2O77	SW 2Y03	SW 2S05	SW 2C05	SW 2O03	SW 2C07
	MO A	MO	MO	MO	MO	MX	MX B	MX A	MX	MX	MX	C	C	A	W	A
London Waterloo (WAT)				0003	0018						0003		0522	0526	0530	0550
Vauxhall (VXH)				0007	0022					0002	0007		0526	0530	0534	
Queenstown Rd.(Battersea) (QRB)				0010							0010		0529		0537	
Clapham Junction (CLJ)				0013	0028					0002	0008	0013	0506	0532	0536	0558
Wandsworth Town (WNT)				0016						0005	0016	0019	0509	0535	0543	
Putney (PUT)				0019	0032					0008	0012	0019	0512	0538	0546	
Barnes (BNS)			0003	0022						0012	0022	0019	0515	0542	0551	
Barnes Bridge (BNI)										0014				0544		
Chiswick (CHK)										0017				0547		
Kew Bridge (KWB)										0020				0550		
Brentford (BFD)										0023				0553		
Syon Lane (SYL)										0025				0555		
Isleworth (ISL)										0027				0557		
Hounslow (HOU)								0002		0030a				0602		
Mortlake (MTL)			0005	0024							0024	0517			0554	
North Sheen (NSH)			0007	0026							0026	0519			0556	
Richmond (RMD)			0010	0029	0038		0001		0006		0018	0029	0522	0544	0558	0606
St Margarets (SMG)			0012	0031			0003				0031	0524			0601	
Twickenham (TWI)	0003	0012	0015	0034	0042		0006		0010		0021	0034	0527	0548	0603	0610
Whitton (WTN)		0002	0018								0024		0530			
Feltham (FEL)	a	0008		0022				0008	0016		0028		0534	0609	0554	0616
Ashford (Surrey) (AFS)	a			0026				0012			0033		0538	0613		
Staines (SNS)	a	0015		0030				0016	0022		0036		0542	0617	0601	0622
Strawberry Hill (STW)	a		0015		0037	0045s	0009					0037				0607
Teddington (TED)	a		0019			0049s	0013									0610
Hampton Wick (HMW)	a		0022			0052s	0015									0614
Kingston (KNG)	a		0024			0054	0017									0616

Operator Train ID Days of operation/Notes	SW 2R03	SW 2U07	SW 2S07	SW 2H85	SW 2O05	SW 2R05	SW 2H87	SW 2C09	SW 2V05	SW 2S09	SW 2O07	SW 2U09	SW 2R07	SW 2H89	SW 2C11	SW 2S11	SW 2O09
	H	D	C	E	W	H	E	A	M	C	W	D	H	E	A	C	W
London Waterloo (WAT)			0552	0557	0600		0615	0620		0622	0630	0633		0645	0650	0652	0700
Vauxhall (VXH)			0556	0601	0604		0619			0626	0634	0637		0649		0656	0704
Queenstown Rd.(Battersea) (QRB)			0559		0607					0629	0637				0659	0707	
Clapham Junction (CLJ)			0602	0607	0610		0625	0628		0632	0640	0643		0655	0658	0702	0710
Wandsworth Town (WNT)			0605		0613		0627			0635	0643			0657		0705	0713
Putney (PUT)			0608	0611	0616		0630			0638	0646	0647		0700		0708	0716
Barnes (BNS)			0612		0621		0635			0642	0651			0705		0712	0721
Barnes Bridge (BNI)			0614							0644						0714	
Chiswick (CHK)			0617							0647						0717	
Kew Bridge (KWB)			0620							0650						0720	
Brentford (BFD)			0623							0653						0723	
Syon Lane (SYL)			0625							0655						0725	
Isleworth (ISL)			0627							0657						0727	
Hounslow (HOU)	0628a		0632			0658a		0648	0702			0728a				0732	
Mortlake (MTL)					0624		0637			0654			0707				0724
North Sheen (NSH)					0626		0639			0656			0709				0726
Richmond (RMD)				0617	0628		0642	0636	0702a	0658	0653		0712	0706			0728
St Margarets (SMG)					0631		0644		0659a	0701			0714				0731
Twickenham (TWI)	0616	0627		0621	0633	0647	0651e	0640	0656a	0703	0657	0717	0721e	0710			0733
Whitton (WTN)	0620	0630				0650			0653a		0700	0720					
Feltham (FEL)	a	0634	0638					0646		0708		0704		0716	0738		
Ashford (Surrey) (AFS)	a	0638	0642							0712		0708			0742		
Staines (SNS)	a	0641	0646					0652		0716		0711		0722	0746		
Strawberry Hill (STW)	a			0624	0637		0654				0707			0724			0737
Teddington (TED)	a				0640						0710						0740
Hampton Wick (HMW)	a				0644						0714						0743
Kingston (KNG)	a				0646						0716						0745

For the complete service between Teddington, Kingston and London via Wimbledon see table 161

NOTES (see introductory pages for explanation of train operator codes and standard symbols)

- a Arrival time
- d Departure time
- s Stops to set down only
- e Arrives 5 minutes earlier
- A To Reading, see table 151
- B To Woking, see table 151
- C To Weybridge, see table 151
- D To Windsor & Eton Riverside, see table 151
- E To Shepperton, see table 161
- H To London Waterloo via Hounslow
- M To London Waterloo via Mortlake
- W To London Waterloo via Wimbledon, see table 161
- MO Mondays only
- MX Not Mondays

London to Putney, Hounslow, Richmond, Twickenham and Kingston

**Mondays to Fridays**

Operator Train ID Days of operation/Notes	SW 2U11 D	SW 2R09 H	SW 2C13 A	SW 2S13 C	SW 2O11 W	SW 2U13 D	SW 2V11 M	SW 2R11 H	SW 2C15 A	SW 2S15 C	SW 2O13 W	SW 2U15 D	SW 2V13 M	SW 2H91	SW 2R13 H	SW 2C17 A	SW 2S17 C
London Waterloo (WAT)	0703	0715	0720	0722	0730	0733	0737	0745	0750	0752	0800	0803	0807	0813	0815	0820	0822
Vauxhall (VXH)	0707	0719		0726	0734	0737	0741	0749		0756	0804	0807	0811	0817	0820		0827
Queenstown Rd.(Battersea) (QRB)				0729	0737					0759	0807						0831
Clapham Junction (CLJ)	0713	0725	0728	0732	0740	0743	0747	0755	0758	0802	0810	0813	0817	0823	0826	0828	0835
Wandsworth Town (WNT)		0727		0735	0743		0749	0757		0806	0813		0819		0828		0838
Putney (PUT)	0717	0730		0738	0746	0747	0752	0800		0809	0816	0817	0822	0827	0831		0841
Barnes (BNS)		0735		0744c	0751		0801g	0805		0813	0821		0829f		0835		0843
Barnes Bridge (BNI)				0746			0803			0815			0831				0845
Chiswick (CHK)				0749			0806			0819			0834				0847
Kew Bridge (KWB)				0751			0808			0821			0836				0851
Brentford (BFD)				0754			0811			0824			0839				0854
Syon Lane (SYL)				0756			0813			0826			0841				0856
Isleworth (ISL)				0758			0815			0828			0843				0858
Hounslow (HOU)		0758a		0802			0819	0828a		0832			0848		0858a		0902
Mortlake (MTL)		0737			0754			0807			0824					0837	
North Sheen (NSH)		0739			0756			0809			0826					0839	
Richmond (RMD)	0723	0742	0736		0758	0753	0832a	0812	0806		0828	0823	0903a	0833	0842	0836	
St Margarets (SMG)		0744			0801		0829a	0814			0831		0900a		0844		
Twickenham (TWI)	0727	0747	0742		0803	0757	0827a	0817	0810		0833	0827	0858a	0837	0847	0840	
Whitton (WTN)	0730	0750			0800	0823a	0820				0830	0854a			0850		
Feltham (FEL)	a	0734		0747	0808		0804			0816	0838		0834			0846	0908
Ashford (Surrey) (AFS)	a	0738		0812	0808		0808				0842		0838			0912	
Staines (SNS)	a	0741		0754	0816		0811			0822	0846		0841			0852	0916
Strawberry Hill (STW)	a				0807								0837		0842		
Teddington (TED)	a				0810								0840				
Hampton Wick (HMW)	a				0814								0844				
Kingston (KNG)	a				0816								0846				

Operator Train ID Days of operation/Notes	SW 2O15 W	SW 2U17 D	SW 2V15 M	SW 2R15 H	SW 2C19 A	SW 2S19 C	SW 2O17 W	SW 2U19 D	SW 2V17 M	SW 2R17 H	SW 2C21 A	SW 2S21 C	SW 2O19 W	SW 2U21 D	SW 2C23 A	SW 2S23 C	SW 2O21 W
London Waterloo (WAT)	0830	0833	0837	0845	0850	0852	0900	0903	0907	0915	0920	0922	0930	0933	0950	0952	1000
Vauxhall (VXH)	0834	0837	0841	0849		0857	0904	0907	0911	0920		0926	0934	0937		0956	1004
Queenstown Rd.(Battersea) (QRB)	0837					0900	0907					0929	0937			0959	1007
Clapham Junction (CLJ)	0840	0843	0847	0855	0858	0903	0910	0913	0917	0925	0928	0932	0940	0943	0958	1002	1010
Wandsworth Town (WNT)	0843		0849	0857		0906	0913		0919	0928		0935	0943			1005	1013
Putney (PUT)	0846	0847	0852	0900		0909	0916	0917	0922	0931		0938	0946	0947		1008	1016
Barnes (BNS)	0851		0857	0905		0912	0921		0926	0935		0942	0951			1013	1021
Barnes Bridge (BNI)			0859			0914			0928			0944				1015	
Chiswick (CHK)			0901			0917			0931			0947				1018	
Kew Bridge (KWB)			0904			0920			0934			0950				1021	
Brentford (BFD)			0907			0923			0937			0953				1024	
Syon Lane (SYL)			0909			0925			0939			0955				1026	
Isleworth (ISL)			0911			0927			0941			0957				1028	
Hounslow (HOU)			0918f	0928a		0932			0946	0958a		1002				1032	
Mortlake (MTL)	0854			0907			0924			0937			0954				1024
North Sheen (NSH)	0856			0909			0926			0939			0956				1026
Richmond (RMD)	0858	0853	0934a	0912	0906		0928	0923	1005a	0942	0936		0958	0953	1006		1028
St Margarets (SMG)	0901		0931a	0914			0931		1001a	0944			1001				1031
Twickenham (TWI)	0903	0857	0928a	0917	0910		0933	0927	0955a	0947	0940		1003	0957	1010		1033
Whitton (WTN)	0900	0900	0925a	0920			0930	0930	0951a	0950				1000			
Feltham (FEL)	a	0904			0916	0938		0934			0946	1008		1004	1016	1038	
Ashford (Surrey) (AFS)	a	0908			0942	0942		0938				1012		1008		1042	
Staines (SNS)	a	0911			0922	0946		0941			0953	1016		1011	1022	1046	
Strawberry Hill (STW)	a	0907					0937							1007			1037
Teddington (TED)	a	0910					0940							1010			1040
Hampton Wick (HMW)	a	0914					0944							1014			1044
Kingston (KNG)	a	0916					0946							1016			1046

NOTES (see introductory pages for explanation of train operator codes and standard symbols)

- a Arrival time
- d Departure time
- c Arrives 3 minutes earlier
- f Arrives 4 minutes earlier
- g Arrives 6 minutes earlier

- A To Reading, see table 151
- C To Weybridge, see table 151
- D To Windsor & Eton Riverside, see table 151
- H To London Waterloo via Hounslow
- M To London Waterloo via Mortlake
- W To London Waterloo via Wimbledon, see table 161

London to Putney, Hounslow, Richmond, Twickenham and Kingston

**Mondays to Fridays**

Operator Train ID Days of operation/Notes	SW 2U23 D	SW 2C25 A	SW 2S25 C	SW 2O23 W	SW 2U25 D	SW 2C27 A	SW 2S27 C	SW 2O25 W	SW 2U27 D	SW 2C29 A	SW 2S29 C	SW 2O27 W	SW 2U29 D	SW 2C31 A	SW 2S31 C	SW 2O29 W	SW 2U31 D	
London Waterloo (WAT)	15 d	1003	1020	1022	1030	1033	1050	1052	1100	1103	1120	1122	1130	1133	1150	1152	1200	1203
Vauxhall (VXH)	d	1007		1026	1034	1037		1056	1104	1107		1126	1134	1137		1156	1204	1207
Queenstown Rd.(Battersea) (QRB)	d			1029	1037			1059	1107			1129	1137			1159	1207	
Clapham Junction (CLJ)	10 d	1013	1028	1032	1040	1043	1058	1102	1110	1113	1128	1132	1145	1143	1158	1202	1214	1213
Wandsworth Town (WNT)	d			1035	1043			1105	1113			1135	1147			1205	1217	
Putney (PUT)	d	1017		1038	1046	1047		1108	1116	1117		1138	1150	1147		1208	1220	1217
Barnes (BNS)	d			1042	1051			1112	1121			1142	1153			1212	1223	
Barnes Bridge (BNI)	d			1044				1114				1144				1214		
Chiswick (CHK)	d			1047				1117				1147				1217		
Kew Bridge (KWB)	d			1050				1120				1150				1220		
Brentford (BFD)	d			1053				1123				1153				1223		
Syon Lane (SYL)	d			1055				1125				1155				1225		
Isleworth (ISL)	d			1057				1127				1157				1227		
Hounslow (HOU)	d			1102				1132				1202				1232		
Mortlake (MTL)	d				1054				1124				1156				1225	
North Sheen (NSH)	d				1056				1126				1158				1227	
Richmond (RMD)	15 d	1023	1036		1058	1053	1107		1128	1123	1136		1200	1153	1206		1230	1223
St Margarets (SMG)	d				1101				1131				1203				1232	
Twickenham (TWI)	d	1027	1040		1103	1057	1111		1133	1127	1140		1205	1157	1210		1235	1227
Whitton (WTN)	d	1030				1100				1130			1200				1230	1230
Feltham (FEL)	a	1034	1046	1108		1104	1116	1138		1134	1146	1208		1204	1216	1238		1234
Ashford (Surrey) (AFS)	a	1038		1112		1108		1142		1138		1212		1208		1242		1238
Staines (SNS)	a	1041	1052	1116		1111	1123	1146		1141	1153	1216		1211	1222	1246		1241
Strawberry Hill (STW)	a				1107				1137				1209				1238	
Teddington (TED)	a				1110				1140				1212				1242	
Hampton Wick (HMW)	a				1114				1144				1215				1245	
Kingston (KNG)	a				1116				1146				1217				1247	

Operator Train ID Days of operation/Notes	SW 2C33 A	SW 2S33 C	SW 2O31 W	SW 2U33 D	SW 2C35 A	SW 2S35 C	SW 2O33 W	SW 2U35 D	SW 2C37 A	SW 2S37 C	SW 2O35 W	SW 2U37 D	SW 2C39 A	SW 2S39 C	SW 2O37 W	SW 2U39 D	SW 2C41 A	
London Waterloo (WAT)	15 d	1220	1222	1230	1233	1250	1252	1300	1303	1320	1322	1330	1333	1350	1352	1400	1403	1420
Vauxhall (VXH)	d		1226	1234	1237		1256	1304	1307		1326	1334	1337		1356	1404	1407	
Queenstown Rd.(Battersea) (QRB)	d		1229	1237			1259	1307			1329	1337			1359	1407		
Clapham Junction (CLJ)	10 d	1228	1232	1240	1243	1258	1302	1310	1313	1328	1332	1340	1343	1358	1402	1415	1413	1428
Wandsworth Town (WNT)	d		1235	1243			1305	1313			1335	1343			1405	1417		
Putney (PUT)	d		1238	1246	1247		1308	1316	1317		1338	1346	1347		1408	1420	1417	
Barnes (BNS)	d		1242	1251			1312	1321			1342	1351			1412	1424		
Barnes Bridge (BNI)	d		1244				1314				1344				1414			
Chiswick (CHK)	d		1247				1317				1347				1417			
Kew Bridge (KWB)	d		1250				1320				1350				1420			
Brentford (BFD)	d		1253				1323				1353				1423			
Syon Lane (SYL)	d		1255				1325				1355				1425			
Isleworth (ISL)	d		1257				1327				1357				1427			
Hounslow (HOU)	d		1302				1332				1402				1432			
Mortlake (MTL)	d			1254				1324				1354				1426		
North Sheen (NSH)	d			1256				1326				1356				1428		
Richmond (RMD)	15 d	1236		1258	1253	1306		1328	1323	1336		1358	1353	1406		1431	1426	1436
St Margarets (SMG)	d			1301				1331				1401				1433		
Twickenham (TWI)	d	1240		1303	1257	1310		1333	1327	1340		1403	1357	1410		1436	1430	1440
Whitton (WTN)	d			1300				1330				1400				1433		
Feltham (FEL)	a	1246	1308		1304	1316	1338		1334	1346	1408		1404	1416	1438		1442	1446
Ashford (Surrey) (AFS)	a		1311		1308		1342		1338		1412		1408		1442		1446	
Staines (SNS)	a	1252	1316		1311	1324	1346		1341	1352	1416		1411	1423	1445		1449	1454
Strawberry Hill (STW)	a			1307				1337				1407				1439		
Teddington (TED)	a			1310				1340				1410				1443		
Hampton Wick (HMW)	a			1314				1344				1414				1446		
Kingston (KNG)	a			1316				1346				1416				1448		

NOTES (see introductory pages for explanation of train operator codes and standard symbols)

- a Arrival time
- d Departure time
- A To Reading, see table 151
- C To Weybridge, see table 151
- D To Windsor & Eton Riverside, see table 151
- W To London Waterloo via Wimbledon, see table 161

## London to Putney, Hounslow, Richmond, Twickenham and Kingston

## Mondays to Fridays

Operator Train ID Days of operation/Notes	SW	SW	SW	SW	SW	SW	SW	SW	SW	SW	SW	SW	SW	SW	SW	SW	SW	SW	
	2S41 C	2O39 W	2U41 D	2C43 A	2S43 C	2O41 W	2U43 D	2V41 M	2R41 H	2C45 A	2S45 C	2O43 W	2U45 D	2V43 M	2R43 H	2C47 A	2S47 C		
London Waterloo (WAT)	1422	1430	1433	1450	1452	1500	1503	1507	1515	1520	1522	1530	1533	1537	1545	1550	1552		
Vauxhall (VXH)	1426	1434	1437		1456	1504	1507	1511	1519		1526	1534	1537	1541	1549		1556		
Queenstown Rd.(Battersea) (QRB)	1429	1437			1459	1507					1529	1537					1559		
Clapham Junction (CLJ)	1432	1440	1443	1458	1502	1510	1513	1517	1525	1528	1532	1540	1543	1547	1555	1558	1602		
Wandsworth Town (WNT)	1435	1443			1505	1513		1519	1527		1535	1543		1549	1557		1605		
Putney (PUT)	1438	1446	1447		1508	1516	1517	1522	1530		1538	1546	1547	1552	1600		1608		
Barnes (BNS)	1442	1451			1512	1521		1527	1535		1542	1551		1557	1605		1612		
Barnes Bridge (BNI)	1444				1514			1529			1544			1559			1614		
Chiswick (CHK)	1447				1517			1532			1547			1602			1617		
Kew Bridge (KWB)	1450				1520			1535			1550			1605			1620		
Brentford (BFD)	1453				1523			1538			1553			1608			1623		
Syon Lane (SYL)	1455				1525			1540			1555			1610			1625		
Isleworth (ISL)	1457				1527			1542			1557			1612			1627		
Hounslow (HOU)	1502				1532			1548c	1558a		1602			1618c	1628a		1632		
Mortlake (MTL)		1454				1524			1537			1554					1607		
North Sheen (NSH)		1456				1526			1539			1556					1609		
Richmond (RMD)		1458	1453	1506		1528	1523	1603a	1542	1536		1558	1553	1634a	1612	1606			
St Margarets (SMG)		1501				1531		1600a	1544			1601		1630a	1614				
Twickenham (TWI)		1503	1457	1510		1533	1527	1556a	1547	1540		1603	1557	1626a	1617	1610			
Whitton (WTN)			1500				1530	1553a	1550				1600	1623a	1620				
Feltham (FEL)	a	1508		1504	1516	1538		1534			1546	1608		1604			1616	1638	
Ashford (Surrey) (AFS)	a	1512		1508		1542		1538				1612		1608			1642		
Staines (SNS)	a	1516		1511	1522	1546		1541			1552	1616		1611			1623	1646	
Strawberry Hill (STW)	a		1507					1537						1607					
Teddington (TED)	a		1510					1540						1610					
Hampton Wick (HMW)	a		1514					1544						1614					
Kingston (KNG)	a		1516					1546						1616					

Operator Train ID Days of operation/Notes	SW	SW	SW	SW	SW	SW	SW	SW	SW	SW	SW	SW	SW	SW	SW	SW	SW	SW	
	2O45 W	2U47 D	2V45 M	2R45 H	2C49 A	2S49 C	2O47 W	2U49 D	2V47 M	2R47 H	2C51 A	2S51 C	2O49 W	2U51 D	2V49 M	1N91 F	2R49 H		
London Waterloo (WAT)	1600	1603	1607	1615	1620	1622	1630	1633	1637	1645	1650	1652	1700	1703	1707	1713	1715		
Vauxhall (VXH)	1604	1607	1611	1619		1626	1634	1637	1641	1649		1656	1704	1707	1711	1717	1720		
Queenstown Rd.(Battersea) (QRB)	1607					1629	1637					1659	1707						
Clapham Junction (CLJ)	1610	1613	1617	1625	1628	1632	1640	1643	1647	1655	1658	1702	1710	1713	1717	1723	1726		
Wandsworth Town (WNT)	1613		1619	1627		1635	1643		1649	1657		1705	1713		1719		1728		
Putney (PUT)	1616	1617	1622	1630		1638	1646	1647	1652	1700		1708	1716	1717	1722	1727	1731		
Barnes (BNS)	1621		1627	1635		1642	1651		1657	1705		1713	1721		1727		1735		
Barnes Bridge (BNI)			1629			1644			1659			1715			1729				
Chiswick (CHK)			1632			1647			1702			1718			1732				
Kew Bridge (KWB)			1634			1650			1705			1720			1735				
Brentford (BFD)			1637			1653			1708			1723			1738				
Syon Lane (SYL)			1639			1655			1710			1725			1740				
Isleworth (ISL)			1641			1657			1712			1728			1742				
Hounslow (HOU)			1648f	1658a		1702			1715	1728a		1732			1746		1758a		
Mortlake (MTL)	d	1624			1637			1654		1707			1724				1737		
North Sheen (NSH)	d	1626			1639			1656		1709			1726				1739		
Richmond (RMD)	d	1628	1623	1703a	1642	1636		1658	1653	1732a	1712	1706		1728	1723	1803a	1733	1742	
St Margarets (SMG)	d	1631		1700a	1644			1701		1729a	1714			1731		1800a		1744	
Twickenham (TWI)	d	1633	1627	1656a	1647	1640		1703	1657	1726a	1717	1710		1733	1727	1757a	1737	1747	
Whitton (WTN)	d		1630	1652a	1650			1700	1700	1722a	1720			1730	1730	1754a		1750	
Feltham (FEL)	a		1634			1646	1708		1704			1716	1738		1734		1742		
Ashford (Surrey) (AFS)	a		1638				1712		1708				1742		1738		1747		
Staines (SNS)	a		1641			1652	1716		1711			1722	1746		1741		1750		
Strawberry Hill (STW)	a	1637						1707						1737					
Teddington (TED)	a	1640						1710						1740					
Hampton Wick (HMW)	a	1644						1714						1744					
Kingston (KNG)	a	1646						1716						1746					

NOTES (see introductory pages for explanation of train operator codes and standard symbols)

- a Arrival time  
d Departure time  
c Arrives 3 minutes earlier  
f Arrives 4 minutes earlier

- A To Reading, see table 151  
C To Weybridge, see table 151  
D To Windsor & Eton Riverside, see table 151  
F To Aldershot, see table 151  
H To London Waterloo via Hounslow  
M To London Waterloo via Mortlake  
W To London Waterloo via Wimbledon, see table 161

London to Putney, Hounslow, Richmond, Twickenham and Kingston

**Mondays to Fridays**

Operator	Train ID	SW 2C53	SW 2S53	SW 2O51	SW 2U53	SW 2V51	SW 2H93	SW 2R51	SW 2C55	SW 2S55	SW 2O53	SW 2U55	SW 2V53	SW 1N95	SW 2R53	SW 2C57	SW 2S57	SW 2O55
Days of operation/Notes		A	C	W	D	M	E	H	A	C	W	D	V	F	H	A	C	W
London Waterloo (WAT)	15 d	1720	1722	1730	1733	1737	1743	1745	1750	1752	1800	1803	1807	1813	1815	1820	1822	1830
Vauxhall (VXH)	d		1726	1734	1737	1741	1747	1750		1756	1804	1807	1811	1817	1820		1826	1834
Queenstown Rd.(Battersea) (QRB)	d		1729	1737						1759	1807						1829	1837
Clapham Junction (CLJ)	10 d	1728	1732	1740	1743	1747	1753	1756	1758	1802	1810	1813	1817	1823	1825	1828	1832	1840
Wandsworth Town (WNT)	d		1735	1743		1749		1758		1805	1813		1819		1828		1835	1843
Putney (PUT)	d		1738	1746	1747	1752	1757	1801		1808	1816	1817	1822	1827	1831		1838	1846
Barnes (BNS)	d		1742	1751		1757		1805		1812	1821		1827		1835		1842	1851
Barnes Bridge (BNI)	d		1744			1759				1814			1829				1845	
Chiswick (CHK)	d		1747			1802				1817			1832				1848	
Kew Bridge (KWB)	d		1750			1805				1820			1835				1850	
Brentford (BFD)	d		1753			1808				1823			1838				1854	
Syon Lane (SYL)	d		1756			1810				1825			1840				1856	
Isleworth (ISL)	d		1758			1812				1827			1842				1858	
Hounslow (HOU)	d		1802			1816		1829a		1832			1846		1858a		1902	
Mortlake (MTL)	d			1754				1807			1824				1837			1854
North Sheen (NSH)	d			1756				1809			1826				1839			1856
Richmond (RMD)	d	1737		1758	1753	1833a	1803	1812	1806		1828	1823		1833	1842	1837		1858
St Margarets (SMG)	d			1801		1830a		1814			1831				1844			1901
Twickenham (TWI)	d	1741		1803	1757	1826a	1807	1817	1810		1833	1827	1858a	1837	1847	1841		1903
Whitton (WTN)	d			1800		1823a		1820			1830	1853a			1850			
Feltham (FEL)	a	1746	1808		1804				1816	1838		1834		1842		1846	1908	
Ashford (Surrey) (AFS)	a		1812		1808					1842		1838		1847			1912	
Staines (SNS)	a	1754	1816		1811				1822	1846		1841		1850		1854	1916	
Strawberry Hill (STW)	a			1807			1810				1837							1907
Teddington (TED)	a			1810							1840							1910
Hampton Wick (HMW)	a			1814							1844							1914
Kingston (KNG)	a			1816							1846							1916

Operator	Train ID	SW 2U57	SW 2V55	SW 2H97	SW 2R55	SW 2C59	SW 2S59	SW 2O57	SW 2U59	SW 2V57	SW 2C61	SW 2S61	SW 2O59	SW 2U61	SW 2V59	SW 2C63	SW 2S63	SW 2O61
Days of operation/Notes		D	V	E	H	A	C	W	D	V	A	C	W	D	V	A	C	W
London Waterloo (WAT)	15 d	1833	1837	1843	1845	1850	1852	1900	1903	1907	1920	1922	1930	1933	1937	1950	1952	2000
Vauxhall (VXH)	d	1837	1841	1847	1850		1856	1904	1907	1912		1926	1934	1937	1941		1956	2004
Queenstown Rd.(Battersea) (QRB)	d						1859	1907				1929	1937				1959	2007
Clapham Junction (CLJ)	10 d	1843	1847	1853	1856	1858	1904	1910	1913	1918	1928	1932	1940	1943	1947	1958	2002	2010
Wandsworth Town (WNT)	d		1849		1858		1907	1913		1920		1935	1943		1949		2005	2013
Putney (PUT)	d	1847	1852	1857	1901		1910	1916	1917	1923		1938	1946	1947	1952		2008	2016
Barnes (BNS)	d		1857		1905		1912	1923f		1927		1942	1951		1958c		2012	2021
Barnes Bridge (BNI)	d		1859			1914				1929		1944			2000		2014	
Chiswick (CHK)	d		1902			1917				1932		1947			2003		2017	
Kew Bridge (KWB)	d		1905			1921				1935		1950			2005		2020	
Brentford (BFD)	d		1908			1923				1938		1953			2008		2023	
Syon Lane (SYL)	d		1910			1926				1940		1955			2010		2025	
Isleworth (ISL)	d		1912			1928				1942		1957			2012		2027	
Hounslow (HOU)	d		1916		1926a	1932				1948c		2002			2015a		2032	
Mortlake (MTL)	d				1907			1925					1954					2024
North Sheen (NSH)	d				1909			1927					1956					2026
Richmond (RMD)	d	1853		1903	1912	1906		1930	1923		1936		1958	1953		2006		2028
St Margarets (SMG)	d				1914			1932					2001					2031
Twickenham (TWI)	d	1857	1928a	1907	1917	1910		1935	1927	1956a	1940		2003	1957		2010		2033
Whitton (WTN)	d	1900	1923a		1920			1930	1953a				2000					
Feltham (FEL)	a	1904				1916	1938		1934		1946	2008		2004		2016	2038	
Ashford (Surrey) (AFS)	a	1908				1942		1938			2012		2008			2042		
Staines (SNS)	a	1911			1923	1946		1941		1953	2016		2011		2023	2046		
Strawberry Hill (STW)	a			1910				1938					2007					2037
Teddington (TED)	a							1942					2010					2040
Hampton Wick (HMW)	a							1945					2014					2044
Kingston (KNG)	a							1947					2016					2046

NOTES (see introductory pages for explanation of train operator codes and standard symbols)

- a Arrival time
- d Departure time
- c Arrives 3 minutes earlier
- f Arrives 4 minutes earlier

- A To Reading, see table 151
- C To Weybridge, see table 151
- D To Windsor & Eton Riverside, see table 151
- E To Shepperton, see table 161
- F To Aldershot, see table 151
- H To London Waterloo via Hounslow
- M To London Waterloo via Mortlake
- W To London Waterloo via Wimbledon, see table 161



London to Putney, Hounslow, Richmond, Twickenham and Kingston

**Mondays to Fridays**

Operator Train ID Days of operation/Notes	SW 2U63 D	SW 2C65 A	SW 2S65 C	SW 2O63 W	SW 2U65 D	SW 2C67 G	SW 2S67 C	SW 2O65 W	SW 2U67 D	SW 2C69 A	SW 2S69 C	SW 2O67 W	SW 2U69 D	SW 2C71 G	SW 2S71 C	SW 2O69 W	SW 2U71 D	
London Waterloo (WAT)	15 d	2003	2020	2022	2030	2033	2050	2052	2100	2103	2120	2122	2130	2133	2150	2152	2200	2203
Vauxhall (VXH)	d	2007		2026	2034	2037		2056	2104	2107		2127	2134	2137		2156	2204	2207
Queenstown Rd.(Battersea) (QRB)	d			2029	2037			2059	2107			2130	2137			2159	2207	
Clapham Junction (CLJ)	10 d	2013	2028	2032	2040	2043	2058	2102	2110	2113	2128	2133	2140	2143	2158	2202	2210	2213
Wandsworth Town (WNT)	d			2035	2043			2105	2113			2136	2143			2205	2213	
Putney (PUT)	d	2017		2038	2046	2047		2108	2116	2117		2139	2146	2147		2208	2216	2217
Barnes (BNS)	d			2042	2051			2112	2121			2142	2151			2212	2221	
Barnes Bridge (BNI)	d			2044				2114				2144				2214		
Chiswick (CHK)	d			2047				2117				2147				2217		
Kew Bridge (KWB)	d			2050				2120				2150				2220		
Brentford (BFD)	d			2053				2123				2153				2223		
Syon Lane (SYL)	d			2055				2125				2155				2225		
Isleworth (ISL)	d			2057				2127				2157				2227		
Hounslow (HOU)	d			2102				2132				2202				2232		
Mortlake (MTL)	d				2054				2124				2154				2224	
North Sheen (NSH)	d				2056				2126				2156				2226	
Richmond (RMD)	d	2023	2036		2058	2053	2106		2128	2123	2136		2158	2153	2206		2228	2233
St Margarets (SMG)	d				2101				2131				2201				2231	
Twickenham (TWI)	d	2027	2040		2103	2057	2110		2133	2127	2140		2203	2157	2210		2233	2237
Whitton (WTN)	d	2030				2100				2130			2200				2230	
Feltham (FEL)	a	2034	2046	2108		2104	2116	2138		2134	2146	2208		2204	2216	2238		2234
Ashford (Surrey) (AFS)	a	2038		2112		2108		2142		2138		2212		2208		2242		2238
Staines (SNS)	a	2041	2052	2116		2111	2122	2146		2141	2153	2216		2211	2223	2246		2241
Strawberry Hill (STW)	a				2107				2137				2207					2237
Teddington (TED)	a				2110				2140				2210					2240
Hampton Wick (HMW)	a				2114				2144				2214					2244
Kingston (KNG)	a				2116				2146				2216					2246

Operator Train ID Days of operation/Notes	SW 2C73 A	SW 2S73 C	SW 2O71 W	SW 2U73 D	SW 2C75 G	SW 2S75 C	SW 2O73 W	SW 2U75 D	SW 2C77 A	SW 1S77 B	SW 2U77 FX D	SW 2O75 FX	SW 2C79 FX A	SW 2S79 FX	SW 2U79 FX	SW 2O77 TFM	
London Waterloo (WAT)	15 d	2220	2222	2230	2233	2250	2252	2300	2303	2320	2322	2331	2335	2350	2352	2358	0003
Vauxhall (VXH)	d		2226	2234	2237		2256	2304	2307		2326	2335	2339		2356	0002	0007
Queenstown Rd.(Battersea) (QRB)	d		2229	2237			2259	2307			2329		2342		2359		0010
Clapham Junction (CLJ)	10 d	2228	2232	2240	2243	2258	2302	2310	2313	2328	2332	2341	2345	2358	0002	0008	0013
Wandsworth Town (WNT)	d		2235	2243			2305	2313			2335		2348		0005		0016
Putney (PUT)	d		2238	2246	2247		2308	2316	2317		2338	2345	2351		0008	0012	0019
Barnes (BNS)	d		2242	2251			2312	2321			2342		2354		0012		0022
Barnes Bridge (BNI)	d		2244				2314				2344				0014		
Chiswick (CHK)	d		2247				2317				2347				0017		
Kew Bridge (KWB)	d		2250				2320				2350				0020		
Brentford (BFD)	d		2253				2323				2353				0023		
Syon Lane (SYL)	d		2255				2325				2355				0025		
Isleworth (ISL)	d		2257				2327				2357				0027		
Hounslow (HOU)	d		2302				2332				0002c				0030a		
Mortlake (MTL)	d			2254				2324					2356				0024
North Sheen (NSH)	d			2256				2326					2358				0026
Richmond (RMD)	d	2236		2258	2253	2306		2328	2323	2336		2351	0001	0006		0018	0029
St Margarets (SMG)	d			2301				2331					0003				0031
Twickenham (TWI)	d	2240		2303	2257	2310		2333	2327	2340		2355	0006	0010		0021	0034
Whitton (WTN)	d			2300				2330				2358			0024		
Feltham (FEL)	a	2246	2308		2304	2316	2338		2334	2346	0008	0002		0016		0028	
Ashford (Surrey) (AFS)	a		2312		2308		2342		2338		0012	0006				0033	
Staines (SNS)	a	2252	2316		2311	2322	2346		2341	2352	0016	0010		0022		0036	
Strawberry Hill (STW)	a			2307				2337					0009				0037
Teddington (TED)	a			2310				2340					0013				
Hampton Wick (HMW)	a			2314				2344					0015				
Kingston (KNG)	a			2316				2346					0017				

**NOTES** (see introductory pages for explanation of train operator codes and standard symbols)





- a Arrival time
- d Departure time
- c Arrives 3 minutes earlier

- A To Reading, see table 151
- B To Woking, see table 151
- C To Weybridge, see table 151
- D To Windsor & Eton Riverside, see table 151
- G To Bracknell, see table 151
- W To London Waterloo via Wimbledon, see table 161

- FX Not Fridays
- TFM Tuesday to Friday mornings

## London to Putney, Hounslow, Richmond, Twickenham and Kingston

**Mondays to Fridays**

Operator Train ID Days of operation/Notes	SW	SW	SW	SW	SW	SW	SW	SW	SW	SW	SW
	2075 FO W	2U77 FO D	2C79 FO A	2S79 FO	2O77 SM	2U79 SM D	2C81 SM A	2V77 SM	2U81 SM	2O79 SM	
London Waterloo (WAT)  d	2330	2333	2350	2352	0001	0003	0020	0022	0033	0036	
Vauxhall (VXH)  d	2334	2337		2356	0005	0008		0026	0037	0040	
Queenstown Rd.(Battersea) (QRB) d	2337			2359	0008			0029		0043	
Clapham Junction (CLJ)  d	2340	2343	2358	0002	0011	0014	0028	0032	0043	0046	
Wandsworth Town (WNT) d	2343			0005	0014			0035		0049	
Putney (PUT) d	2346	2347		0008	0017	0018		0038	0047	0052	
Barnes (BNS) d	2352c			0012	0022			0041		0055	
Barnes Bridge (BNI) d				0014				0043			
Chiswick (CHK) d				0017				0046			
Kew Bridge (KWB) d				0020				0049			
Brentford (BFD) d				0023				0052			
Syon Lane (SYL) d				0025				0054			
Isleworth (ISL) d				0027				0056			
Hounslow (HOU) d				0030a				0059a			
Mortlake (MTL) d	2354				0025					0057	
North Sheen (NSH) d	2356				0027					0059	
Richmond (RMD)  d	2359	2353	0006		0029	0024	0036		0053	0102	
St Margarets (SMG) d	0001				0032					0104	
Twickenham (TWI) d	0004	2357	0010		0034	0028	0040		0057	0107	
Whitton (WTN) d		2359				0031			0100		
Feltham (FEL) a		0004	0016			0035	0046		0104		
Ashford (Surrey) (AFS) a		0008				0039			0108		
Staines (SNS) a		0011	0022			0043	0053		0112		
Strawberry Hill (STW) a	0007				0038					0110s	
Teddington (TED) a	0011									0114s	
Hampton Wick (HMW) a	0013									0116s	
Kingston (KNG) a	0015									0122	

**NOTES** (see introductory pages for explanation of train operator codes and standard symbols)

- a Arrival time
- d Departure time
- s Stops to set down only
- c Arrives 3 minutes earlier

- A To Reading, see table 151
- D To Windsor & Eton Riverside, see table 151
- W To London Waterloo via Wimbledon, see table 161

- FO Fridays only
- SM Saturday mornings

## London to Putney, Hounslow, Richmond, Twickenham and Kingston

## Saturdays

Operator Train ID Days of operation/Notes	SW 1S77 A	SW 2O75 D	SW 2C79 B	SW 2S79	SW 2O77	SW 2U79 C	SW 2C81 B	SW 2V77	SW 2U81	SW 2O79	SW 2Y03 D	SW 2R02 H	SW 2S05 D	SW 2C05 B	SW 2O03 W	SW 2C07 B
London Waterloo (WAT)	15 d				0001	0003	0020	0022	0033	0036			0522	0526	0530	0550
Vauxhall (VXH)	d				0005	0008		0026	0037	0040			0526	0530	0534	
Queenstown Rd.(Battersea) (QRB)	d				0008			0029		0043			0529		0537	
Clapham Junction (CLJ)	10 d			0002	0011	0014	0028	0032	0043	0046	0511		0532	0536	0540	0558
Wandsworth Town (WNT)	d			0005	0014			0035		0049	0514		0535		0543	
Putney (PUT)	d			0008	0017	0018		0038	0047	0052	0517		0538		0546	
Barnes (BNS)	d			0012	0022			0041		0055	0520		0542		0551	
Barnes Bridge (BNI)	d			0014				0043					0544			
Chiswick (CHK)	d			0017				0046					0547			
Kew Bridge (KWB)	d			0020				0049					0550			
Brentford (BFD)	d			0023				0052					0553			
Syon Lane (SYL)	d			0025				0054					0555			
Isleworth (ISL)	d			0027				0056					0557			
Hounslow (HOU)	d	0002		0030a				0059a				0545a	0601			
Mortlake (MTL)	d				0025					0057	0522				0554	
North Sheen (NSH)	d				0027					0059	0524				0556	
Richmond (RMD)	d		0006		0029	0024	0036		0053	0102	0527			0544	0558	0606
St Margarets (SMG)	d	0001			0032					0104	0529			0601		
Twickenham (TWI)	d	0004	0010		0034	0028	0040		0057	0107	0532	0539		0548	0603	0610
Whitton (WTN)	d					0031			0100		0535	0542				
Feltham (FEL)	a	0008		0016		0035	0046		0104		0539		0606	0554		0616
Ashford (Surrey) (AFS)	a	0012				0039			0108		0543		0611			
Staines (SNS)	a	0016		0022		0043	0053		0112		0547		0614	0601		0622
Strawberry Hill (STW)	a		0007		0038					0110s					0607	
Teddington (TED)	a		0011							0114s					0610	
Hampton Wick (HMW)	a		0013							0116s					0614	
Kingston (KNG)	a		0015							0122					0616	

Operator Train ID Days of operation/Notes	SW 2U07 C	SW 2S07 D	SW 2O05 W	SW 2C09 B	SW 2S09 D	SW 2O07 W	SW 2U09 C	SW 2C11 B	SW 2S11 D	SW 2O09 W	SW 2U11 C	SW 2C13 B	SW 2S13 D	SW 2O11 W	SW 2U13 C	SW 2C15 B
London Waterloo (WAT)	15 d	0552	0600	0620	0622	0630	0633	0650	0652	0700	0703	0720	0722	0730	0733	0750
Vauxhall (VXH)	d	0556	0604		0626	0634	0637		0656	0704	0707		0726	0734	0737	
Queenstown Rd.(Battersea) (QRB)	d	0559	0607		0629	0637			0659	0707			0729	0737		
Clapham Junction (CLJ)	10 d	0602	0610	0628	0632	0640	0643	0658	0702	0710	0713	0728	0732	0740	0743	0758
Wandsworth Town (WNT)	d	0605	0613		0635	0643			0705	0713			0735	0743		
Putney (PUT)	d	0608	0616		0638	0646	0647		0708	0716	0717		0738	0746	0747	
Barnes (BNS)	d	0612	0621		0642	0651			0712	0721			0742	0751		
Barnes Bridge (BNI)	d	0614			0644				0714				0744			
Chiswick (CHK)	d	0617			0647				0717				0747			
Kew Bridge (KWB)	d	0620			0650				0720				0750			
Brentford (BFD)	d	0623			0653				0723				0753			
Syon Lane (SYL)	d	0625			0655				0725				0755			
Isleworth (ISL)	d	0627			0657				0727				0757			
Hounslow (HOU)	d	0632			0702				0732				0802			
Mortlake (MTL)	d		0624			0654				0724				0754		
North Sheen (NSH)	d		0626			0656				0726				0756		
Richmond (RMD)	d		0628	0636		0658	0653	0706		0728	0723	0736		0758	0753	0806
St Margarets (SMG)	d		0631			0701				0731				0801		
Twickenham (TWI)	d	0627	0633	0640		0703	0657	0710		0733	0727	0740		0803	0757	0810
Whitton (WTN)	d	0630				0700				0730				0800		
Feltham (FEL)	a	0634	0638		0646	0708		0704	0716	0738		0734	0746	0808		0816
Ashford (Surrey) (AFS)	a	0638	0642			0712		0708		0742		0738		0812		0808
Staines (SNS)	a	0641	0646		0652	0716		0711	0722	0746		0741	0752	0816	0811	0822
Strawberry Hill (STW)	a		0637			0707				0737				0807		
Teddington (TED)	a		0640			0710				0740				0810		
Hampton Wick (HMW)	a		0644			0714				0744				0814		
Kingston (KNG)	a		0646			0716				0746				0816		

NOTES (see introductory pages for explanation of train operator codes and standard symbols)

- a Arrival time  
d Departure time  
s Stops to set down only

- A To Woking, see table 151  
B To Reading, see table 151  
C To Windsor & Eton Riverside, see table 151  
D To Weybridge, see table 151  
H To London Waterloo via Hounslow  
W To London Waterloo via Wimbledon, see table 161



## London to Putney, Hounslow, Richmond, Twickenham and Kingston

## Saturdays

Operator		SW	SW	SW	SW	SW	SW	SW	SW	SW	SW	SW	SW	SW	SW	SW	SW
Train ID		2S15	2O13	2U15	2C17	2S17	2O15	2U17	2S19	2C19	2O17	2U19	2C21	2S21	2O19	2U21	2C23
Days of operation/Notes		D	W	C	B	D	W	C	D	B	W	C	B	D	W	C	B
London Waterloo (WAT)	15 d	0752	0800	0803	0820	0822	0828		0852	0855	0900	0903	0920	0922	0930	0933	0950
Vauxhall (VXH)	d	0756	0804	0807		0826	0832		0900e		0904	0907		0926	0934	0937	
Queenstown Rd.(Battersea) (QRB)	d	0759	0807			0829	0835		0903		0907			0929	0937		
Clapham Junction (CLJ)	10 d	0802	0810	0813	0828	0832	0838		0906	0903	0910	0913	0928	0932	0940	0943	0958
Wandsworth Town (WNT)	d	0805	0813			0835	0841		0908		0913			0935	0943		
Putney (PUT)	d	0808	0816	0817		0838	0844		0911		0916	0917		0938	0946	0947	
Barnes (BNS)	d	0812	0821			0842	0847		0914		0921			0942	0951		
Barnes Bridge (BNI)	d	0814				0844			0916					0944			
Chiswick (CHK)	d	0817				0847			0919					0947			
Kew Bridge (KWB)	d	0820				0850			0922					0950			
Brentford (BFD)	d	0823				0853			0925					0953			
Syon Lane (SYL)	d	0825				0855			0927					0955			
Isleworth (ISL)	d	0827				0857			0929					0957			
Hounslow (HOU)	d	0832				0901			0932					1002			
Mortlake (MTL)	d		0824				0849				0924				0954		
North Sheen (NSH)	d		0826				0851				0926				0956		
Richmond (RMD)	d		0828	0823	0836		0854			0911	0928	0923	0936		0958	0953	1006
St Margarets (SMG)	d		0831				0856				0931				1001		
Twickenham (TWI)	d		0833	0827	0840		0900	0903		0915	0933	0927	0940		1003	0957	1010
Whitton (WTN)	d			0830				0906			0930				1000		
Feltham (FEL)	a	0838		0834	0846	0906		0910	0938	0921		0934	0946	1008		1004	1016
Ashford (Surrey) (AFS)	a	0842		0838		0911		0915	0942			0938		1012		1008	
Staines (SNS)	a	0846		0841	0852	0914		0918	0946	0927		0941	0952	1016		1011	1022
Strawberry Hill (STW)	a		0837				0903					0937			1007		
Teddington (TED)	a		0840				0907					0940			1010		
Hampton Wick (HMW)	a		0844				0914					0944			1014		
Kingston (KNG)	a		0846				0916					0946			1016		

Operator		SW	SW	SW	SW	SW	SW	SW	SW	SW	SW	SW	SW	SW	SW	SW	SW
Train ID		2S23	2O21	2U23	2C25	2S25	2O23	2U25	2C27	2S27	2O25	2U27	2C29	2S29	2O27	2U29	2C31
Days of operation/Notes		D	W	C	B	D	W	C	B	D	W	C	B	D	W	C	B
London Waterloo (WAT)	15 d	0952	1000	1003	1020	1022	1030	1033	1050	1052	1100	1103	1120	1122	1130	1133	1150
Vauxhall (VXH)	d	0956	1004	1007		1026	1034	1037		1056	1104	1107		1126	1134	1137	
Queenstown Rd.(Battersea) (QRB)	d	0959	1007			1029	1037			1059	1107			1129	1137		
Clapham Junction (CLJ)	10 d	1002	1010	1013	1028	1032	1040	1043	1058	1102	1110	1113	1128	1132	1140	1143	1158
Wandsworth Town (WNT)	d	1005	1013			1035	1043			1105	1113			1135	1143		
Putney (PUT)	d	1008	1016	1017		1038	1046	1047		1108	1116	1117		1138	1146	1147	
Barnes (BNS)	d	1012	1021			1042	1051			1112	1121			1142	1151		
Barnes Bridge (BNI)	d	1014				1044				1114				1144			
Chiswick (CHK)	d	1017				1047				1117				1147			
Kew Bridge (KWB)	d	1020				1050				1120				1150			
Brentford (BFD)	d	1023				1053				1123				1153			
Syon Lane (SYL)	d	1025				1055				1125				1155			
Isleworth (ISL)	d	1027				1057				1127				1157			
Hounslow (HOU)	d	1032				1102				1132				1202			
Mortlake (MTL)	d		1024				1054				1124				1154		
North Sheen (NSH)	d		1026				1056				1126				1156		
Richmond (RMD)	d		1028	1023	1036		1058	1053	1106		1128	1123	1136		1158	1153	1206
St Margarets (SMG)	d		1031				1101				1131				1201		
Twickenham (TWI)	d		1033	1027	1040		1103	1057	1110		1133	1127	1140		1203	1157	1210
Whitton (WTN)	d			1030				1100			1130				1200		
Feltham (FEL)	a	1038		1034	1046	1108		1104	1116	1138		1134	1146	1208		1204	1216
Ashford (Surrey) (AFS)	a	1042		1038		1112		1108		1142		1138		1212		1208	
Staines (SNS)	a	1046		1041	1052	1116		1111	1122	1146		1141	1152	1216		1211	1222
Strawberry Hill (STW)	a		1037				1107					1137			1207		
Teddington (TED)	a		1040				1110					1140			1210		
Hampton Wick (HMW)	a		1044				1114					1144			1214		
Kingston (KNG)	a		1046				1116					1146			1216		

NOTES (see introductory pages for explanation of train operator codes and standard symbols)

- a Arrival time  
d Departure time  
e Arrives 4 minutes earlier

- B To Reading, see table 151  
C To Windsor & Eton Riverside, see table 151  
D To Weybridge, see table 151  
W To London Waterloo via Wimbledon, see table 161

## London to Putney, Hounslow, Richmond, Twickenham and Kingston

## Saturdays

Operator Train ID Days of operation/Notes	SW	SW	SW	SW	SW	SW	SW	SW	SW	SW	SW	SW	SW	SW	SW	SW	
	2S31 D	2O29 W	2U31 C	2C33 B	2S33 D	2O31 W	2U33 C	2C35 B	2S35 D	2O33 W	2U35 C	2C37 B	2S37 D	2O35 W	2U37 C	2C39 B	
London Waterloo (WAT)	15 d	1152	1200	1203	1220	1222	1230	1233	1250	1252	1300	1303	1320	1322	1330	1333	1350
Vauxhall (VXH)	d	1156	1204	1207		1226	1234	1237		1256	1304	1307		1326	1334	1337	
Queenstown Rd.(Battersea) (QRB)	d	1159	1207			1229	1237			1259	1307			1329	1337		
Clapham Junction (CLJ)	10 d	1202	1210	1213	1228	1232	1240	1243	1258	1302	1310	1313	1328	1332	1340	1343	1358
Wandsworth Town (WNT)	d	1205	1213			1235	1243			1305	1313			1335	1343		
Putney (PUT)	d	1208	1216	1217		1238	1246	1247		1308	1316	1317		1338	1346	1347	
Barnes (BNS)	d	1212	1221			1242	1251			1312	1321			1342	1351		
Barnes Bridge (BNI)	d	1214				1244				1314				1344			
Chiswick (CHK)	d	1217				1247				1317				1347			
Kew Bridge (KWB)	d	1220				1250				1320				1350			
Brentford (BFD)	d	1223				1253				1323				1353			
Syon Lane (SYL)	d	1225				1255				1325				1355			
Isleworth (ISL)	d	1227				1257				1327				1357			
Hounslow (HOU)	d	1232				1302				1332				1402			
Mortlake (MTL)	d		1224				1254				1324				1354		
North Sheen (NSH)	d		1226				1256				1326				1356		
Richmond (RMD)	d		1228	1223	1236		1258	1253	1306		1328	1323	1336		1358	1353	1406
St Margarets (SMG)	d		1231				1301				1331				1401		
Twickenham (TWI)	d		1233	1227	1240		1303	1257	1310		1333	1327	1340		1403	1357	1410
Whitton (WTN)	d			1230				1300				1330				1400	
Feltham (FEL)	a	1238		1234	1246	1308		1304	1316	1338		1334	1346	1408		1404	1416
Ashford (Surrey) (AFS)	a	1242		1238		1312		1308		1342		1338		1412		1408	
Staines (SNS)	a	1246		1241	1253	1316		1311	1322	1346		1341	1352	1416		1411	1422
Strawberry Hill (STW)	a		1237				1307				1337				1407		
Teddington (TED)	a		1240				1310				1340				1410		
Hampton Wick (HMW)	a		1244				1314				1344				1414		
Kingston (KNG)	a		1246				1316				1346				1416		

Operator Train ID Days of operation/Notes	SW	SW	SW	SW	SW	SW	SW	SW	SW	SW	SW	SW	SW	SW	SW	SW	
	2S39 D	2O37 W	2U39 C	2C41 B	2S41 D	2O39 W	2U41 C	2C43 B	2S43 D	2O41 W	2U43 C	2C45 B	2S45 D	2O43 W	2U45 C	2C47 B	
London Waterloo (WAT)	15 d	1352	1400	1403	1420	1422	1430	1433	1450	1452	1500	1503	1520	1522	1530	1533	1550
Vauxhall (VXH)	d	1356	1404	1407		1426	1434	1437		1456	1504	1507		1526	1534	1537	
Queenstown Rd.(Battersea) (QRB)	d	1359	1407			1429	1437			1459	1507			1529	1537		
Clapham Junction (CLJ)	10 d	1402	1414	1413	1428	1432	1440	1443	1458	1502	1510	1513	1528	1532	1540	1543	1558
Wandsworth Town (WNT)	d	1405	1417			1435	1443			1505	1513			1535	1543		
Putney (PUT)	d	1408	1420	1417		1438	1446	1447		1508	1516	1517		1538	1546	1547	
Barnes (BNS)	d	1412	1423			1442	1451			1512	1521			1542	1551		
Barnes Bridge (BNI)	d	1414				1444				1514				1544			
Chiswick (CHK)	d	1417				1447				1517				1547			
Kew Bridge (KWB)	d	1420				1450				1520				1550			
Brentford (BFD)	d	1423				1453				1523				1553			
Syon Lane (SYL)	d	1425				1455				1525				1555			
Isleworth (ISL)	d	1427				1457				1527				1557			
Hounslow (HOU)	d	1432				1502				1532				1602			
Mortlake (MTL)	d		1425				1454				1524				1554		
North Sheen (NSH)	d		1427				1456				1526				1556		
Richmond (RMD)	d		1430	1423	1436		1458	1453	1506		1528	1523	1536		1558	1553	1606
St Margarets (SMG)	d		1432				1501				1531				1601		
Twickenham (TWI)	d		1435	1427	1440		1503	1457	1510		1533	1527	1540		1603	1557	1610
Whitton (WTN)	d			1430				1500				1530				1600	
Feltham (FEL)	a	1438		1434	1446	1508		1504	1516	1538		1534	1546	1608		1604	1616
Ashford (Surrey) (AFS)	a	1442		1438		1512		1508		1542		1538		1612		1608	
Staines (SNS)	a	1446		1441	1452	1516		1511	1522	1546		1541	1552	1616		1611	1622
Strawberry Hill (STW)	a		1438				1507				1537				1607		
Teddington (TED)	a		1442				1510				1540				1610		
Hampton Wick (HMW)	a		1445				1514				1544				1614		
Kingston (KNG)	a		1447				1516				1546				1616		

NOTES (see introductory pages for explanation of train operator codes and standard symbols)

- a Arrival time
- d Departure time
- B To Reading, see table 151
- C To Windsor & Eton Riverside, see table 151
- D To Weybridge, see table 151
- W To London Waterloo via Wimbledon, see table 161

## London to Putney, Hounslow, Richmond, Twickenham and Kingston

## Saturdays

Operator Train ID Days of operation/Notes	SW	SW	SW	SW	SW	SW	SW	SW	SW	SW	SW	SW	SW	SW	SW	SW	SW	
	2S47 D	2O45 W	2U47 C	2C49 B	2S49 D	2O47 W	2U49 C	2C51 B	2S51 D	2O49 W	2U51 C	2C53 B	2S53 D	2O51 W	2U53 C	2C55 B		
London Waterloo (WAT)	1552	1600	1603	1620	1622	1630	1633	1650	1652	1700	1703	1720	1722	1730	1733	1750		
Vauxhall (VXH)	1556	1604	1607		1626	1634	1637		1656	1704	1707		1726	1734	1737			
Queenstown Rd.(Battersea) (QRB)	1559	1607			1629	1637			1659	1707			1729	1737				
Clapham Junction (CLJ)	1602	1610	1613	1628	1632	1640	1643	1658	1702	1710	1713	1728	1732	1740	1743	1758		
Wandsworth Town (WNT)	1605	1613			1635	1643			1705	1713			1735	1743				
Putney (PUT)	1608	1616	1617		1638	1646	1647		1708	1716	1717		1738	1746	1747			
Barnes (BNS)	1612	1621			1642	1651			1712	1721			1742	1751				
Barnes Bridge (BNI)	1614				1644				1714				1744					
Chiswick (CHK)	1617				1647				1717				1747					
Kew Bridge (KWB)	1620				1650				1720				1750					
Brentford (BFD)	1623				1653				1723				1753					
Syon Lane (SYL)	1625				1655				1725				1755					
Isleworth (ISL)	1627				1657				1727				1757					
Hounslow (HOU)	1632				1702				1732				1802					
Mortlake (MTL)		1624				1654				1724				1754				
North Sheen (NSH)		1626				1656				1726				1756				
Richmond (RMD)		1628	1623	1636		1658	1653	1706		1728	1723	1736		1758	1753	1806		
St Margarets (SMG)		1631				1701				1731				1801				
Twickenham (TWI)		1633	1627	1640		1703	1657	1710		1733	1727	1740		1803	1757	1810		
Whitton (WTN)			1630			1700				1730				1800				
Feltham (FEL)	a	1638		1634	1646	1708		1704	1716	1738		1734	1746	1808		1804	1816	
Ashford (Surrey) (AFS)	a	1642		1638		1712		1708		1742		1738		1812		1808		
Staines (SNS)	a	1646		1641	1652	1716		1711	1722	1746		1741	1752	1816		1811	1822	
Strawberry Hill (STW)	a		1637			1707					1737				1807			
Teddington (TED)	a		1640			1710					1740				1810			
Hampton Wick (HMW)	a		1644			1714					1744				1814			
Kingston (KNG)	a		1646			1716					1746				1816			

Operator Train ID Days of operation/Notes	SW	SW	SW	SW	SW	SW	SW	SW	SW	SW	SW	SW	SW	SW	SW	SW	SW	
	2S55 D	2O53 W	2U55 C	2C57 B	2S57 D	2O55 W	2U57 C	2C59 B	2S59 D	2O57 W	2U59 C	2C61 B	2S61 D	2O59 W	2U61 C	2C63 B		
London Waterloo (WAT)	1752	1800	1803	1820	1822	1830	1833	1850	1852	1900	1903	1920	1922	1930	1933	1950		
Vauxhall (VXH)	1756	1804	1807		1826	1834	1837		1856	1904	1907		1926	1934	1937			
Queenstown Rd.(Battersea) (QRB)	1759	1807			1829	1837			1859	1907			1929	1937				
Clapham Junction (CLJ)	1802	1810	1813	1828	1832	1840	1843	1858	1902	1910	1913	1928	1932	1940	1943	1958		
Wandsworth Town (WNT)	1805	1813			1835	1843			1905	1913			1935	1943				
Putney (PUT)	1808	1816	1817		1838	1846	1847		1908	1916	1917		1938	1946	1947			
Barnes (BNS)	1812	1821			1842	1851			1912	1921			1942	1951				
Barnes Bridge (BNI)	1814				1844				1914				1944					
Chiswick (CHK)	1817				1847				1917				1947					
Kew Bridge (KWB)	1820				1850				1920				1950					
Brentford (BFD)	1823				1853				1923				1953					
Syon Lane (SYL)	1825				1855				1925				1955					
Isleworth (ISL)	1827				1857				1927				1957					
Hounslow (HOU)	1832				1902				1932				2002					
Mortlake (MTL)		1824				1854				1924				1954				
North Sheen (NSH)		1826				1856				1926				1956				
Richmond (RMD)		1828	1823	1836		1858	1853	1906		1928	1923	1936		1958	1953	2006		
St Margarets (SMG)		1831				1901				1931				2001				
Twickenham (TWI)		1833	1827	1840		1903	1857	1910		1933	1927	1940		2003	1957	2010		
Whitton (WTN)			1830			1900				1930				2000				
Feltham (FEL)	a	1838		1834	1846	1908		1904	1916	1938		1934	1946	2008		2004	2016	
Ashford (Surrey) (AFS)	a	1842		1838		1912		1908		1942		1938		2012		2008		
Staines (SNS)	a	1846		1841	1852	1916		1911	1922	1946		1941	1952	2016		2011	2022	
Strawberry Hill (STW)	a		1837			1907					1937				2007			
Teddington (TED)	a		1840			1910					1940				2010			
Hampton Wick (HMW)	a		1844			1914					1944				2014			
Kingston (KNG)	a		1846			1916					1946				2016			

NOTES (see introductory pages for explanation of train operator codes and standard symbols)

- a Arrival time
- d Departure time
- B To Reading, see table 151
- C To Windsor & Eton Riverside, see table 151
- D To Weybridge, see table 151
- W To London Waterloo via Wimbledon, see table 161

## London to Putney, Hounslow, Richmond, Twickenham and Kingston

## Saturdays

Operator Train ID Days of operation/Notes	SW	SW	SW	SW	SW	SW	SW	SW	SW	SW	SW	SW	SW	SW	SW	SW	SW	
	2S63 D	2O61 W	2U63 C	2C65 B	2S65 D	2O63 W	2U65 C	2C67 B	2S67 D	2O65 W	2U67 C	2C69 B	2S69 D	2O67 W	2U69 C	2C71 B		
London Waterloo (WAT)	1952	2000	2003	2020	2022	2030	2033	2050	2052	2100	2103	2120	2122	2130	2133	2150		
Vauxhall (VXH)	1956	2004	2007		2026	2034	2037		2056	2104	2107		2126	2134	2137			
Queenstown Rd.(Battersea) (QRB)	1959	2007			2029	2037			2059	2107			2129	2137				
Clapham Junction (CLJ)	2002	2010	2013	2028	2032	2040	2043	2058	2102	2110	2113	2128	2132	2140	2143	2158		
Wandsworth Town (WNT)	2005	2013			2035	2043			2105	2113			2135	2143				
Putney (PUT)	2008	2016	2017		2038	2046	2047		2108	2116	2117		2138	2146	2147			
Barnes (BNS)	2012	2021			2042	2051			2112	2121			2142	2151				
Barnes Bridge (BNI)	2014				2044				2114				2144					
Chiswick (CHK)	2017				2047				2117				2147					
Kew Bridge (KWB)	2020				2050				2120				2150					
Brentford (BFD)	2023				2053				2123				2153					
Syon Lane (SYL)	2025				2055				2125				2155					
Isleworth (ISL)	2027				2057				2127				2157					
Hounslow (HOU)	2032				2102				2132				2202					
Mortlake (MTL)		2024				2054				2124				2154				
North Sheen (NSH)		2026				2056				2126				2156				
Richmond (RMD)		2028	2023	2036		2058	2053	2106		2128	2123	2136		2158	2153	2206		
St Margarets (SMG)		2031				2101				2131				2201				
Twickenham (TWI)		2033	2027	2040		2103	2057	2110		2133	2127	2140		2203	2157	2210		
Whitton (WTN)			2030			2100				2130				2200				
Feltham (FEL)	a	2038		2034	2046	2108		2104	2116	2138		2134	2146	2208		2204	2216	
Ashford (Surrey) (AFS)	a	2042		2038		2112		2108		2142		2138		2212		2208		
Staines (SNS)	a	2046		2041	2053	2116		2111	2122	2146		2141	2152	2216		2211	2222	
Strawberry Hill (STW)	a		2037			2107					2137				2207			
Teddington (TED)	a		2040			2110					2140				2210			
Hampton Wick (HMW)	a		2044			2114					2144				2214			
Kingston (KNG)	a		2046			2116					2146				2216			

Operator Train ID Days of operation/Notes	SW	SW	SW	SW	SW	SW	SW	SW	SW	SW	SW	SW	SW	SW	SW	SW	SW	
	2S71 D	2O69 W	2U71 C	2C73 B	2S73 D	2O71 W	2U73 C	2C75 B	2S75 D	2O73 W	2U75 C	2C77 B	1S77 A	2O75 W	2U77 C	2C79 B		
London Waterloo (WAT)	2152	2200	2203	2220	2222	2230	2233	2250	2252	2300	2303	2320	2322	2330	2333	2350		
Vauxhall (VXH)	2156	2204	2207		2226	2234	2237		2256	2304	2307		2326	2334	2337			
Queenstown Rd.(Battersea) (QRB)	2159	2207			2229	2237			2259	2307			2329	2337				
Clapham Junction (CLJ)	2202	2210	2213	2228	2232	2240	2243	2258	2302	2310	2313	2328	2332	2340	2343	2358		
Wandsworth Town (WNT)	2205	2213			2235	2243			2305	2313			2335	2343				
Putney (PUT)	2208	2216	2217		2238	2246	2247		2308	2316	2317		2338	2346	2347			
Barnes (BNS)	2212	2221			2242	2251			2312	2321			2342	2351				
Barnes Bridge (BNI)	2214				2244				2314				2344					
Chiswick (CHK)	2217				2247				2317				2347					
Kew Bridge (KWB)	2220				2250				2320				2350					
Brentford (BFD)	2223				2253				2323				2353					
Syon Lane (SYL)	2225				2255				2325				2355					
Isleworth (ISL)	2227				2257				2327				2357					
Hounslow (HOU)	2232				2302				2332				0002c					
Mortlake (MTL)		2224				2254				2324				2354				
North Sheen (NSH)		2226				2256				2326				2356				
Richmond (RMD)		2228	2223	2236		2258	2253	2306		2328	2323	2336		2358	2353	0006		
St Margarets (SMG)		2231				2301				2331				0001				
Twickenham (TWI)		2233	2227	2240		2303	2257	2310		2333	2327	2340		0004	2357	0010		
Whitton (WTN)			2230			2300				2330				2359				
Feltham (FEL)	a	2238		2234	2246	2308		2304	2316	2338		2334	2346	0008		0004	0016	
Ashford (Surrey) (AFS)	a	2242		2238		2312		2308		2342		2338		0012		0008		
Staines (SNS)	a	2246		2241	2252	2316		2311	2323	2346		2341	2352	0016		0011	0022	
Strawberry Hill (STW)	a		2237			2307					2337				0008			
Teddington (TED)	a		2240			2310					2340				0012			
Hampton Wick (HMW)	a		2244			2314					2344				0014			
Kingston (KNG)	a		2246			2316					2346				0016			





NOTES (see introductory pages for explanation of train operator codes and standard symbols)

- a Arrival time  
d Departure time  
c Arrives 3 minutes earlier

- A To Woking, see table 151  
B To Reading, see table 151  
C To Windsor & Eton Riverside, see table 151  
D To Weybridge, see table 151  
W To London Waterloo via Wimbledon, see table 161

## London to Putney, Hounslow, Richmond, Twickenham and Kingston

## Saturdays

Operator Train ID Days of operation/Notes	SW	SW	SW	SW	SW	SW	SW
	2S79	2O77 SUM	2U79 SUM C	2C81 SUM B	2V77 SUM	2O79 SUM	2U81 SUM
London Waterloo (WAT)  d	2352	0001	0003	0020	0022	0030	0033
Vauxhall (VXH)  d	2356	0005	0008		0026	0034	0037
Queenstown Rd.(Battersea) (QRB) d	2359	0008			0029	0037	
Clapham Junction (CLJ)  d	0002	0011	0014	0028	0032	0040	0043
Wandsworth Town (WNT) d	0005	0014			0035	0043	
Putney (PUT) d	0008	0017	0018		0038	0046	0047
Barnes (BNS) d	0012	0022			0041	0051	
Barnes Bridge (BNI) d	0014				0043		
Chiswick (CHK) d	0017				0046		
Kew Bridge (KWB) d	0020				0049		
Brentford (BFD) d	0023				0052		
Syon Lane (SYL) d	0025				0054		
Isleworth (ISL) d	0027				0056		
Hounslow (HOU) d	0030a				0059a		
Mortlake (MTL) d		0025				0054	
North Sheen (NSH) d		0027				0056	
Richmond (RMD)  d		0029	0024	0036		0058	0053
St Margarets (SMG) d		0032				0101	
Twickenham (TWI) d		0034	0028	0040		0103	0057
Whitton (WTN) d			0031				0100
Feltham (FEL) a			0035	0046			0104
Ashford (Surrey) (AFS) a			0039				0108
Staines (SNS) a			0043	0052			0112
Strawberry Hill (STW) a		0038s				0107s	
Teddington (TED) a		0041s				0110s	
Hampton Wick (HMW) a		0044s				0113s	
Kingston (KNG) a		0047				0117	

**NOTES** (see introductory pages for explanation of train operator codes and standard symbols)

- a Arrival time
- d Departure time
- s Stops to set down only

- B To Reading, see table 151
- C To Windsor & Eton Riverside, see table 151

**SUM** Sunday mornings



London to Putney, Hounslow, Richmond, Twickenham and Kingston

Sundays

Operator Train ID Days of operation/Notes	SW 1S77 A	SW 2O75	SW 2C79 B	SW 2S79	SW 2O77	SW 2U79 C	SW 2C81 B	SW 2V77	SW 2O79	SW 2U81	SW 2O05 W	SW 2U11 C	SW 2Y11 A	SW 2O09 W	SW 2C15 B	SW 2U15 C
London Waterloo (WAT) $\ominus$ 15 d					0001	0003	0020	0022	0030	0033	0614	0644	0700	0710		
Vauxhall (VXH) $\ominus$ d					0005	0008		0026	0034	0037	0618	0648	0704	0714		
Queenstown Rd.(Battersea) (QRB) d					0008			0029	0037		0621	0651		0717		
Clapham Junction (CLJ) 10 d				0002	0011	0014	0028	0032	0040	0043	0624	0654	0710	0720		
Wandsworth Town (WNT) d				0005	0014			0035	0043		0627	0657		0723		
Putney (PUT) d				0008	0017	0018		0038	0046	0047	0630	0700	0714	0726		
Barnes (BNS) d				0012	0022			0041	0051		0633	0703		0729		
Barnes Bridge (BNI) d				0014				0043								
Chiswick (CHK) d				0017				0046								
Kew Bridge (KWB) d				0020				0049								
Brentford (BFD) d				0023				0052								
Syon Lane (SYL) d				0025				0054								
Isleworth (ISL) d				0027				0056								
Hounslow (HOU) d	0002			0030a				0059a								
Mortlake (MTL) d					0025				0054		0635	0705		0731		
North Sheen (NSH) d					0027				0056		0637	0707		0733		
Richmond (RMD) $\ominus$ d			0006		0029	0024	0036		0058	0053	0640	0710	0720	0740e	0759	0812
St Margarets (SMG) d		0001			0032				0101		0642	0712		0742		0814
Twickenham (TWI) d		0004	0010		0034	0028	0040		0103	0057	0645	0715	0724	0745	0803	0817
Whitton (WTN) d						0031				0100		0718				0820
Feltham (FEL) a	0008		0016			0035	0046			0104		0722	0729		0808	0824
Ashford (Surrey) (AFS) a	0012					0039				0108		0726			0828	
Staines (SNS) a	0016		0022			0043	0052			0112		0730	0736		0815	0832
Strawberry Hill (STW) a		0008			0038s				0107s		0648			0748		
Teddington (TED) a		0012			0041s				0110s		0652			0752		
Hampton Wick (HMW) a		0014			0044s				0113s		0657			0757		
Kingston (KNG) a		0016			0047				0117		0659			0759		

Operator Train ID Days of operation/Notes	SW 1S15 A	SW 2C17 B	SW 2O13 W	SW 1U17 C	SW 2C19 B	SW 2U19 C	SW 1S19 A	SW 2C21 B	SW 2O17 W	SW 1U21 C	SW 2C23 B	SW 2U23 C	SW 1S23 A	SW 2C25 B	SW 2O21 W	SW 1U25 C
London Waterloo (WAT) $\ominus$ 15 d			0817	0824	0839	0844	0849	0909	0917	0924	0939	0942	0949	1009	1014	1025
Vauxhall (VXH) $\ominus$ d			0821	0828	0843	0848	0853	0913	0921	0928	0943	0946	0953	1013	1018	1029
Queenstown Rd.(Battersea) (QRB) d			0824			0852	0857		0925		0950	0957		1021		
Clapham Junction (CLJ) 10 d	0800	0809	0827	0835	0849	0855	0900	0919	0928	0935	0949	0954	1000	1019	1024	1035
Wandsworth Town (WNT) d	0803	0812	0830			0857	0903		0930		0957	1003		1027		
Putney (PUT) d	0806	0815	0833	0839	0853	0900	0906	0923	0933	0939	0953	1000	1006	1023	1030	1039
Barnes (BNS) d	0809	0818	0836			0903	0909		0936		0959	1003	1009	1033		
Barnes Bridge (BNI) d	0811						0911						1011			
Chiswick (CHK) d	0813						0913						1013			
Kew Bridge (KWB) d	0816						0916						1016			
Brentford (BFD) d	0819						0919						1019			
Syon Lane (SYL) d	0821						0921						1021			
Isleworth (ISL) d	0823						0923						1023			
Hounslow (HOU) d	0826						0926						1026			
Mortlake (MTL) d		0820	0838			0906			0939			1005			1035	
North Sheen (NSH) d		0822	0840			0908			0941			1007			1037	
Richmond (RMD) $\ominus$ d		0825	0843	0846	0859	0910		0929	0943	0946	0959	1010		1029	1040	1045
St Margarets (SMG) d		0827	0845			0913			0946			1012		1042		
Twickenham (TWI) d		0830	0848	0851	0903	0915		0933	0948	0951	1003	1015		1033	1045	1049
Whitton (WTN) d		0833		0854	0903	0918			0954		1003	1018		1045	1052	
Feltham (FEL) a	0832	0837		0858	0909	0922	0932	0939		0958	1009	1022	1032	1038		1056
Ashford (Surrey) (AFS) a	0836	0841		0903	0915	0927	0936			1003	1015	1026	1036			1100
Staines (SNS) a	0840	0845		0906	0915	0930	0940	0945		1006	1015	1030	1040	1045		1104
Strawberry Hill (STW) a			0851						0952						1048	
Teddington (TED) a			0855						0955						1052	
Hampton Wick (HMW) a			0858						0958						1057	
Kingston (KNG) a			0900						1000						1059	

NOTES (see introductory pages for explanation of train operator codes and standard symbols)

- a Arrival time
- d Departure time
- s Stops to set down only
- e Arrives 5 minutes earlier

- A To Woking, see table 151
- B To Reading, see table 151
- C To Windsor & Eton Riverside, see table 151
- W To London Waterloo via Wimbledon, see table 161

## London to Putney, Hounslow, Richmond, Twickenham and Kingston

## Sundays

Operator Train ID Days of operation/Notes	SW	SW	SW	SW	SW	SW	SW	SW	SW	SW	SW	SW	SW	SW	SW	SW
	2C27 B	2U27 C	1S27 A	2C29 B	2O25 W	1U29 C	2C31 B	2U31 C	1S31 A	2C33 B	2O29 W	1U33 C	2C35 B	2U35 C	1S35 A	2C37 B
London Waterloo (WAT)	1039	1044	1050	1109	1114	1125	1139	1144	1150	1209	1214	1225	1239	1244	1250	1309
Vauxhall (VXH)	1043	1048	1054	1113	1118	1129	1143	1148	1154	1213	1218	1229	1243	1248	1254	1313
Queenstown Rd.(Battersea) (QRB)		1051	1057		1122			1151	1157		1221			1251	1257	
Clapham Junction (CLJ)	1049	1054	1100	1119	1125	1135	1149	1154	1200	1219	1224	1235	1249	1254	1300	1319
Wandsworth Town (WNT)		1057	1103		1128			1157	1203		1227			1257	1303	
Putney (PUT)	1053	1100	1106	1123	1131	1139	1153	1200	1206	1223	1230	1239	1253	1300	1306	1323
Barnes (BNS)		1103	1109		1134			1203	1209		1233			1303	1309	
Barnes Bridge (BNI)			1111						1211						1311	
Chiswick (CHK)			1113						1213						1313	
Kew Bridge (KWB)			1116						1216						1316	
Brentford (BFD)			1119						1219						1319	
Syon Lane (SYL)			1121						1221						1321	
Isleworth (ISL)			1123						1223						1323	
Hounslow (HOU)			1126						1226						1326	
Mortlake (MTL)		1105			1136			1205			1235			1305		
North Sheen (NSH)		1107			1138			1207			1237			1307		
Richmond (RMD)	1059	1110		1129	1141	1145	1159	1210		1229	1240	1245	1259	1310		1329
St Margarets (SMG)		1112			1143			1212			1242			1312		
Twickenham (TWI)	1103	1115		1133	1145	1149	1203	1215		1233	1245	1249	1303	1315		1333
Whitton (WTN)		1118				1152		1218				1252		1318		
Feltham (FEL)	1108	1122	1132	1138		1156	1208	1222	1232	1238		1256	1308	1322	1332	1338
Ashford (Surrey) (AFS)		1126	1136			1200		1226	1236			1300		1326	1336	
Staines (SNS)	1115	1130	1140	1145		1204	1215	1230	1240	1245		1304	1315	1330	1340	1345
Strawberry Hill (STW)					1149							1248				
Teddington (TED)					1153							1253				
Hampton Wick (HMW)					1157							1257				
Kingston (KNG)					1159							1259				

Operator Train ID Days of operation/Notes	SW	SW	SW	SW	SW	SW	SW	SW	SW	SW	SW	SW	SW	SW	SW	SW
	2O33 W	1U37 C	2C39 B	2U39 C	1S39 A	2C41 B	2O37 W	2V35	1U41 C	2C43 B	2V35	2U43 C	1S43 A	2C45 B	2O41 W	2V39
London Waterloo (WAT)	1314	1325	1339	1344	1350	1409	1414	1420	1425	1439		1444	1450	1509	1514	1520
Vauxhall (VXH)	1318	1329	1343	1348	1354	1413	1418	1424	1429	1443		1448	1454	1513	1518	1524
Queenstown Rd.(Battersea) (QRB)	1321			1351	1357			1421	1427			1451	1457		1521	1527
Clapham Junction (CLJ)	1324	1335	1349	1354	1400	1419	1424	1430	1435	1449		1454	1500	1519	1524	1530
Wandsworth Town (WNT)	1327			1357	1403			1427	1433			1457	1503		1527	1533
Putney (PUT)	1330	1339	1353	1400	1406	1423	1430	1436	1439	1453		1500	1506	1523	1530	1536
Barnes (BNS)	1333			1403	1409			1433	1439			1503	1509		1533	1539
Barnes Bridge (BNI)					1411				1441						1511	1541
Chiswick (CHK)					1413				1444						1513	1544
Kew Bridge (KWB)					1416				1446						1516	1546
Brentford (BFD)					1419				1449						1519	1549
Syon Lane (SYL)					1421				1451						1521	1551
Isleworth (ISL)					1423				1453						1523	1553
Hounslow (HOU)					1426				1457						1526	1557
Mortlake (MTL)	1335			1405			1435					1505			1535	
North Sheen (NSH)	1337			1407			1437					1507			1537	
Richmond (RMD)	1340	1345	1359	1410		1429	1440		1445	1459		1510		1529	1540	
St Margarets (SMG)	1342			1412			1442				←	1512			1542	
Twickenham (TWI)	1345	1349	1403	1415		1433	1445	1511f	1449	1503	1511f	1515		1533	1545	1611f
Whitton (WTN)		1352		1418				1501	1452			1518			1545	1601
Feltham (FEL)		1356	1408	1422	1432	1438		→	1456	1508		1522	1532	1538		→
Ashford (Surrey) (AFS)		1400		1426	1436				1501			1526	1536			
Staines (SNS)		1404	1415	1430	1440	1445			1504	1515		1530	1540	1545		
Strawberry Hill (STW)	1348						1448					1514			1548	
Teddington (TED)	1352						1452					1518			1552	
Hampton Wick (HMW)	1357						1457					1521			1557	
Kingston (KNG)	1359						1459					1523			1559	

NOTES (see introductory pages for explanation of train operator codes and standard symbols)

- a Arrival time  
d Departure time  
f Arrives 7 minutes earlier

- A To Woking, see table 151  
B To Reading, see table 151  
C To Windsor & Eton Riverside, see table 151  
W To London Waterloo via Wimbledon, see table 161

## London to Putney, Hounslow, Richmond, Twickenham and Kingston

## Sundays

Operator		SW	SW	SW	SW	SW	SW	SW	SW	SW	SW	SW	SW	SW	SW	SW	SW
Train ID		1U45	2C47	2V39	2U47	1S47	2C49	2O45	2V43	1U49	2C51	2V43	2U51	1S51	2C53	2O49	2V47
Days of operation/Notes		C	B		C	A	B	W		C	B		C	A	B	W	
London Waterloo (WAT)	15 d	1525	1539		1544	1550	1609	1614	1620	1625	1639		1644	1650	1709	1714	1720
Vauxhall (VXH)	d	1529	1543		1548	1554	1613	1618	1624	1629	1643		1648	1654	1713	1718	1724
Queenstown Rd.(Battersea) (QRB)	d				1551	1557		1621	1627				1651	1657		1721	1727
Clapham Junction (CLJ)	10 d	1535	1549		1554	1600	1619	1624	1630	1635	1649		1654	1700	1719	1724	1730
Wandsworth Town (WNT)	d				1557	1603		1627	1633				1657	1703		1727	1733
Putney (PUT)	d	1539	1553		1600	1606	1623	1630	1636	1639	1653		1700	1706	1723	1730	1736
Barnes (BNS)	d				1603	1609		1633	1639				1703	1709		1733	1739
Barnes Bridge (BNI)	d					1611			1641					1711			1741
Chiswick (CHK)	d					1613			1644					1713			1744
Kew Bridge (KWB)	d					1616			1646					1716			1746
Brentford (BFD)	d					1619			1649					1719			1749
Syon Lane (SYL)	d					1621			1651					1721			1751
Isleworth (ISL)	d					1623			1653					1723			1753
Hounslow (HOU)	d					1626			1657					1726			1757
Mortlake (MTL)	d				1605			1635					1705			1735	
North Sheen (NSH)	d				1607			1637					1707			1737	
Richmond (RMD)	d	1545	1559		1610		1629	1640		1645	1659		1710		1729	1740	
St Margarets (SMG)	d				1612			1642					1712			1742	
Twickenham (TWI)	d	1549	1603	1611f	1615		1633	1645	1711f	1649	1703	1711f	1715		1733	1745	1811f
Whitton (WTN)	d	1552			1618				1701	1652			1718				1801
Feltham (FEL)	a	1556	1608		1622	1632	1638		1656	1708			1722	1732	1738		1756
Ashford (Surrey) (AFS)	a	1601			1626	1636			1701				1726	1736			1757
Staines (SNS)	a	1604	1615		1630	1640	1645		1704	1715			1730	1740	1745		1759
Strawberry Hill (STW)	a			1614				1648				1714				1748	
Teddington (TED)	a			1618				1652				1718				1752	
Hampton Wick (HMW)	a			1621				1657				1721				1757	
Kingston (KNG)	a			1623				1659				1723				1759	

Operator		SW	SW	SW	SW	SW	SW	SW	SW	SW	SW	SW	SW	SW	SW	SW	SW
Train ID		1U53	2C55	2V47	2U55	1S55	2C57	2O53	2V51	1U57	2C59	2V51	2U59	1S59	2C61	2O57	2V55
Days of operation/Notes		C	B		C	A	B	W		C	B		C	A	B	W	
London Waterloo (WAT)	15 d	1725	1739		1744	1750	1809	1814	1820	1825	1839		1844	1850	1909	1914	1920
Vauxhall (VXH)	d	1729	1743		1748	1754	1813	1818	1824	1829	1843		1848	1854	1913	1918	1924
Queenstown Rd.(Battersea) (QRB)	d				1751	1757		1821	1827				1851	1857		1921	1927
Clapham Junction (CLJ)	10 d	1735	1749		1754	1800	1819	1824	1830	1835	1849		1854	1900	1919	1924	1930
Wandsworth Town (WNT)	d				1757	1803		1827	1833				1857	1903		1927	1933
Putney (PUT)	d	1739	1753		1800	1806	1823	1830	1836	1839	1853		1900	1906	1923	1930	1936
Barnes (BNS)	d				1803	1809		1833	1839				1903	1909		1933	1939
Barnes Bridge (BNI)	d					1811			1841					1911			1941
Chiswick (CHK)	d					1813			1844					1913			1944
Kew Bridge (KWB)	d					1816			1846					1916			1946
Brentford (BFD)	d					1819			1849					1919			1949
Syon Lane (SYL)	d					1821			1851					1921			1951
Isleworth (ISL)	d					1823			1853					1923			1953
Hounslow (HOU)	d					1826			1857					1926			1957
Mortlake (MTL)	d				1805			1835					1905			1935	
North Sheen (NSH)	d				1807			1837					1907			1937	
Richmond (RMD)	d	1745	1759		1810		1829	1840		1845	1859		1910		1929	1940	
St Margarets (SMG)	d				1812			1842					1912			1942	
Twickenham (TWI)	d	1749	1803	1811f	1815		1833	1845	1911f	1849	1903	1911f	1915		1933	1945	2011f
Whitton (WTN)	d	1752			1818				1901	1852			1918				2001
Feltham (FEL)	a	1756	1808		1822	1832	1838		1856	1908			1922	1932	1938		1956
Ashford (Surrey) (AFS)	a	1801			1826	1836			1901				1926	1936			1957
Staines (SNS)	a	1804	1815		1830	1840	1845		1904	1915			1930	1939	1945		1959
Strawberry Hill (STW)	a			1814				1848				1914				1948	
Teddington (TED)	a			1818				1852				1918				1952	
Hampton Wick (HMW)	a			1821				1857				1921				1957	
Kingston (KNG)	a			1823				1859				1923				1959	

NOTES (see introductory pages for explanation of train operator codes and standard symbols)

- a Arrival time  
d Departure time  
f Arrives 7 minutes earlier

- A To Woking, see table 151  
B To Reading, see table 151  
C To Windsor & Eton Riverside, see table 151  
W To London Waterloo via Wimbledon, see table 161

## London to Putney, Hounslow, Richmond, Twickenham and Kingston

## Sundays

Operator Train ID Days of operation/Notes	SW	SW	SW	SW	SW	SW	SW	SW	SW	SW	SW	SW	SW	SW	SW	SW	
	1U61 C	2C63 B	2V55	2U63 C	1S63 A	2C65 B	2O61 W	2V59	1U65 C	2C67 B	2V59	2U67 C	1S67 A	2C69 B	2O65 W	2V63	
London Waterloo (WAT)	15 d	1925	1939		1944	1950	2009	2014	2020	2025	2039		2044	2050	2109	2114	2120
Vauxhall (VXH)	d	1929	1943		1948	1954	2013	2018	2024	2029	2043		2048	2054	2113	2118	2124
Queenstown Rd.(Battersea) (QRB)	d				1951	1957		2021	2027				2051	2057		2121	2127
Clapham Junction (CLJ)	10 d	1935	1949		1954	2000	2019	2024	2030	2035	2049		2054	2100	2119	2124	2130
Wandsworth Town (WNT)	d				1957	2003		2027	2033				2057	2103		2127	2133
Putney (PUT)	d	1939	1953		2000	2006	2023	2030	2036	2039	2053		2100	2106	2123	2130	2136
Barnes (BNS)	d				2003	2009		2033	2039				2103	2109		2133	2139
Barnes Bridge (BNI)	d					2011			2041					2111			2141
Chiswick (CHK)	d					2013			2044					2113			2144
Kew Bridge (KWB)	d					2016			2046					2116			2146
Brentford (BFD)	d					2019			2049					2119			2149
Syon Lane (SYL)	d					2021			2051					2121			2151
Isleworth (ISL)	d					2023			2053					2123			2153
Hounslow (HOU)	d					2026			2057					2126			2157
Mortlake (MTL)	d				2005			2035					2105			2135	
North Sheen (NSH)	d				2007			2037					2107			2137	
Richmond (RMD)	d	1945	1959		2010		2029	2040		2045	2059		2110		2129	2140	
St Margarets (SMG)	d			←	2012			2042				←	2112			2142	
Twickenham (TWI)	d	1949	2003	2011f	2015		2033	2045	2111f	2049	2103	2111f	2115		2133	2145	2211f
Whitton (WTN)	d	1952			2018				2101	2052			2118				2201
Feltham (FEL)	a	1956	2008		2022	2032	2038		←	2056	2108		2122	2132	2138		←
Ashford (Surrey) (AFS)	a	2001			2026	2036				2101			2126	2136			
Staines (SNS)	a	2004	2015		2030	2040	2045			2104	2115		2130	2140	2145		
Strawberry Hill (STW)	a			2014				2048				2114				2148	
Teddington (TED)	a			2018				2052				2118				2152	
Hampton Wick (HMW)	a			2021				2057				2121				2157	
Kingston (KNG)	a			2023				2059				2123				2159	

Operator Train ID Days of operation/Notes	SW	SW	SW	SW	SW	SW	SW	SW	SW	SW	SW	SW	SW	SW	SW	SW	
	2C71 B	2V63	2U71 C	1S71 A	2C73 B	2O69 W	2V67	2C75 B	2V67	2U75 C	1S75 A	2C77 B	2O73	2V71	2C79 B	2V71	
London Waterloo (WAT)	15 d	2139		2144	2150	2209	2214	2220	2239		2244	2250	2309	2314	2320	2339	
Vauxhall (VXH)	d	2143		2148	2154	2213	2218	2224	2243		2248	2254	2313	2318	2324	2343	
Queenstown Rd.(Battersea) (QRB)	d			2151	2157		2221	2227			2251	2257		2321	2327		
Clapham Junction (CLJ)	10 d	2149		2154	2200	2219	2224	2230	2249		2254	2300	2319	2324	2330	2349	
Wandsworth Town (WNT)	d			2157	2203		2227	2233			2257	2303		2327	2333		
Putney (PUT)	d	2153		2200	2206	2223	2230	2236	2253		2300	2306	2323	2330	2336	2353	
Barnes (BNS)	d			2203	2209		2233	2239			2303	2309		2333	2339		
Barnes Bridge (BNI)	d				2211			2241				2311			2341		
Chiswick (CHK)	d				2213			2244				2313			2344		
Kew Bridge (KWB)	d				2216			2246				2316			2346		
Brentford (BFD)	d				2219			2249				2319			2349		
Syon Lane (SYL)	d				2221			2251				2321			2351		
Isleworth (ISL)	d				2223			2253				2323			2353		
Hounslow (HOU)	d				2226			2257				2326			2358		
Mortlake (MTL)	d			2205			2235				2305			2335			
North Sheen (NSH)	d			2207			2237				2307			2337			
Richmond (RMD)	d	2159		2210		2229	2240		2259		2310		2329	2340		2359	
St Margarets (SMG)	d		←	2212			2242			←	2312			2342			←
Twickenham (TWI)	d	2203	2211f	2215		2233	2245	2311f	2303	2311f	2315		2333	2345	0012f	0003	0012f
Whitton (WTN)	d			2218				2301			2318				0002		
Feltham (FEL)	a	2208		2222	2232	2238		←	2308		2323	2332	2338		←	0008	
Ashford (Surrey) (AFS)	a			2226	2236						2328	2336					
Staines (SNS)	a	2215		2230	2240	2245			2315		2331	2340	2345			0015	
Strawberry Hill (STW)	a		2214				2248				2314			2348			0015
Teddington (TED)	a		2218				2252				2318			2352			0019
Hampton Wick (HMW)	a		2221				2257				2321			2355			0022
Kingston (KNG)	a		2223				2259				2323			2357			0024





NOTES (see introductory pages for explanation of train operator codes and standard symbols)

- a Arrival time  
d Departure time  
f Arrives 7 minutes earlier

- A To Woking, see table 151  
B To Reading, see table 151  
C To Windsor & Eton Riverside, see table 151  
W To London Waterloo via Wimbledon, see table 161

## London to Putney, Hounslow, Richmond, Twickenham and Kingston

## Sundays

Operator Train ID Days of operation/Notes	SW	SW	SW
	2U79	2O77 MM	2O79 MM
London Waterloo (WAT)  d	2344	0003	0018
Vauxhall (VXH)  d	2348	0007	0022
Queenstown Rd.(Battersea) (QRB) d	2351	0010	
Clapham Junction (CLJ)  d	2354	0013	0028
Wandsworth Town (WNT) d	2357	0016	
Putney (PUT) d	2359	0019	0032
Barnes (BNS) d	0003	0022	
Barnes Bridge (BNI) d			
Chiswick (CHK) d			
Kew Bridge (KWB) d			
Brentford (BFD) d			
Syon Lane (SYL) d			
Isleworth (ISL) d			
Hounslow (HOU) d			
Mortlake (MTL) d	0005	0024	
North Sheen (NSH) d	0007	0026	
Richmond (RMD)  d	0010	0029	0038
St Margarets (SMG) d	0012	0031	
Twickenham (TWI) d	0015	0034	0042
Whitton (WTN) d	0018		
Feltham (FEL) a	0022		
Ashford (Surrey) (AFS) a	0026		
Staines (SNS) a	0030		
Strawberry Hill (STW) a		0037	0045s
Teddington (TED) a			0049s
Hampton Wick (HMW) a			0052s
Kingston (KNG) a			0054

**NOTES** (see introductory pages for explanation of train operator codes and standard symbols)

- a Arrival time
- d Departure time
- s Stops to set down only

**MM** Monday mornings



Kingston, Twickenham, Richmond, Hounslow and Putney to London

**Mondays to Fridays**

Operator Train ID Days of operation/Notes 1st Class/Reservations/Bus	SW 2K71 MX W	SW 2C78 MO D	SW 2S78 MX E	SW 2C80 MX D	SW [Bus Icon]	SW 2U04	SW 2R90	SW 2H90 F	SW 2U06	SW 2C08 C	SW 2R02	SW 2K01	SW 2U08 A	SW 1S08 B	SW 2R03	SW 2C10 D	SW 2K03 W
Kingston (KNG)	d											0559					0626
Hampton Wick (HMW)	d											0601					0630
Teddington (TED)	d											0605					0635
Strawberry Hill (STW)	d							0539				0609					0641f
Staines (SNS)	d				0429				0537	0556			0608	0603		0630	
Ashford (Surrey) (AFS)	d				0437				0540				0611	0606			
Feltham (FEL)	d			0005	0454a	0501			0545	0602			0616	0611		0637	
Whitton (WTN)	d					0505			0549				0620		0620		
Twickenham (TWI)	d			0011		0508		0543	0553	0609		0613	0623		0616	0642	0645
St Margarets (SMG)	d					0510		0545				0615					0647
Richmond (RMD)	⊖ d			0015		0514		0549	0558	0614		0619	0628			0647	0651
North Sheen (NSH)	d					0516		0551				0621					0653
Mortlake (MTL)	d					0518		0553				0623					0655
Hounslow (HOU)	d						0531				0601			0616	0631f		
Isleworth (ISL)	d						0534				0604			0619	0634		
Syon Lane (SYL)	d						0536				0606			0621	0636		
Brentford (BFD)	d						0539				0609			0624	0639		
Kew Bridge (KWB)	d						0541				0611			0626	0641		
Chiswick (CHK)	d			0002			0544				0614			0629	0644		
Barnes Bridge (BNI)	d			0004			0546				0616			0631	0646		
Barnes (BNS)	d			0007		0522	0549	0556			0619	0626		0634	0649		0658
Putney (PUT)	d		0005	0010		0525	0552	0559	0605	0621	0622	0629	0634	0637	0652	0653	0701
Wandsworth Town (WNT)	d	0002		0013		0528	0555	0602			0625	0632		0640	0655		0704
Clapham Junction (CLJ)	10 d	0005	0009	0016	0024	0531	0558	0605	0609	0625	0628	0635	0639	0643	0659	0658	0707
Queenstown Rd.(Battersea) (QRB)	d	0008		0021		0534		0608			0638			0646			0710
Vauxhall (VXH)	⊖ d	0012	0015	0025		0537	0604	0612	0615	0631	0634	0642	0645	0650	0704		0714
London Waterloo (WAT)	⊖ 15 a	0016	0019	0029	0035	0542	0609	0616	0619	0637	0639	0646	0649	0656	0713	0709	0720

Operator Train ID Days of operation/Notes	SW 2U10 A	SW 2S10	SW 2V05	SW 2R05	SW 2C12 D	SW 2K05 W	SW 1S12 E	SW 2U12 A	SW 2H92 F	SW 2R07	SW 1N90 G	SW 2C14 D	SW 2K07 W	SW 1S14 E	SW 2U14 A	SW 2H94 F	SW 2R09 M
Kingston (KNG)	d					0658							0728				
Hampton Wick (HMW)	d					0700							0730				
Teddington (TED)	d					0705							0735				
Strawberry Hill (STW)	d					0711f			0718				0738			0745	
Staines (SNS)	d	0638	0625			0659		0654	0711			0718	0729		0723	0741	
Ashford (Surrey) (AFS)	d	0641	0628					0657	0714			0721			0726	0744	
Feltham (FEL)	d	0646	0633			0706		0702	0719			0726	0735		0731	0749	
Whitton (WTN)	d	0650		0653	0650				0723		0720	0730			0753		0750
Twickenham (TWI)	d	0653		0657	0647	0711	0715		0726	0728c	0717	0734	0741	0743	0756	0757e	0747
St Margarets (SMG)	d			0659			0717			0730			0745			0800	0744
Richmond (RMD)	⊖ d	0658		0703		0716	0721		0731	0734		0738	0745		0801	0804	0742
North Sheen (NSH)	d			0705			0723			0736			0751			0806	
Mortlake (MTL)	d			0707			0725			0738			0753			0808	
Hounslow (HOU)	d	0644g	0648	0659			0714c			0729				0744c			0759
Isleworth (ISL)	d	0647		0702			0717			0732				0747			0802
Syon Lane (SYL)	d	0650		0705			0720			0735				0750			0805
Brentford (BFD)	d	0653		0708			0723			0738				0753			0808
Kew Bridge (KWB)	d	0655		0710			0725			0741				0755			0810
Chiswick (CHK)	d	0658		0713			0728			0743				0758			0813
Barnes Bridge (BNI)	d	0701		0716			0731			0746				0801			0816
Barnes (BNS)	d		0704	0710	0719		0728	0734		0741	0749			0756	0804		0811
Putney (PUT)	d	0704	0707	0713	0722		0731	0737	0737	0744	0752			0759	0807	0807	0814
Wandsworth Town (WNT)	d		0710	0716	0725		0734	0740		0747	0755			0802	0810		0817
Clapham Junction (CLJ)	10 d	0709	0713	0719	0729	0724	0737	0743	0742	0750	0758	0748	0754	0806	0813	0812	0820
Queenstown Rd.(Battersea) (QRB)	d		0716				0740	0747						0809	0817		
Vauxhall (VXH)	⊖ d	0715	0720	0725	0734		0744	0751	0747	0758	0804	0754		0813	0820	0817	0826
London Waterloo (WAT)	⊖ 15 a	0722	0728	0732	0743	0736	0751	0758	0754	0804	0813	0800	0806	0821	0828	0824	0834

**NOTES (see introductory pages for explanation of train operator codes and standard symbols)**

- a Arrival time
- d Departure time
- c Arrives 7 minutes earlier
- e Arrives 8 minutes earlier
- f Arrives 3 minutes earlier
- g Arrives 6 minutes earlier
- M From London Waterloo via Mortlake
- W From London Waterloo via Wimbledon, see table 161
- MO Mondays only
- MX Not Mondays
- A From Windsor & Eton Riverside, see table 151
- B From Woking, see table 151
- C From Ascot, see table 151
- D From Reading, see table 151
- E From Weybridge, see table 151
- F From Shepperton, see table 161
- G From Farnham, see table 151

Kingston, Twickenham, Richmond, Hounslow and Putney to London

**Mondays to Fridays**

Operator Train ID		SW 1N92	SW 2C16	SW 2K09	SW 2H96	SW 2U16	SW 2S16	SW 2V11	SW 2C18	SW 2R11	SW 2K11	SW 2U18	SW 2S18	SW 2V13	SW 2R13	SW 2C20	SW 2K13	SW 2U20
Days of operation/Notes		G	D	W	F	A	E	H	D	M	W	A	E	H	M	D	W	A
Kingston (KNG)	d			0758							0828						0858	
Hampton Wick (HMW)	d			0800							0830						0900	
Teddington (TED)	d			0805							0835						0905	
Strawberry Hill (STW)	d			0808	0815						0838						0908	
Staines (SNS)	d	0748	0758			0808	0803		0829			0840	0833			0859		0910
Ashford (Surrey) (AFS)	d	0751				0811	0806					0843	0836					0913
Feltham (FEL)	d	0756	0805			0816	0811		0835			0848	0841			0905		0918
Whitton (WTN)	d	0800				0820		0823		0820		0852		0854	0850			0922
Twickenham (TWI)	d	0803	0810	0813	0820	0824		0827	0841	0817	0843	0855		0858	0847	0911	0913	0925
St Margarets (SMG)	d			0815				0829		0814	0845			0900	0844		0915	
Richmond (RMD)	⊖ d	0808	0815	0819	0824	0828		0833	0845	0812	0849	0900		0904	0842	0915	0919	0930
North Sheen (NSH)	d			0821				0835			0851			0906			0921	
Mortlake (MTL)	d			0823				0837			0853			0908			0923	
Hounslow (HOU)	d						0816	0819		0829			0846	0848	0901f			
Isleworth (ISL)	d						0819			0832			0849		0904			
Syon Lane (SYL)	d						0821			0834			0851		0906			
Brentford (BFD)	d						0824			0837			0854		0909			
Kew Bridge (KWB)	d						0826			0840			0856		0911			
Chiswick (CHK)	d						0829			0843			0859		0914			
Barnes Bridge (BNI)	d						0831			0846			0901		0916			
Barnes (BNS)	d			0826			0834	0840		0849	0856		0904	0911	0919		0926	
Putney (PUT)	d			0829		0835	0837	0843		0852	0859	0906	0907	0914	0922		0929	0936
Wandsworth Town (WNT)	d			0832			0840	0846		0855	0902		0910	0917	0925		0932	
Clapham Junction (CLJ)	10 d	0818	0823	0835	0833	0839	0843	0849	0854	0858	0905	0911	0913	0920	0928	0924	0935	0941
Queenstown Rd.(Battersea) (QRB)	d			0838			0846				0908		0916				0938	
Vauxhall (VXH)	⊖ d	0824		0842	0838	0845	0850	0856	0900	0904	0912	0917	0920	0926	0934		0942	0946
London Waterloo (WAT)	⊖ 15 a	0831	0839	0848	0845	0853	0858	0904	0907	0913	0921	0923	0928	0934	0943	0936	0948	0953

Operator Train ID		SW 2S20	SW 2V15	SW 2R15	SW 2C22	SW 2K15	SW 2S22	SW 2U22	SW 2V17	SW 2R17	SW 2C24	SW 2K17	SW 2U24	SW 2S24	SW 2C26	SW 2K19	SW 2U26	SW 2S26
Days of operation/Notes		E	H	M	D	W	E	A	H	M	D	W	A	E	D	W	A	E
Kingston (KNG)	d					0928						0958				1028		
Hampton Wick (HMW)	d					0930						1000				1030		
Teddington (TED)	d					0935						1005				1035		
Strawberry Hill (STW)	d					0938						1008				1038		
Staines (SNS)	d	0903			0929		0933	0941			0959		1008	1003	1029		1037	1033
Ashford (Surrey) (AFS)	d	0906					0936	0944					1011	1006			1040	1036
Feltham (FEL)	d	0911			0935		0941	0949			1005		1016	1011	1035		1045	1041
Whitton (WTN)	d		0925	0920			0954	0951	0950			1020					1049	
Twickenham (TWI)	d		0929	0917	0941	0943		0958	0959j	0947	1011	1013	1023		1041	1043	1053	
St Margarets (SMG)	d		0931	0914		0945			1002	0944		1015				1045		
Richmond (RMD)	⊖ d		0934	0912	0945	0949		1002	1005	0942	1015	1019	1028		1045	1049	1058	
North Sheen (NSH)	d		0936			0951			1007			1021				1051		
Mortlake (MTL)	d		0939			0953			1010			1023				1053		
Hounslow (HOU)	d	0916	0918	0931f			0946		0946	1001f				1016				1046
Isleworth (ISL)	d	0919		0934			0949			1004				1019				1049
Syon Lane (SYL)	d	0921		0936			0951			1006				1021				1051
Brentford (BFD)	d	0924		0939			0954			1009				1024				1054
Kew Bridge (KWB)	d	0926		0941			0956			1011				1026				1056
Chiswick (CHK)	d	0929		0944			0959			1014				1029				1059
Barnes Bridge (BNI)	d	0931		0946			1001			1016				1031				1101
Barnes (BNS)	d	0934	0942	0949		0956	1004		1013	1019		1026		1034		1056		1104
Putney (PUT)	d	0937	0945	0952		0959	1007	1009	1016	1022		1029	1034	1037		1059	1104	1107
Wandsworth Town (WNT)	d	0940	0948	0955		1002	1010		1019	1025		1032		1040		1102		1110
Clapham Junction (CLJ)	10 d	0943	0951	0958	0954	1005	1015	1013	1022	1029	1025	1035	1039	1043	1054	1105	1109	1114
Queenstown Rd.(Battersea) (QRB)	d	0946				1008	1018					1038		1047		1108		1117
Vauxhall (VXH)	⊖ d	0950	0957	1004		1012	1022	1019	1027	1035		1042	1045	1050		1112	1115	1121
London Waterloo (WAT)	⊖ 15 a	0958	1002	1011	1004	1016	1028	1024	1032	1042	1037	1046	1049	1056	1104	1116	1119	1128

NOTES (see introductory pages for explanation of train operator codes and standard symbols)

- a Arrival time
- d Departure time
- f Arrives 3 minutes earlier
- j Arrives 4 minutes earlier
  
- A From Windsor & Eton Riverside, see table 151
- D From Reading, see table 151
- E From Weybridge, see table 151
- F From Shepperton, see table 161
- G From Farnham, see table 151
- H From London Waterloo via Hounslow
- M From London Waterloo via Mortlake
- W From London Waterloo via Wimbledon, see table 161

Kingston, Twickenham, Richmond, Hounslow and Putney to London

**Mondays to Fridays**

Operator Train ID Days of operation/Notes		SW 2C28 D	SW 2K21 W	SW 2U28 A	SW 2S28 E	SW 2C30 D	SW 2K23 W	SW 2U30 A	SW 2S30 E	SW 2C32 D	SW 2K25 W	SW 2U32 A	SW 2S32 FX E	SW 2S32 FO E	SW 2C34 D	SW 2K27 W	SW 2U34 A	SW 2S34 E
Kingston (KNG)	d		1058				1128				1158					1228		
Hampton Wick (HMW)	d		1100				1130				1200					1230		
Teddington (TED)	d		1105				1135				1205					1235		
Strawberry Hill (STW)	d		1108				1138				1208					1238		
Staines (SNS)	d	1059		1108	1103	1129		1138	1133	1159		1208	1203	1203	1229		1238	1233
Ashford (Surrey) (AFS)	d			1111	1106			1141	1136			1211	1206	1206			1241	1236
Feltham (FEL)	d	1105		1116	1111	1135		1146	1141	1205		1216	1211	1211	1235		1246	1241
Whitton (WTN)	d			1120				1150				1220					1250	
Twickenham (TWI)	d	1111	1113	1123		1141	1143	1153		1211	1213	1224			1241	1243	1253	
St Margarets (SMG)	d		1115				1145				1215					1245		
Richmond (RMD)	⊖ d	1115	1119	1128		1145	1149	1158		1215	1219	1228			1245	1249	1258	
North Sheen (NSH)	d		1121				1151				1221					1251		
Mortlake (MTL)	d		1123				1153				1223					1253		
Hounslow (HOU)	d				1116				1146				1216	1216				1246
Isleworth (ISL)	d				1119				1149				1219	1219				1249
Syon Lane (SYL)	d				1121				1151				1221	1221				1251
Brentford (BFD)	d				1124				1154				1224	1224				1254
Kew Bridge (KWB)	d				1126				1156				1226	1226				1256
Chiswick (CHK)	d				1129				1159				1229	1241h				1259
Barnes Bridge (BNI)	d				1131				1201				1231	1243				1301
Barnes (BNS)	d		1126		1134		1156		1204		1226		1234	1247		1256	1304	1304
Putney (PUT)	d		1129	1134	1137		1159	1204	1207		1229	1234	1237			1259	1304	1307
Wandsworth Town (WNT)	d		1132		1140		1202		1210		1232		1240			1302		1310
Clapham Junction (CLJ)	10 d	1124	1135	1139	1144	1154	1205	1209	1214	1226	1235	1239	1243	1258	1255	1305	1309	1313
Queenstown Rd.(Battersea) (QRB)	d		1138		1147		1208		1217		1238		1246			1308		1316
Vauxhall (VXH)	⊖ d		1142	1145	1151		1212	1215	1221		1242	1245	1250			1312	1315	1320
London Waterloo (WAT)	⊖ 15 a	1134	1146	1149	1156	1204	1216	1219	1226	1235	1246	1249	1256	1306	1304	1316	1319	1326

Operator Train ID Days of operation/Notes		SW 2C36 D	SW 2K29 W	SW 2U36 A	SW 2S36 E	SW 2C38 D	SW 2K31 W	SW 2U38 A	SW 2S38 E	SW 2C40 D	SW 2K33 W	SW 2U40 A	SW 2S40 E	SW 2C42 D	SW 2K35 W	SW 2U42 A	SW 2S42 E	SW 2C44 D
Kingston (KNG)	d		1258				1328				1358					1428		
Hampton Wick (HMW)	d		1300				1330				1400					1430		
Teddington (TED)	d		1305				1335				1405					1435		
Strawberry Hill (STW)	d		1308				1338				1408					1438		
Staines (SNS)	d	1259		1308	1303	1329		1338	1333	1359		1408	1403	1429		1438	1433	1459
Ashford (Surrey) (AFS)	d			1311	1306			1341	1336			1411	1406			1441	1436	
Feltham (FEL)	d	1305		1316	1311	1335		1346	1341	1405		1416	1411	1435		1446	1441	1505
Whitton (WTN)	d			1320				1350				1420				1450		
Twickenham (TWI)	d	1311	1313	1323		1341	1343	1353		1411	1413	1423		1441	1443	1453		1511
St Margarets (SMG)	d		1315				1345				1415				1445			
Richmond (RMD)	⊖ d	1315	1319	1328		1345	1349	1358		1415	1419	1428		1445	1449	1458		1515
North Sheen (NSH)	d		1321				1351				1421				1451			
Mortlake (MTL)	d		1323				1353				1423				1453			
Hounslow (HOU)	d				1316				1346				1416					1446
Isleworth (ISL)	d				1319				1349				1419					1449
Syon Lane (SYL)	d				1321				1351				1421					1451
Brentford (BFD)	d				1324				1354				1424					1454
Kew Bridge (KWB)	d				1326				1356				1426					1456
Chiswick (CHK)	d				1329				1359				1429					1459
Barnes Bridge (BNI)	d				1331				1401				1431					1501
Barnes (BNS)	d		1326		1334		1356		1404		1426		1434		1456		1504	
Putney (PUT)	d		1329	1334	1337		1359	1404	1407		1429	1434	1437		1459	1504	1507	
Wandsworth Town (WNT)	d		1332		1340		1402		1410		1432		1440		1502		1510	
Clapham Junction (CLJ)	10 d	1324	1335	1339	1343	1354	1405	1409	1414	1424	1435	1439	1443	1454	1505	1509	1513	1524
Queenstown Rd.(Battersea) (QRB)	d		1338		1346		1408		1417		1438		1446		1508		1516	
Vauxhall (VXH)	⊖ d		1342	1345	1350		1412	1415	1421		1442	1445	1450		1512	1515	1520	
London Waterloo (WAT)	⊖ 15 a	1334	1347	1349	1357	1404	1416	1419	1428	1434	1446	1449	1456	1507	1516	1519	1526	1534

NOTES (see introductory pages for explanation of train operator codes and standard symbols)

- a Arrival time
- d Departure time
- h Arrives 12 minutes earlier
- A From Windsor & Eton Riverside, see table 151
- D From Reading, see table 151
- E From Weybridge, see table 151
- W From London Waterloo via Wimbledon, see table 161
- FO Fridays only
- FX Not Fridays

Kingston, Twickenham, Richmond, Hounslow and Putney to London

**Mondays to Fridays**

Operator Train ID Days of operation/Notes	SW	SW	SW	SW	SW	SW	SW	SW	SW	SW	SW	SW	SW	SW	SW	SW	SW	SW	
	2K37 W	2U44 A	2S44 E	2C46 D	2K39 W	2U46 A	2S46 E	2V41 H	2C48 D	2R41 M	2K41 W	2U48 A	2S48 E	2V43 H	2C50 D	2R43 M	2K43 W		
Kingston (KNG)	d	1458				1528													1628
Hampton Wick (HMW)	d	1500				1530													1630
Teddington (TED)	d	1505				1535													1635
Strawberry Hill (STW)	d	1508				1538													1638
Staines (SNS)	d		1508	1503	1529		1538	1533		1559				1608	1603		1629		
Ashford (Surrey) (AFS)	d		1511	1506			1541	1536						1611	1606				
Feltham (FEL)	d		1516	1511	1535		1546	1541		1605				1616	1611		1635		
Whitton (WTN)	d		1520				1550		1553		1550			1620			1623		1620
Twickenham (TWI)	d	1513	1523		1541	1543	1553		1558	1611	1547	1613	1623		1628	1641	1617	1643	
St Margarets (SMG)	d	1515				1545			1600		1544	1615			1631		1614	1645	
Richmond (RMD)	⊖ d	1519	1528		1545	1549	1558		1604	1615	1542	1619	1628		1634	1645	1612	1649	
North Sheen (NSH)	d	1521				1551			1606			1621			1636			1651	
Mortlake (MTL)	d	1523				1553			1608			1623			1639			1653	
Hounslow (HOU)	d			1516				1546	1548		1601f			1616	1618		1631f		
Isleworth (ISL)	d			1519				1549			1604			1619			1634		
Syon Lane (SYL)	d			1521				1551			1606			1621			1636		
Brentford (BFD)	d			1524				1554			1609			1624			1639		
Kew Bridge (KWB)	d			1526				1556			1611			1626			1641		
Chiswick (CHK)	d			1529				1559			1614			1629			1644		
Barnes Bridge (BNI)	d			1531				1601			1616			1631			1646		
Barnes (BNS)	d	1526		1534		1556		1604	1611		1619	1626		1634	1642		1649	1656	
Putney (PUT)	d	1529	1534	1537		1559	1604	1607	1614		1622	1629	1634	1637	1645		1652	1659	
Wandsworth Town (WNT)	d	1532		1540		1602		1610	1617		1625	1632		1640	1648		1655	1702	
Clapham Junction (CLJ)	10 d	1535	1540	1543	1554	1605	1609	1613	1620	1624	1629	1635	1639	1643	1651	1654	1658	1705	
Queenstown Rd.(Battersea) (QRB)	d	1538		1546		1608		1616			1638			1646			1708		
Vauxhall (VXH)	⊖ d	1542	1545	1550		1612	1615	1620	1626		1634	1642	1645	1650	1656		1704	1712	
London Waterloo (WAT)	⊖ 15 a	1546	1551	1556	1607	1616	1619	1626	1632	1635	1641	1646	1649	1656	1701	1704	1711	1716	

Operator Train ID Days of operation/Notes	SW	SW	SW	SW	SW	SW	SW	SW	SW	SW	SW	SW	SW	SW	SW	SW	SW	SW	
	2U50 A	2S50 E	2V45 H	2C52 D	2R45 M	2K45 W	2U52 A	2S52 E	2V47 H	2C54 D	2R47 M	2K47 W	2U54 A	2S54 E	2V49 H	1H90	2C56 D		
Kingston (KNG)	d					1658													
Hampton Wick (HMW)	d					1700													
Teddington (TED)	d					1705													
Strawberry Hill (STW)	d					1708											1802		
Staines (SNS)	d	1638	1633		1659		1708	1703		1729				1738	1733				1759
Ashford (Surrey) (AFS)	d	1641	1636				1711	1706						1741	1736				
Feltham (FEL)	d	1646	1641		1705		1716	1711		1735				1746	1741				1806
Whitton (WTN)	d	1650		1652		1650		1720		1722		1720		1750			1754		
Twickenham (TWI)	d	1653		1658	1711	1647	1713	1723		1727	1741	1717	1743	1753		1758	1806	1811	
St Margarets (SMG)	d			1700		1644	1715			1729		1714	1745			1800			
Richmond (RMD)	⊖ d	1658		1703	1715	1642	1719	1728		1733	1745	1712	1749	1758		1804	1811	1816	
North Sheen (NSH)	d			1705			1721			1735			1751			1806			
Mortlake (MTL)	d			1708			1723			1737			1753			1808			
Hounslow (HOU)	d		1646	1648		1701f			1716	1715		1731f			1746	1746			
Isleworth (ISL)	d		1649			1704			1719			1734			1749				
Syon Lane (SYL)	d		1651			1706			1721			1736			1751				
Brentford (BFD)	d		1654			1709			1724			1739			1754				
Kew Bridge (KWB)	d		1656			1711			1726			1741			1756				
Chiswick (CHK)	d		1659			1714			1729			1744			1759				
Barnes Bridge (BNI)	d		1701			1716			1731			1746			1801				
Barnes (BNS)	d		1704	1711		1719	1726		1734	1740		1749	1756		1804	1811			
Putney (PUT)	d	1704	1707	1714		1722	1729	1734	1737	1743		1752	1759	1804	1807	1814	1817		
Wandsworth Town (WNT)	d		1710	1717		1725	1732		1740	1746		1755	1802		1810	1817			
Clapham Junction (CLJ)	10 d	1709	1713	1722	1724	1728	1735	1739	1743	1752	1756	1758	1805	1809	1813	1820	1822	1826	
Queenstown Rd.(Battersea) (QRB)	d		1716			1738			1746			1808			1816				
Vauxhall (VXH)	⊖ d	1715	1720	1727		1734	1742	1745	1750	1757		1804	1812	1815	1820	1826	1828		
London Waterloo (WAT)	⊖ 15 a	1719	1726	1734	1734	1741	1746	1749	1756	1805	1807	1811	1817	1819	1826	1833	1833	1835	

NOTES (see introductory pages for explanation of train operator codes and standard symbols)

- a Arrival time
- d Departure time
- f Arrives 3 minutes earlier

- A From Windsor & Eton Riverside, see table 151
- D From Reading, see table 151
- E From Weybridge, see table 151
- H From London Waterloo via Hounslow
- M From London Waterloo via Mortlake
- W From London Waterloo via Wimbledon, see table 161

Kingston, Twickenham, Richmond, Hounslow and Putney to London

**Mondays to Fridays**

Operator Train ID Days of operation/Notes	SW	SW	SW	SW	SW	SW	SW	SW	SW	SW	SW	SW	SW	SW	SW	SW	SW	SW
	2R49 M	2K49 W	2U56 A	2S56 E	2V51 H	2C58 D	2R51 M	2K51 W	2U58 A	2S58 E	2H98 F	2R53 M	2V53 H	2C60 D	2K53 W	2U60 A	2S60 E	
Kingston (KNG)	d	1758						1828									1858	
Hampton Wick (HMW)	d	1800						1830									1900	
Teddington (TED)	d	1805						1835									1905	
Strawberry Hill (STW)	d	1808						1838									1908	
Staines (SNS)	d			1808	1803		1829			1838	1833				1859		1908	1903
Ashford (Surrey) (AFS)	d			1811	1806					1841	1836						1911	1906
Feltham (FEL)	d			1816	1811		1835			1846	1841				1905		1916	1911
Whitton (WTN)	d	1750		1820		1823		1820		1850			1850	1853			1920	
Twickenham (TWI)	d	1747	1813	1823		1828	1841	1817	1843	1853		1904	1847	1858a	1911	1913	1923	
St Margarets (SMG)	d	1744	1815			1830		1814	1845			1906	1844			1915		
Richmond (RMD)	d	1742	1819	1828		1834	1845	1812	1849	1858		1910	1842		1915	1919	1928	
North Sheen (NSH)	d		1821			1836			1851			1912				1921		
Mortlake (MTL)	d		1823			1838			1853			1914				1923		
Hounslow (HOU)	d	1801f			1817	1816		1831				1846		1901f				1916
Isleworth (ISL)	d	1804			1820			1834				1849		1904				1919
Syon Lane (SYL)	d	1806			1822			1836				1851		1906				1921
Brentford (BFD)	d	1809			1824			1839				1854		1909				1924
Kew Bridge (KWB)	d	1811			1827			1841				1856		1911				1926
Chiswick (CHK)	d	1814			1829			1844				1859		1914				1929
Barnes Bridge (BNI)	d	1816			1832			1846				1901		1916				1931
Barnes (BNS)	d	1819	1826		1835	1841		1849	1856		1904	1917	1919			1926		1934
Putney (PUT)	d	1822	1829	1834	1838	1844		1852	1859	1904	1907	1920	1922			1929	1934	1937
Wandsworth Town (WNT)	d	1825	1832		1841	1847		1855	1902		1910	1923	1925			1932		1940
Clapham Junction (CLJ)	10 d	1828	1835	1839	1844	1851	1854	1858	1905	1909	1913	1926	1928		1924	1935	1939	1943
Queenstown Rd.(Battersea) (QRB)	d		1838		1847				1908			1916				1938		1946
Vauxhall (VXH)	d	1834	1842	1845	1850	1857		1904	1912	1915	1920	1932	1934			1942	1945	1950
London Waterloo (WAT)	15 a	1841	1851	1849	1858	1902	1905	1911	1916	1919	1926	1941	1943		1934	1946	1949	1956

Operator Train ID Days of operation/Notes	SW	SW	SW	SW	SW	SW	SW	SW	SW	SW	SW	SW	SW	SW	SW	SW	SW	SW
	2R55 M	2V55 H	2C62 D	2K55 W	2U62 A	2S62 E	2V57 H	2C64 D	2K57 W	2U64 A	2S64 E	2C66 D	2K59 W	2U66 A	2S66 E	2C68 D	2K61 W	
Kingston (KNG)	d				1928					1958							2058	
Hampton Wick (HMW)	d				1930					2000							2100	
Teddington (TED)	d				1935					2005							2105	
Strawberry Hill (STW)	d				1938					2008							2108	
Staines (SNS)	d			1929		1938	1933		1959		2008	2003	2029		2038	2033	2059	
Ashford (Surrey) (AFS)	d				1941	1936				2011	2006			2041	2036			
Feltham (FEL)	d			1935		1946	1941		2005		2016	2011	2035		2046	2041	2105	
Whitton (WTN)	d	1920	1923		1950		1953		2020					2050				
Twickenham (TWI)	d	1917	1928a	1942	1944	1954		1956a	2011	2013	2023		2041	2043	2053		2111	2113
St Margarets (SMG)	d	1914			1946					2015				2045				2115
Richmond (RMD)	d	1912		1946	1950	1958			2015	2019	2028		2045	2049	2058		2115	2119
North Sheen (NSH)	d				1952					2021				2051				2121
Mortlake (MTL)	d				1954					2023				2053				2123
Hounslow (HOU)	d	1926a				1946						2016				2046		
Isleworth (ISL)	d					1949						2019				2049		
Syon Lane (SYL)	d					1951						2021				2051		
Brentford (BFD)	d					1954						2024				2054		
Kew Bridge (KWB)	d					1956						2026				2056		
Chiswick (CHK)	d					1959						2029				2059		
Barnes Bridge (BNI)	d					2001						2031				2101		
Barnes (BNS)	d				1957	2004				2026	2034			2056		2104		2126
Putney (PUT)	d				2000	2005	2007			2029	2034	2037		2059	2104	2107		2129
Wandsworth Town (WNT)	d				2003	2010				2032	2040			2102		2110		2132
Clapham Junction (CLJ)	10 d			1955	2006	2009	2013		2024	2035	2039	2043	2054	2105	2109	2113	2124	2135
Queenstown Rd.(Battersea) (QRB)	d				2009	2017				2038		2046		2108		2116		2138
Vauxhall (VXH)	d				2013	2016	2020			2042	2045	2050		2112	2115	2120		2142
London Waterloo (WAT)	15 a			2004	2017	2020	2026		2034	2046	2049	2056	2104	2116	2119	2126	2134	2146

NOTES (see introductory pages for explanation of train operator codes and standard symbols)

- a Arrival time
- d Departure time
- f Arrives 3 minutes earlier
- A From Windsor & Eton Riverside, see table 151
- D From Reading, see table 151
- E From Weybridge, see table 151
- F From Shepperton, see table 161
- H From London Waterloo via Hounslow
- M From London Waterloo via Mortlake
- W From London Waterloo via Wimbledon, see table 161



## Kingston, Twickenham, Richmond, Hounslow and Putney to London

## Mondays to Fridays

Operator Train ID Days of operation/Notes	SW	SW	SW	SW	SW	SW	SW	SW	SW	SW	SW	SW	SW	SW	SW	SW	SW	
	2U68 A	2S68 E	2C70 D	2K63 W	2U70 A	2S70 E	2C72 D	2K65 W	2U72 A	2S72 E	2C74 D	2K67 W	2U74 A	2S74 E	2C76 D	2K69 W	2U76 A	
Kingston (KNG)	d			2128				2158				2228				2258		
Hampton Wick (HMW)	d			2130				2200				2230				2300		
Teddington (TED)	d			2135				2205				2235				2305		
Strawberry Hill (STW)	d			2138				2208				2238				2308		
Staines (SNS)	d	2108	2103	2129		2138	2133	2159		2208	2203	2229		2238	2233	2259	2308	
Ashford (Surrey) (AFS)	d	2111	2106			2141	2136			2211	2206			2241	2236		2311	
Feltham (FEL)	d	2116	2111	2135		2146	2141	2205		2216	2211	2235		2246	2241	2305	2316	
Whitton (WTN)	d	2120				2150				2220				2250			2320	
Twickenham (TWI)	d	2123		2141	2143	2153		2211	2213	2223		2241	2243	2253		2311	2313	2323
St Margarets (SMG)	d			2145				2215				2245				2315		
Richmond (RMD)	⊖ d	2128		2145	2149	2158		2215	2219	2228		2245	2249	2258		2315	2319	2328
North Sheen (NSH)	d			2151				2221				2251				2321		
Mortlake (MTL)	d			2153				2223				2253				2323		
Hounslow (HOU)	d		2116				2146				2216				2246			
Isleworth (ISL)	d		2119				2149				2219				2249			
Syon Lane (SYL)	d		2121				2151				2221				2251			
Brentford (BFD)	d		2124				2154				2224				2254			
Kew Bridge (KWB)	d		2126				2156				2226				2256			
Chiswick (CHK)	d		2129				2159				2229				2259			
Barnes Bridge (BNI)	d		2131				2201				2231				2301			
Barnes (BNS)	d		2134		2156		2204		2226		2234		2256		2304		2326	
Putney (PUT)	d	2134	2137		2159	2204	2207		2229	2234	2237		2259	2304	2307		2329	2334
Wandsworth Town (WNT)	d		2140		2202		2210		2232		2240		2302		2310		2332	
Clapham Junction (CLJ)	10 d	2139	2143	2154	2205	2209	2213	2224	2235	2239	2243	2254	2304	2309	2313	2324	2335	2339
Queenstown Rd.(Battersea) (QRB)	d		2146		2208		2216		2238		2246		2307		2316		2338	
Vauxhall (VXH)	⊖ d	2145	2150		2212	2215	2220		2242	2245	2250		2312	2315	2320		2342	2345
London Waterloo (WAT)	⊖ 15 a	2149	2156	2204	2216	2219	2226	2235	2246	2249	2256	2307	2317	2321	2326	2335	2346	2349

Operator Train ID Days of operation/Notes	SW	SW	SW	SW	SW	SW	SW	SW	SW	SW	SW	SW	
	2S76 E	2K71 FX W	2S78 FX E	2C80 FX D	2C78 FO J	2K71 FO W	2S78 FO E	2U80 FO A	2C80 FO D	2K73 FO W	2S80 SM E		
Kingston (KNG)	d	2328					2328			2359			
Hampton Wick (HMW)	d	2330					2330			0001			
Teddington (TED)	d	2335					2335			0006			
Strawberry Hill (STW)	d	2338					2338			0009			
Staines (SNS)	d	2303		2336	2359		2329		2336	2353	2359	0003	
Ashford (Surrey) (AFS)	d	2306		2339					2339	2356		0006	
Feltham (FEL)	d	2311		2344	0005		2335		2344	0001	0005	0011	
Whitton (WTN)	d									0005			
Twickenham (TWI)	d		2343		0011		2341	2343		0008	0012	0014	
St Margarets (SMG)	d		2345				2345	2345				0016	
Richmond (RMD)	⊖ d		2349		0015		2345	2349		0013	0016	0020	
North Sheen (NSH)	d		2351				2351					0022	
Mortlake (MTL)	d		2353				2353					0024	
Hounslow (HOU)	d	2316		2349				2349				0016	
Isleworth (ISL)	d	2319		2352				2352				0019	
Syon Lane (SYL)	d	2321		2354				2354				0021	
Brentford (BFD)	d	2324		2357				2357				0024	
Kew Bridge (KWB)	d	2326		2359				2359				0026	
Chiswick (CHK)	d	2329		0002				0002				0029	
Barnes Bridge (BNI)	d	2331		0004				0004				0031	
Barnes (BNS)	d	2334	2356	0007				2356	0007			0027	0034
Putney (PUT)	d	2337	2359	0010				2359	0010	0019		0030	0037
Wandsworth Town (WNT)	d	2340	0002	0013				0002	0013			0033	0040
Clapham Junction (CLJ)	10 d	2343	0005	0016	0024		2355	0005	0016	0024	0027	0036	0043
Queenstown Rd.(Battersea) (QRB)	d	2346	0008	0021				0008	0019			0039	0046
Vauxhall (VXH)	⊖ d	2350	0012	0025				0012	0023	0029		0043	0050
London Waterloo (WAT)	⊖ 15 a	2356	0016	0029	0035		0007	0016	0027	0034	0041	0047	0056

NOTES (see introductory pages for explanation of train operator codes and standard symbols)

a Arrival time

d Departure time

A From Windsor &amp; Eton Riverside, see table 151

D From Reading, see table 151

E From Weybridge, see table 151

J From Bracknell, see table 151

W From London Waterloo via Wimbledon, see table 161

FO Fridays only

FX Not Fridays

SM Saturday mornings

## Kingston, Twickenham, Richmond, Hounslow and Putney to London

## Saturdays

Operator Train ID Days of operation/Notes 1st Class/Reservations/Bus	SW 2K71 W	SW 2S78 B	SW 2U80 C	SW 2C80 D	SW 2K73 W	SW 2S80 B	SW SW 0459a	SW 2U04	SW 2R90	SW 2K99	SW 2U06	SW 2R02	SW 2C08	SW 2K01	SW 2U08 C	SW 1S08 F
Kingston (KNG)	d														0559	
Hampton Wick (HMW)	d				0001										0601	
Teddington (TED)	d				0006										0605	
Strawberry Hill (STW)	d				0009					0538					0609	
Staines (SNS)	d					0003	0434				0537		0559		0608	0603
Ashford (Surrey) (AFS)	d					0006	0442				0540				0611	0606
Feltham (FEL)	d		0001	0005			0459a	0506			0545		0605		0616	0611
Whitton (WTN)	d		0005					0510			0549	0542			0620	
Twickenham (TWI)	d		0008	0012	0014			0513		0543	0553	0539	0611	0613	0623	
St Margarets (SMG)	d				0016			0515		0545				0615		
Richmond (RMD)	⊖ d		0013	0016	0020			0519		0549	0558		0615	0619	0628	
North Sheen (NSH)	d				0022			0521		0551				0621		
Mortlake (MTL)	d				0024			0523		0553				0623		
Hounslow (HOU)	d					0016			0531			0547				0616
Isleworth (ISL)	d					0019			0534			0550				0619
Syon Lane (SYL)	d					0021			0536			0552				0621
Brentford (BFD)	d					0024			0538			0554				0624
Kew Bridge (KWB)	d					0026			0541			0557				0626
Chiswick (CHK)	d		0002			0029			0543			0559				0629
Barnes Bridge (BNI)	d		0004			0031			0546			0602				0631
Barnes (BNS)	d		0007		0027	0034		0526	0549	0556		0605		0626		0634
Putney (PUT)	d		0010	0019	0030	0037		0529	0552	0559	0604	0608		0629	0634	0637
Wandsworth Town (WNT)	d	0002	0013		0033	0040		0532	0555	0602		0611		0632		0640
Clapham Junction (CLJ)	10 d	0005	0016	0024	0027	0036	0043	0535	0558	0605	0609	0614	0624	0635	0639	0643
Queenstown Rd.(Battersea) (QRB)	d	0008	0019		0039	0046		0538	0601	0608		0617		0638		0646
Vauxhall (VXH)	⊖ d	0012	0023	0029	0043	0050		0542	0604	0612	0615	0620		0642	0645	0650
London Waterloo (WAT)	⊖ 15 a	0016	0027	0034	0041	0047	0056	0546	0609	0616	0619	0626	0634	0647	0649	0656

Operator Train ID Days of operation/Notes	SW 2C10 D	SW 2K03 G	SW 2U10 C	SW 2S10	SW 2C12 D	SW 2K05 W	SW 2U12 C	SW 2S12 B	SW 2C14 D	SW 2K07 W	SW 2U14 C	SW 2S14 B	SW 2C16 D	SW 2K09 W	SW 2U16 C	SW 2S16 B	
Kingston (KNG)	d		0628				0658				0728				0758		
Hampton Wick (HMW)	d		0630				0700				0730				0800		
Teddington (TED)	d		0635				0705				0735				0805		
Strawberry Hill (STW)	d		0638				0708				0738				0808		
Staines (SNS)	d	0629		0638	0633	0659		0708	0703	0729		0738	0733	0759		0808	0803
Ashford (Surrey) (AFS)	d			0641	0636			0711	0706			0741	0736			0811	0806
Feltham (FEL)	d	0635		0646	0641	0705		0716	0711	0735		0746	0741	0805		0816	0811
Whitton (WTN)	d			0650				0720				0750				0820	
Twickenham (TWI)	d	0641	0643	0653		0711	0713	0723		0741	0743	0753		0811	0813	0823	
St Margarets (SMG)	d		0645				0715			0745	0745				0815		
Richmond (RMD)	⊖ d	0645	0649	0658		0715	0719	0728		0745	0749	0758		0815	0819	0828	
North Sheen (NSH)	d		0651				0721				0751				0821		
Mortlake (MTL)	d		0653				0723				0753				0823		
Hounslow (HOU)	d			0646				0716				0746					0816
Isleworth (ISL)	d			0649				0719				0749					0819
Syon Lane (SYL)	d			0651				0721				0751					0821
Brentford (BFD)	d			0654				0724				0754					0824
Kew Bridge (KWB)	d			0656				0726				0756					0826
Chiswick (CHK)	d			0659				0729				0759					0829
Barnes Bridge (BNI)	d			0701				0731				0801					0831
Barnes (BNS)	d		0656		0704		0726		0734		0756		0804		0826		0834
Putney (PUT)	d		0659	0704	0707		0729	0734	0737		0759	0804	0807		0829	0834	0837
Wandsworth Town (WNT)	d		0702		0710		0732		0740		0802		0810		0832		0840
Clapham Junction (CLJ)	10 d	0654	0705	0709	0713	0724	0735	0739	0743	0754	0805	0809	0813	0824	0835	0839	0843
Queenstown Rd.(Battersea) (QRB)	d		0708		0716		0738		0746		0808		0816		0838		0846
Vauxhall (VXH)	⊖ d		0712	0715	0720		0742	0745	0750		0812	0815	0820		0842	0845	0850
London Waterloo (WAT)	⊖ 15 a	0704	0716	0719	0726	0734	0746	0749	0756	0804	0816	0819	0828	0834	0846	0849	0856

NOTES (see introductory pages for explanation of train operator codes and standard symbols)

a Arrival time

d Departure time

B From Weybridge, see table 151

C From Windsor &amp; Eton Riverside, see table 151

D From Reading, see table 151

F From Woking, see table 151

G From Wimbledon, see table 161

W From London Waterloo via Wimbledon, see table 161

## Kingston, Twickenham, Richmond, Hounslow and Putney to London

## Saturdays

Operator Train ID Days of operation/Notes	SW	SW	SW	SW	SW	SW	SW	SW	SW	SW	SW	SW	SW	SW	SW	SW
	2C18 D	2K11 W	2Y18 B	1U18 C	2C20 D	2K13 W	2U20 C	2S20 B	2C22 D	2K15 W	2U22 C	2S22 B	2C24 D	2K17 W	2U24 C	2S24 B
Kingston (KNG)	d	0828				0858				0928				0958		
Hampton Wick (HMW)	d	0830				0900				0930				1000		
Teddington (TED)	d	0835				0905				0935				1005		
Strawberry Hill (STW)	d	0838				0908				0938				1008		
Staines (SNS)	d	0829		0833	0838	0859		0908	0903	0929		0938	0933	0959	1008	1003
Ashford (Surrey) (AFS)	d		0836	0841				0911	0906			0941	0936		1011	1006
Feltham (FEL)	d	0835		0841	0846	0905		0916	0911	0935		0946	0941	1005	1016	1011
Whitton (WTN)	d		0845		0909		0920					0950			1020	
Twickenham (TWI)	d	0841	0843	0848a		0913	0915e	0923		0941	0943	0953		1011	1013	1023
St Margarets (SMG)	d		0845				0917				0945				1015	
Richmond (RMD)	⊖ d	0845	0849			0917	0921	0928		0945	0949	0958		1015	1019	1028
North Sheen (NSH)	d		0851				0923							1021		
Mortlake (MTL)	d		0853				0925							1023		
Hounslow (HOU)	d				0901c				0916				0946			1016
Isleworth (ISL)	d				0904				0919				0949			1019
Syon Lane (SYL)	d				0906				0921				0951			1021
Brentford (BFD)	d				0909				0924				0954			1024
Kew Bridge (KWB)	d				0911				0926				0956			1026
Chiswick (CHK)	d				0914				0929				0959			1029
Barnes Bridge (BNI)	d				0916				0931				1001			1031
Barnes (BNS)	d		0856		0919		0928		0934		0956		1004		1026	1034
Putney (PUT)	d		0859		0922		0931	0934	0937		0959	1004	1007		1029	1034
Wandsworth Town (WNT)	d		0902		0925		0934		0940		1002		1010		1032	1040
Clapham Junction (CLJ)	10 d	0854	0905		0934	0932	0937	0940	0943	0954	1005	1009	1013	1024	1035	1039
Queenstown Rd.(Battersea) (QRB)	d		0908		0937		0940		0946		1008		1016		1038	1046
Vauxhall (VXH)	⊖ d		0912		0940		0944	0947	0950		1012	1015	1020		1042	1045
London Waterloo (WAT)	⊖ 15 a	0904	0916		0945	0942	0948	0951	0956	1004	1016	1019	1026	1034	1046	1049

Operator Train ID Days of operation/Notes	SW	SW	SW	SW	SW	SW	SW	SW	SW	SW	SW	SW	SW	SW	SW	SW
	2C26 D	2K19 W	2U26 C	2S26 B	2C28 D	2K21 W	2U28 C	2S28 B	2C30 D	2K23 W	2U30 C	2S30 B	2C32 D	2K25 W	2U32 C	2S32 B
Kingston (KNG)	d	1028				1058				1128				1158		
Hampton Wick (HMW)	d	1030				1100				1130				1200		
Teddington (TED)	d	1035				1105				1135				1205		
Strawberry Hill (STW)	d	1038				1108				1138				1208		
Staines (SNS)	d	1029		1038	1033	1059		1108	1103	1129		1138	1133	1159	1208	1203
Ashford (Surrey) (AFS)	d		1041	1036				1111	1106			1141	1136		1211	1206
Feltham (FEL)	d	1035		1046	1041	1105		1116	1111	1135		1146	1141	1205	1216	1211
Whitton (WTN)	d		1050				1120					1150			1220	
Twickenham (TWI)	d	1041	1043	1053		1111	1113	1123		1141	1143	1154		1211	1213	1223
St Margarets (SMG)	d		1045				1115				1145				1215	
Richmond (RMD)	⊖ d	1045	1049	1058		1115	1119	1128		1145	1149	1158		1215	1219	1228
North Sheen (NSH)	d		1051				1121				1151			1221		
Mortlake (MTL)	d		1053				1123				1153			1223		
Hounslow (HOU)	d				1046				1116				1146			1216
Isleworth (ISL)	d				1049				1119				1149			1219
Syon Lane (SYL)	d				1051				1121				1151			1221
Brentford (BFD)	d				1054				1124				1154			1224
Kew Bridge (KWB)	d				1056				1126				1156			1226
Chiswick (CHK)	d				1059				1129				1159			1229
Barnes Bridge (BNI)	d				1101				1131				1201			1231
Barnes (BNS)	d		1056		1104		1126		1134		1156		1204		1226	1234
Putney (PUT)	d		1059	1104	1107		1129	1134	1137		1159	1205	1207		1229	1234
Wandsworth Town (WNT)	d		1102		1110		1132		1140		1202		1210		1232	1240
Clapham Junction (CLJ)	10 d	1054	1105	1109	1113	1124	1135	1139	1143	1154	1205	1211	1213	1224	1235	1239
Queenstown Rd.(Battersea) (QRB)	d		1108		1116		1138		1146		1208		1216		1238	1247
Vauxhall (VXH)	⊖ d		1112	1115	1120		1142	1146	1150		1212	1216	1220		1242	1245
London Waterloo (WAT)	⊖ 15 a	1104	1116	1119	1126	1137	1147	1150	1156	1204	1216	1221	1226	1237	1246	1249

NOTES (see introductory pages for explanation of train operator codes and standard symbols)

- a Arrival time
- d Departure time
- c Arrives 6 minutes earlier
- e Arrives 3 minutes earlier

- B From Weybridge, see table 151
- C From Windsor & Eton Riverside, see table 151
- D From Reading, see table 151
- W From London Waterloo via Wimbledon, see table 161

Kingston, Twickenham, Richmond, Hounslow and Putney to London

Saturdays

Operator Train ID Days of operation/Notes	SW	SW	SW	SW	SW	SW	SW	SW	SW	SW	SW	SW	SW	SW	SW	SW	SW
	2C34 D	2K27 W	2U34 C	2S34 B	2C36 D	2K29 W	2U36 C	2S36 B	2C38 D	2K31 W	2U38 C	2S38 B	2C40 D	2K33 W	2U40 C	2S40 B	
Kingston (KNG)	d		1228					1258					1328				1358
Hampton Wick (HMW)	d		1230					1300					1330				1400
Teddington (TED)	d		1235					1305					1335				1405
Strawberry Hill (STW)	d		1238					1308					1338				1408
Staines (SNS)	d	1229		1238	1233	1259		1308	1303	1329		1338	1333	1359		1408	1403
Ashford (Surrey) (AFS)	d			1241	1236			1311	1306			1341	1336			1411	1406
Feltham (FEL)	d	1235		1246	1241	1305		1316	1311	1335		1346	1341	1405		1416	1411
Whitton (WTN)	d			1250				1320				1350				1420	
Twickenham (TWI)	d	1241	1243	1253		1311	1313	1323		1341	1343	1353		1411	1413	1423	
St Margarets (SMG)	d			1245				1315				1345				1415	
Richmond (RMD)	⊖ d	1245	1249	1258		1315	1319	1328		1345	1349	1358		1415	1419	1428	
North Sheen (NSH)	d			1251				1321				1351				1421	
Mortlake (MTL)	d			1253				1323				1353				1423	
Hounslow (HOU)	d				1246					1316			1346				1416
Isleworth (ISL)	d				1249					1319			1349				1419
Syon Lane (SYL)	d				1251					1321			1351				1421
Brentford (BFD)	d				1254					1324			1354				1424
Kew Bridge (KWB)	d				1256					1326			1356				1426
Chiswick (CHK)	d				1259					1329			1359				1429
Barnes Bridge (BNI)	d				1301					1331			1401				1431
Barnes (BNS)	d		1256		1304			1326		1334			1356		1404		1426
Putney (PUT)	d		1259	1304	1307			1329	1334	1337			1359	1404	1407		1429
Wandsworth Town (WNT)	d		1302		1310			1332		1340			1402	1410			1432
Clapham Junction (CLJ)	10 d	1254	1305	1309	1313	1324	1335	1339	1345	1354			1405	1409	1414	1424	1435
Queenstown Rd.(Battersea) (QRB)	d			1308		1316				1348			1408		1417		1438
Vauxhall (VXH)	⊖ d			1312		1320			1342	1345			1412	1415	1420		1442
London Waterloo (WAT)	⊖ 15 a	1304	1316	1319	1326	1334	1346	1349	1356	1404			1416	1419	1426	1434	1446

Operator Train ID Days of operation/Notes	SW	SW	SW	SW	SW	SW	SW	SW	SW	SW	SW	SW	SW	SW	SW	SW	SW
	2C42 D	2K35 W	2U42 C	2S42 B	2C44 D	2K37 W	2U44 C	2S44 B	2C46 D	2K39 W	2U46 C	2S46 B	2C48 D	2K41 W	2U48 C	2S48 B	
Kingston (KNG)	d			1428				1458					1528				1558
Hampton Wick (HMW)	d			1430				1500					1530				1600
Teddington (TED)	d			1435				1505					1535				1605
Strawberry Hill (STW)	d			1438				1508					1538				1608
Staines (SNS)	d	1429		1438	1433	1459		1508	1503	1529		1538	1533	1559		1608	1603
Ashford (Surrey) (AFS)	d			1441	1436			1511	1506			1541	1536			1611	1606
Feltham (FEL)	d	1435		1446	1441	1505		1516	1511	1535		1546	1541	1605		1616	1611
Whitton (WTN)	d			1450				1520				1550				1620	
Twickenham (TWI)	d	1441	1443	1453		1511	1513	1523		1541	1543	1553		1611	1613	1623	
St Margarets (SMG)	d			1445				1515				1545				1615	
Richmond (RMD)	⊖ d	1445	1449	1458		1515	1519	1528		1545	1549	1558		1615	1619	1628	
North Sheen (NSH)	d			1451				1521				1551				1621	
Mortlake (MTL)	d			1453				1523				1553				1623	
Hounslow (HOU)	d				1446					1516			1546				1616
Isleworth (ISL)	d				1449					1519			1549				1619
Syon Lane (SYL)	d				1451					1521			1551				1621
Brentford (BFD)	d				1454					1524			1554				1624
Kew Bridge (KWB)	d				1456					1526			1556				1626
Chiswick (CHK)	d				1459					1529			1559				1629
Barnes Bridge (BNI)	d				1501					1531			1601				1631
Barnes (BNS)	d		1456		1504			1526		1534			1556		1604		1626
Putney (PUT)	d		1459	1504	1507			1529	1534	1537			1559	1604	1607		1629
Wandsworth Town (WNT)	d		1502		1510			1532		1540			1602	1610			1632
Clapham Junction (CLJ)	10 d	1454	1505	1509	1513	1524	1535	1539	1543	1554			1605	1609	1613	1624	1635
Queenstown Rd.(Battersea) (QRB)	d			1508		1516				1546			1608		1616		1638
Vauxhall (VXH)	⊖ d			1512		1520			1542	1545			1612	1615	1620		1642
London Waterloo (WAT)	⊖ 15 a	1504	1516	1519	1526	1534	1546	1550	1556	1607			1616	1619	1626	1634	1646

NOTES (see introductory pages for explanation of train operator codes and standard symbols)

- a Arrival time
- d Departure time
- B From Weybridge, see table 151
- C From Windsor & Eton Riverside, see table 151
- D From Reading, see table 151
- W From London Waterloo via Wimbledon, see table 161

Kingston, Twickenham, Richmond, Hounslow and Putney to London

Saturdays

Operator Train ID		SW 2C50	SW 2K43	SW 2U50	SW 2S50	SW 2C52	SW 2K45	SW 2U52	SW 2S52	SW 2C54	SW 2K47	SW 2U54	SW 2S54	SW 2C56	SW 2K49	SW 2U56	SW 2S56
Days of operation/Notes		D	W	C	B	D	W	C	B	D	W	C	B	D	W	C	B
Kingston (KNG)	d		1628				1658				1728				1758		
Hampton Wick (HMW)	d		1630				1700				1730				1800		
Teddington (TED)	d		1635				1705				1735				1805		
Strawberry Hill (STW)	d		1638				1708				1738				1808		
Staines (SNS)	d	1629		1638	1633	1659		1708	1703	1729		1738	1733	1759		1808	1803
Ashford (Surrey) (AFS)	d			1641	1636			1711	1706			1741	1736			1811	1806
Feltham (FEL)	d	1635		1646	1641	1705		1716	1711	1735		1746	1741	1805		1816	1811
Whitton (WTN)	d			1650				1720				1750			1820		
Twickenham (TWI)	d	1641	1643	1653		1711	1713	1723		1741	1743	1753		1811	1813	1823	
St Margarets (SMG)	d		1645				1715				1745				1815		
Richmond (RMD)	⊖ d	1645	1649	1658		1715	1719	1728		1745	1749	1758		1815	1819	1828	
North Sheen (NSH)	d		1651				1721				1751				1821		
Mortlake (MTL)	d		1653				1723				1753				1823		
Hounslow (HOU)	d				1646				1716				1746				1816
Isleworth (ISL)	d				1649				1719				1749				1819
Syon Lane (SYL)	d				1651				1721				1751				1821
Brentford (BFD)	d				1654				1724				1754				1824
Kew Bridge (KWB)	d				1656				1726				1756				1826
Chiswick (CHK)	d				1659				1729				1759				1829
Barnes Bridge (BNI)	d				1701				1731				1801				1831
Barnes (BNS)	d		1656		1704		1726		1734		1756		1804		1826		1834
Putney (PUT)	d		1659	1704	1707		1729	1734	1737		1759	1804	1807		1829	1834	1837
Wandsworth Town (WNT)	d		1702		1710		1732		1740		1802		1810		1832		1840
Clapham Junction (CLJ)	10 d	1654	1705	1709	1713	1724	1735	1739	1743	1754	1805	1809	1813	1824	1835	1839	1843
Queenstown Rd.(Battersea) (QRB)	d		1708		1716		1738		1746		1808		1816		1838		1846
Vauxhall (VXH)	⊖ d		1712	1715	1720		1742	1745	1750		1812	1815	1820		1842	1845	1850
London Waterloo (WAT)	⊖ 15 a	1704	1716	1719	1726	1734	1746	1749	1756	1804	1816	1819	1826	1834	1846	1849	1856

Operator Train ID		SW 2C58	SW 2K51	SW 2U58	SW 2S58	SW 2C60	SW 2K53	SW 2U60	SW 2S60	SW 2C62	SW 2K55	SW 2U62	SW 2S62	SW 2C64	SW 2K57	SW 2U64	SW 2S64
Days of operation/Notes		D	W	C	B	D	W	C	B	D	W	C	B	D	W	C	B
Kingston (KNG)	d		1828				1858				1928				1958		
Hampton Wick (HMW)	d		1830				1900				1930				2000		
Teddington (TED)	d		1835				1905				1935				2005		
Strawberry Hill (STW)	d		1838				1908				1938				2008		
Staines (SNS)	d	1829		1838	1833	1859		1908	1903	1929		1938	1933	1959		2008	2003
Ashford (Surrey) (AFS)	d			1841	1836			1911	1906			1941	1936			2011	2006
Feltham (FEL)	d	1835		1846	1841	1905		1916	1911	1935		1946	1941	2005		2016	2011
Whitton (WTN)	d			1850				1920				1950			2020		
Twickenham (TWI)	d	1841	1843	1853		1911	1913	1923		1941	1943	1953		2011	2013	2023	
St Margarets (SMG)	d		1845				1915				1945				2015		
Richmond (RMD)	⊖ d	1845	1849	1858		1915	1919	1928		1945	1949	1958		2015	2019	2028	
North Sheen (NSH)	d		1851				1921				1951				2021		
Mortlake (MTL)	d		1853				1923				1953				2023		
Hounslow (HOU)	d				1846				1916				1946				2016
Isleworth (ISL)	d				1849				1919				1949				2019
Syon Lane (SYL)	d				1851				1921				1951				2021
Brentford (BFD)	d				1854				1924				1954				2024
Kew Bridge (KWB)	d				1856				1926				1956				2026
Chiswick (CHK)	d				1859				1929				1959				2029
Barnes Bridge (BNI)	d				1901				1931				2001				2031
Barnes (BNS)	d		1856		1904		1926		1934		1956		2004		2026		2034
Putney (PUT)	d		1859	1904	1907		1929	1934	1937		1959	2004	2007		2029	2034	2037
Wandsworth Town (WNT)	d		1902		1910		1932		1940		2002		2010		2032		2040
Clapham Junction (CLJ)	10 d	1854	1905	1909	1913	1924	1935	1939	1943	1954	2005	2009	2013	2024	2035	2039	2043
Queenstown Rd.(Battersea) (QRB)	d		1908		1916		1938		1946		2008		2016		2038		2046
Vauxhall (VXH)	⊖ d		1912	1915	1920		1942	1945	1950		2012	2015	2020		2042	2045	2050
London Waterloo (WAT)	⊖ 15 a	1904	1916	1919	1926	1934	1946	1949	1956	2004	2016	2019	2026	2034	2046	2049	2056

NOTES (see introductory pages for explanation of train operator codes and standard symbols)

- a Arrival time
- d Departure time
- B From Weybridge, see table 151
- C From Windsor & Eton Riverside, see table 151
- D From Reading, see table 151
- W From London Waterloo via Wimbledon, see table 161



Kingston, Twickenham, Richmond, Hounslow and Putney to London

Saturdays

Operator Train ID Days of operation/Notes		SW 2C66 D	SW 2K59 W	SW 2U66 C	SW 2S66 B	SW 2C68 D	SW 2K61 W	SW 2U68 C	SW 2S68 B	SW 2C70 D	SW 2K63 W	SW 2U70 C	SW 2S70 B	SW 2C72 D	SW 2K65 W	SW 2U72 C	SW 2S72 B
Kingston (KNG)	d		2028				2058				2128				2158		
Hampton Wick (HMW)	d		2030				2100				2130				2200		
Teddington (TED)	d		2035				2105				2135				2205		
Strawberry Hill (STW)	d		2038				2108				2138				2208		
Staines (SNS)	d	2029		2038	2033	2059		2108	2103	2129		2138	2133	2159		2208	2203
Ashford (Surrey) (AFS)	d			2041	2036			2111	2106			2141	2136			2211	2206
Feltham (FEL)	d	2035		2046	2041	2105		2116	2111	2135		2146	2141	2205		2216	2211
Whitton (WTN)	d			2050				2120				2150				2220	
Twickenham (TWI)	d	2041	2043	2053		2111	2113	2123		2141	2143	2153		2211	2213	2223	
St Margarets (SMG)	d		2045				2115				2145				2215		
Richmond (RMD)	⊖ d	2045	2049	2058		2115	2119	2128		2145	2149	2158		2215	2219	2228	
North Sheen (NSH)	d		2051				2121				2151				2221		
Mortlake (MTL)	d		2053				2123				2153				2223		
Hounslow (HOU)	d				2046				2116				2146				2216
Isleworth (ISL)	d				2049				2119				2149				2219
Syon Lane (SYL)	d				2051				2121				2151				2221
Brentford (BFD)	d				2054				2124				2154				2224
Kew Bridge (KWB)	d				2056				2126				2156				2226
Chiswick (CHK)	d				2059				2129				2159				2229
Barnes Bridge (BNI)	d				2101				2131				2201				2231
Barnes (BNS)	d		2056		2104		2126		2134		2156		2204		2226		2234
Putney (PUT)	d		2059	2104	2107		2129	2134	2137		2159	2204	2207		2229	2234	2237
Wandsworth Town (WNT)	d		2102		2110		2132		2140		2202		2210		2232		2240
Clapham Junction (CLJ)	10 d	2054	2105	2109	2113	2124	2135	2139	2143	2154	2205	2209	2213	2224	2235	2239	2243
Queenstown Rd.(Battersea) (QRB)	d		2108		2116		2138		2146		2208		2217		2238		2246
Vauxhall (VXH)	⊖ d		2112	2115	2120		2142	2145	2150		2212	2215	2220		2242	2245	2250
London Waterloo (WAT)	⊖ 15 a	2104	2116	2119	2126	2134	2146	2149	2156	2204	2216	2219	2226	2234	2246	2249	2256

Operator Train ID Days of operation/Notes 1st Class/Reservations/Bus		SW 2C74 D	SW 2K67 W	SW 2U74 C	SW 2S74 B	SW 2C76 D	SW 2K69 W	SW 2U76 C	SW 2S76 B	SW 2C78 D	SW 2K71 W	SW 2U78 C	SW 2S78 B	SW 2C80 D	SW 2K73 W	SW 2S80 SUM B
Kingston (KNG)	d		2228				2258				2328				2359	
Hampton Wick (HMW)	d		2230				2300				2330				0001	
Teddington (TED)	d		2235				2305				2335				0005	
Strawberry Hill (STW)	d		2238				2308				2338				0008	
Staines (SNS)	d	2229		2238	2233	2259		2308	2303	2329		2338	2333	2359		0003
Ashford (Surrey) (AFS)	d			2241	2236			2311	2306			2341	2336			0006
Feltham (FEL)	d	2235		2246	2241	2305		2316	2311	2335		2346	2341	0005		0011
Whitton (WTN)	d			2250				2320				2350				
Twickenham (TWI)	d	2241	2243	2253		2311	2313	2323		2341	2343	2353		0011	0013	
St Margarets (SMG)	d		2245				2315				2345				0015	
Richmond (RMD)	⊖ d	2245	2249	2258		2315	2319	2328		2345	2349	2358		0015	0019	
North Sheen (NSH)	d		2251				2321				2351				0021	
Mortlake (MTL)	d		2253				2323				2353				0023	
Hounslow (HOU)	d				2246				2316				2346			0016
Isleworth (ISL)	d				2249				2319				2349			0019
Syon Lane (SYL)	d				2251				2321				2351			0021
Brentford (BFD)	d				2254				2324				2354			0024
Kew Bridge (KWB)	d				2256				2326				2356			0026
Chiswick (CHK)	d				2259				2329				2359			0029
Barnes Bridge (BNI)	d				2301				2331				0001			0031
Barnes (BNS)	d		2256		2304		2326		2334		2356		0004		0026	0034
Putney (PUT)	d		2259	2304	2307		2329	2334	2337		2359	0004	0007		0029	0037
Wandsworth Town (WNT)	d		2302		2310		2332		2340		0002		0010		0032	0040
Clapham Junction (CLJ)	10 d	2254	2305	2309	2313	2324	2335	2339	2343	2354	0006	0009	0013	0024	0035	0043
Queenstown Rd.(Battersea) (QRB)	d		2308		2316		2338		2346		0009		0016		0038	0046
Vauxhall (VXH)	⊖ d		2312	2315	2320		2342	2344	2350		0012	0014	0020		0042	0050
London Waterloo (WAT)	⊖ 15 a	2304	2316	2319	2326	2334	2346	2349	2356	0003	0017	0019	0026	0034	0046	0056

NOTES (see introductory pages for explanation of train operator codes and standard symbols)

- a Arrival time
- d Departure time
- B From Weybridge, see table 151
- C From Windsor & Eton Riverside, see table 151
- D From Reading, see table 151
- W From London Waterloo via Wimbledon, see table 161
- SUM Sunday mornings

Kingston, Twickenham, Richmond, Hounslow and Putney to London

Sundays

Operator Train ID Days of operation/Notes	SW 2K71 W	SW 2U78 A	SW 2S78 B	SW 2C80 C	SW 2K73 W	SW 2S80 B	SW 2K05	SW 2U14 A	SW 2C14 D	SW 2S14 B	SW 2K09 W	SW 2C16	SW 2U18 A	SW 1S18 E	SW 2C18 C	SW 1U20 A
Kingston (KNG)	d						0649				0749					
Hampton Wick (HMW)	d				0001		0651				0751					
Teddington (TED)	d				0005		0655				0755					
Strawberry Hill (STW)	d				0008		0659				0759					
Staines (SNS)	d					0003		0716	0741	0721		0810	0814	0821	0841	0845
Ashford (Surrey) (AFS)	d					0006		0719		0724			0817	0824		0848
Feltham (FEL)	d			0005		0011		0724	0747	0729		0816	0822	0829	0847	0853
Whitton (WTN)	d							0728					0826			0857
Twickenham (TWI)	d			0011	0013		0703	0732	0753		0803	0822	0829		0853	0900
St Margarets (SMG)	d				0015		0705	0734			0805		0831			
Richmond (RMD)	d			0015	0019		0709	0737a	0757		0812c	0826	0835		0857	0905
North Sheen (NSH)	d				0021		0711				0814		0837			
Mortlake (MTL)	d				0023		0713				0816		0839			
Hounslow (HOU)	d					0016				0749f				0834		
Isleworth (ISL)	d					0019				0752				0837		
Syon Lane (SYL)	d					0021				0755				0839		
Brentford (BFD)	d					0024				0757				0842		
Kew Bridge (KWB)	d					0026				0800				0844		
Chiswick (CHK)	d					0029				0803				0847		
Barnes Bridge (BNI)	d			0001		0031				0807				0849		
Barnes (BNS)	d			0004		0026	0034	0716		0810	0819		0842	0851		
Putney (PUT)	d		0004	0007		0029	0037	0719		0809	0813	0822	0833	0845	0854	0904
Wandsworth Town (WNT)	d	0002		0010		0032	0040	0722			0816	0825		0848	0857	
Clapham Junction (CLJ)	d	0006	0009	0013	0024	0035	0043	0725a		0815	0819	0828	0837	0851	0900	0918
Queenstown Rd.(Battersea) (QRB)	d	0009		0016		0038	0046				0822	0831		0854	0904	
Vauxhall (VXH)	d	0012	0014	0020		0042	0050			0820	0825	0835	0844	0858	0908	0914
London Waterloo (WAT)	d	0017	0019	0026	0034	0046	0056			0827	0830	0841	0850	0904	0915	0920

Operator Train ID Days of operation/Notes	SW 2K13 W	SW 2C20 C	SW 2U22 A	SW 1S22 E	SW 2C22 C	SW 1U24 A	SW 2K17 W	SW 2C24 C	SW 2U26 A	SW 1S26 E	SW 2C26 C	SW 1U28 A	SW 2K21 W	SW 2C28 C	SW 2U30 A	SW 1S30 E
Kingston (KNG)	d	0849					0949						1049			
Hampton Wick (HMW)	d	0851					0951						1051			
Teddington (TED)	d	0854					0955						1055			
Strawberry Hill (STW)	d	0858					0959						1059			
Staines (SNS)	d		0910	0914	0921	0941	0945		1011	1016	1021	1041	1045		1111	1116
Ashford (Surrey) (AFS)	d			0917	0924		0948			1019	1024		1048			1119
Feltham (FEL)	d		0916	0922	0929	0947	0953		1017	1024	1029	1047	1053		1117	1124
Whitton (WTN)	d			0926			0957			1028			1057			1128
Twickenham (TWI)	d	0902	0923	0929		0953	1001	1003	1023	1032		1053	1101	1103	1123	1132
St Margarets (SMG)	d	0904		0931				1005		1034				1105		1134
Richmond (RMD)	d	0908	0927	0935		0957	1005	1009	1027	1037		1057	1105	1109	1127	1137
North Sheen (NSH)	d	0910		0937				1011		1039				1111		1139
Mortlake (MTL)	d	0912		0939				1013		1042				1113		1142
Hounslow (HOU)	d				0935						1035					1135
Isleworth (ISL)	d				0938						1038					1138
Syon Lane (SYL)	d				0940						1040					1140
Brentford (BFD)	d				0942						1042					1142
Kew Bridge (KWB)	d				0945						1045					1145
Chiswick (CHK)	d				0947						1047					1147
Barnes Bridge (BNI)	d				0950						1050					1150
Barnes (BNS)	d	0915		0942	0953		1016		1045	1053			1116		1145	1153
Putney (PUT)	d	0918	0934	0945	0956	1004	1014	1019	1034	1048	1056	1104	1114	1119	1134	1148
Wandsworth Town (WNT)	d	0921		0948	0959		1022		1051	1059			1122		1151	1159
Clapham Junction (CLJ)	d	0924	0938	0951	1002	1008	1018	1025	1038	1053	1102	1108	1118	1125	1138	1153
Queenstown Rd.(Battersea) (QRB)	d	0927		0954	1005			1028		1057	1105			1128		1157
Vauxhall (VXH)	d	0931	0944	0958	1009	1014	1024	1032	1044	1100	1108	1114	1124	1132	1144	1200
London Waterloo (WAT)	d	0937	0950	1006	1015	1022	1029	1036	1052	1105	1113	1120	1129	1136	1150	1205

NOTES (see introductory pages for explanation of train operator codes and standard symbols)

- a Arrival time
- d Departure time
- c Arrives 4 minutes earlier
- f Arrives 15 minutes earlier

- A From Windsor & Eton Riverside, see table 151
- B From Weybridge, see table 151
- C From Reading, see table 151
- D From Ascot, see table 151
- E From Woking, see table 151
- W From London Waterloo via Wimbledon, see table 161

## Kingston, Twickenham, Richmond, Hounslow and Putney to London

## Sundays

Operator Train ID Days of operation/Notes		SW 2C30 C	SW 1U32 A	SW 2K25 W	SW 2C32 C	SW 2U34 A	SW 1S34 E	SW 2C34 C	SW 1U36 A	SW 2R27	SW 2K29 W	SW 2R27	SW 2C36 C	SW 2U38 A	SW 1S38 E	SW 2C38 C	SW 1U40 A
Kingston (KNG)	d			1149						1235	1249						
Hampton Wick (HMW)	d			1151						1237	1251						
Teddington (TED)	d			1155						1240	1255						
Strawberry Hill (STW)	d			1159						1243	1259						
Staines (SNS)	d	1141	1145		1211	1216	1221	1241	1245				1311	1316	1321	1341	1345
Ashford (Surrey) (AFS)	d		1148			1219	1224		1248					1319	1324		1348
Feltham (FEL)	d	1147	1153		1217	1224	1229	1247	1253			←	1317	1324	1329	1347	1353
Whitton (WTN)	d		1157			1228			1257		1259			1328			1357
Twickenham (TWI)	d	1153	1201	1203	1223	1232		1253	1301	1256e	1303	1256e	1323	1332		1353	1401
St Margarets (SMG)	d			1205		1234				→	1305			1334			
Richmond (RMD)	⊖ d	1157	1205	1209	1227	1237		1257	1305		1309		1327	1337		1357	1405
North Sheen (NSH)	d			1211		1239					1311			1339			
Mortlake (MTL)	d			1213		1242					1313			1342			
Hounslow (HOU)	d						1235					1305				1335	
Isleworth (ISL)	d						1238					1308				1338	
Syon Lane (SYL)	d						1240					1310				1340	
Brentford (BFD)	d						1242					1312				1342	
Kew Bridge (KWB)	d						1245					1315				1345	
Chiswick (CHK)	d						1247					1317				1347	
Barnes Bridge (BNI)	d						1250					1320				1350	
Barnes (BNS)	d			1216		1245	1253				1316	1323		1345	1353		
Putney (PUT)	d	1204	1214	1219	1234	1248	1256	1304	1314		1319	1326	1334	1348	1356	1404	1414
Wandsworth Town (WNT)	d			1222		1251	1259				1322	1329		1351	1359		
Clapham Junction (CLJ)	10 d	1208	1218	1225	1238	1253	1302	1308	1318		1325	1332	1338	1354	1402	1408	1418
Queenstown Rd.(Battersea) (QRB)	d			1228		1257	1305				1328	1335		1357	1405		
Vauxhall (VXH)	⊖ d	1214	1224	1232	1244	1300	1308	1314	1324		1332	1338	1344	1400	1408	1414	1424
London Waterloo (WAT)	⊖ 15 a	1218	1229	1236	1248	1305	1313	1318	1329		1336	1343	1348	1405	1413	1418	1429

Operator Train ID Days of operation/Notes		SW 2R31	SW 2K33 W	SW 2R31	SW 2C40 C	SW 2U42 A	SW 1S42 E	SW 2C42 C	SW 1U44 A	SW 2R35	SW 2K37 W	SW 2R35	SW 2C44 C	SW 2U46 A	SW 1S46 E	SW 2C46 C	SW 1U48 A
Kingston (KNG)	d	1335	1349							1435	1449						
Hampton Wick (HMW)	d	1337	1351							1437	1451						
Teddington (TED)	d	1340	1355							1440	1455						
Strawberry Hill (STW)	d	1343	1359							1443	1459						
Staines (SNS)	d				1411	1416	1421	1441	1445				1511	1516	1521	1541	1545
Ashford (Surrey) (AFS)	d					1419	1424		1448					1519	1524		1548
Feltham (FEL)	d			←	1417	1424	1429	1447	1453			←	1517	1524	1529	1547	1553
Whitton (WTN)	d		1359			1428			1457		1459			1528			1557
Twickenham (TWI)	d	1356e	1403	1356e	1423	1432		1453	1501	1456e	1503	1456e	1523	1532		1553	1601
St Margarets (SMG)	d	→	1405			1434				→	1505			1534			
Richmond (RMD)	⊖ d		1408		1427	1437		1457	1505		1509		1527	1537		1557	1605
North Sheen (NSH)	d			1410		1439					1511			1539			
Mortlake (MTL)	d			1413		1442					1513			1542			
Hounslow (HOU)	d			1405			1435					1505				1535	
Isleworth (ISL)	d			1408			1438					1508				1538	
Syon Lane (SYL)	d			1410			1440					1510				1540	
Brentford (BFD)	d			1412			1442					1512				1542	
Kew Bridge (KWB)	d			1415			1445					1515				1545	
Chiswick (CHK)	d			1417			1447					1517				1547	
Barnes Bridge (BNI)	d			1420			1450					1520				1550	
Barnes (BNS)	d		1416	1423		1445	1453				1516	1523		1545	1553		
Putney (PUT)	d		1419	1426	1434	1448	1456	1504	1514		1519	1526	1534	1548	1556	1604	1614
Wandsworth Town (WNT)	d		1422	1429		1451	1459				1522	1529		1551	1559		
Clapham Junction (CLJ)	10 d		1425	1432	1438	1454	1502	1508	1518		1525	1532	1538	1554	1602	1608	1618
Queenstown Rd.(Battersea) (QRB)	d		1428	1435		1457	1505				1528	1535		1557	1605		
Vauxhall (VXH)	⊖ d		1432	1438	1444	1500	1508	1514	1524		1532	1538	1544	1600	1608	1614	1624
London Waterloo (WAT)	⊖ 15 a		1436	1443	1451	1505	1513	1518	1529		1536	1543	1548	1605	1613	1618	1629

NOTES (see introductory pages for explanation of train operator codes and standard symbols)

- a Arrival time  
d Departure time  
e Arrives 9 minutes earlier

- A From Windsor & Eton Riverside, see table 151  
C From Reading, see table 151  
E From Woking, see table 151  
W From London Waterloo via Wimbledon, see table 161

## Kingston, Twickenham, Richmond, Hounslow and Putney to London

## Sundays

Operator Train ID Days of operation/Notes		SW 2R39	SW 2K41 W	SW 2R39	SW 2C48 C	SW 2U50 A	SW 1S50 E	SW 2C50 C	SW 1U52 A	SW 2R43	SW 2K45 W	SW 2R43	SW 2C52 C	SW 2U54 A	SW 1S54 E	SW 2C54 C	SW 1U56 A
Kingston (KNG)	d	1535	1549							1635	1649						
Hampton Wick (HMW)	d	1537	1551							1637	1651						
Teddington (TED)	d	1540	1555							1640	1655						
Strawberry Hill (STW)	d	1543	1559							1643	1659						
Staines (SNS)	d				1611	1616	1621	1641	1645				1711	1716	1721	1741	1745
Ashford (Surrey) (AFS)	d					1619	1624		1648					1719	1724		1748
Feltham (FEL)	d			←	1617	1624	1629	1647	1653			←	1717	1724	1729	1747	1753
Whitton (WTN)	d			1559		1628			1657			1659		1728			1757
Twickenham (TWI)	d	1556e	1603	1556e	1623	1632		1653	1701	1656e	1703	1656e	1723	1732		1753	1801
St Margarets (SMG)	d	←	1605			1634				←	1705			1734			
Richmond (RMD)	⊖ d		1609		1627	1637		1657	1705				1727	1737		1757	1805
North Sheen (NSH)	d		1611			1639								1711		1739	
Mortlake (MTL)	d		1613			1642								1713		1742	
Hounslow (HOU)	d			1605				1635				1705				1735	
Isleworth (ISL)	d			1608				1638				1708				1738	
Syon Lane (SYL)	d			1610				1640				1710				1740	
Brentford (BFD)	d			1612				1642				1712				1742	
Kew Bridge (KWB)	d			1615				1645				1715				1745	
Chiswick (CHK)	d			1617				1647				1717				1747	
Barnes Bridge (BNI)	d			1620				1650				1720				1750	
Barnes (BNS)	d		1616	1623		1645	1653				1716	1723		1745	1753		
Putney (PUT)	d		1619	1626	1634	1648	1656	1704	1714		1719	1726	1734	1748	1756	1804	1814
Wandsworth Town (WNT)	d		1622	1629		1651	1659				1722	1729		1751	1759		
Clapham Junction (CLJ)	10 d		1625	1632	1638	1654	1702	1708	1718		1725	1732	1738	1754	1802	1808	1818
Queenstown Rd.(Battersea) (QRB)	d		1628	1635		1657	1705				1728	1735		1757	1805		
Vauxhall (VXH)	⊖ d		1632	1638	1644	1700	1708	1714	1724		1732	1738	1744	1800	1808	1814	1824
London Waterloo (WAT)	⊖ 15 a		1636	1643	1648	1705	1713	1718	1729		1736	1743	1748	1805	1813	1818	1829

Operator Train ID Days of operation/Notes		SW 2R47	SW 2K49 W	SW 2R47	SW 2C56 C	SW 2U58 A	SW 1S58 E	SW 2C58 C	SW 1U60 A	SW 2R51	SW 2K53 W	SW 2R51	SW 2C60 C	SW 2U62 A	SW 1S62 E	SW 2C62 C	SW 1U64 A
Kingston (KNG)	d	1735	1749							1835	1849						
Hampton Wick (HMW)	d	1737	1751							1837	1851						
Teddington (TED)	d	1740	1755							1840	1855						
Strawberry Hill (STW)	d	1743	1759							1843	1859						
Staines (SNS)	d				1811	1816	1821	1841	1845				1911	1916	1921	1941	1945
Ashford (Surrey) (AFS)	d					1819	1824		1848					1919	1924		1948
Feltham (FEL)	d			←	1817	1824	1829	1847	1853			←	1917	1924	1929	1947	1953
Whitton (WTN)	d			1759		1828			1857			1859		1928			1957
Twickenham (TWI)	d	1756e	1803	1756e	1823	1832		1853	1901	1856e	1903	1856e	1923	1932		1953	2001
St Margarets (SMG)	d	←	1805			1834				←	1905			1934			
Richmond (RMD)	⊖ d		1809		1827	1837		1857	1905				1927	1937		1957	2005
North Sheen (NSH)	d		1811			1839								1911		1939	
Mortlake (MTL)	d		1813			1842								1913		1942	
Hounslow (HOU)	d			1805				1835				1905				1935	
Isleworth (ISL)	d			1808				1838				1908				1938	
Syon Lane (SYL)	d			1810				1840				1910				1940	
Brentford (BFD)	d			1812				1842				1912				1942	
Kew Bridge (KWB)	d			1815				1845				1915				1945	
Chiswick (CHK)	d			1817				1847				1917				1947	
Barnes Bridge (BNI)	d			1820				1850				1920				1950	
Barnes (BNS)	d		1816	1823		1845	1853				1916	1923		1945	1953		
Putney (PUT)	d		1819	1826	1834	1848	1856	1904	1914		1919	1926	1934	1948	1956	2004	2014
Wandsworth Town (WNT)	d		1822	1829		1851	1859				1922	1929		1951	1959		
Clapham Junction (CLJ)	10 d		1825	1832	1838	1854	1902	1908	1918		1925	1932	1938	1954	2002	2008	2018
Queenstown Rd.(Battersea) (QRB)	d		1828	1835		1857	1905				1928	1935		1957	2005		
Vauxhall (VXH)	⊖ d		1832	1838	1844	1900	1908	1914	1924		1932	1938	1944	2000	2008	2014	2024
London Waterloo (WAT)	⊖ 15 a		1836	1843	1848	1905	1913	1918	1929		1936	1943	1948	2005	2013	2018	2029

NOTES (see introductory pages for explanation of train operator codes and standard symbols)

- a Arrival time  
d Departure time  
e Arrives 9 minutes earlier

- A From Windsor & Eton Riverside, see table 151  
C From Reading, see table 151  
E From Woking, see table 151  
W From London Waterloo via Wimbledon, see table 161

## Kingston, Twickenham, Richmond, Hounslow and Putney to London

## Sundays

Operator Train ID Days of operation/Notes		SW 2R55	SW 2K57 W	SW 2R55	SW 2C64 C	SW 2U66 A	SW 1S66 E	SW 2C66 C	SW 2R59	SW 2K61 W	SW 2R59	SW 2C68 C	SW 2U70 A	SW 1S70 E	SW 2C70 C	SW 2R63	SW 2K65 W
Kingston (KNG)	d	1935	1949						2035	2049						2135	2149
Hampton Wick (HMW)	d	1937	1951						2037	2051						2137	2151
Teddington (TED)	d	1940	1955						2040	2055						2140	2155
Strawberry Hill (STW)	d	1943	1959						2043	2059						2143	2159
Staines (SNS)	d				2011	2016	2021	2041				2111	2116	2121	2141		
Ashford (Surrey) (AFS)	d				2019	2024	2024					2119	2124	2124			
Feltham (FEL)	d			←	2017	2024	2029	2047			←	2117	2124	2129	2147		
Whitton (WTN)	d			1959		2028					2059		2128				
Twickenham (TWI)	d	1956e	2003	1956e	2023	2032		2053	2056e	2103	2056e	2123	2132		2153	2156e	2203
St Margarets (SMG)	d	←	2005			2034			←	2105			2134			←	2205
Richmond (RMD)	⊖		2009		2027	2037		2057		2109		2127	2137		2157		2209
North Sheen (NSH)	d		2011			2039				2111			2139				2211
Mortlake (MTL)	d		2013			2042				2113			2142				2213
Hounslow (HOU)	d			2005			2035				2105			2135			
Isleworth (ISL)	d			2008			2038				2108			2138			
Syon Lane (SYL)	d			2010			2040				2110			2140			
Brentford (BFD)	d			2012			2042				2112			2142			
Kew Bridge (KWB)	d			2015			2045				2115			2145			
Chiswick (CHK)	d			2017			2047				2117			2147			
Barnes Bridge (BNI)	d			2020			2050				2120			2150			
Barnes (BNS)	d		2016	2023		2045	2053			2116	2123		2145	2153			2216
Putney (PUT)	d		2019	2026	2034	2048	2056	2104		2119	2126	2134	2148	2156	2204		2219
Wandsworth Town (WNT)	d		2022	2029		2051	2059			2122	2129		2151	2159			2222
Clapham Junction (CLJ)	10 d		2025	2032	2038	2054	2102	2108		2125	2132	2138	2154	2202	2208		2225
Queenstown Rd.(Battersea) (QRB)	d		2028	2035		2057	2105			2128	2135		2157	2205			2228
Vauxhall (VXH)	⊖		2032	2038	2044	2100	2108	2114		2132	2138	2144	2200	2208	2214		2232
London Waterloo (WAT)	⊖ 15 a		2036	2043	2048	2105	2113	2118		2136	2143	2148	2205	2213	2218		2236

Operator Train ID Days of operation/Notes		SW 2R63	SW 2C72 C	SW 2U74 A	SW 1S74 E	SW 2C74 C	SW 2R67	SW 2K69 W	SW 2R67	SW 2U78 A	SW 1S78 E	SW 2C78 C
Kingston (KNG)	d						2235	2249				
Hampton Wick (HMW)	d						2237	2251				
Teddington (TED)	d						2240	2255				
Strawberry Hill (STW)	d						2243	2259				
Staines (SNS)	d		2211	2216	2221	2241				2317	2321	2341
Ashford (Surrey) (AFS)	d			2219	2224					2320	2324	
Feltham (FEL)	d	←	2217	2224	2229	2247			←	2325	2329	2347
Whitton (WTN)	d	2159		2228					2259	2329		
Twickenham (TWI)	d	2156e	2223	2232		2253	2256e	2303	2256e	2332		2354
St Margarets (SMG)	d			2234			←	2305		2334		
Richmond (RMD)	⊖		2227	2237		2257		2309		2338		2358
North Sheen (NSH)	d			2239				2311		2340		
Mortlake (MTL)	d			2242				2313		2342		
Hounslow (HOU)	d	2205			2235				2305		2335	
Isleworth (ISL)	d	2208			2238				2308		2338	
Syon Lane (SYL)	d	2210			2240				2310		2340	
Brentford (BFD)	d	2212			2242				2312		2342	
Kew Bridge (KWB)	d	2215			2245				2315		2345	
Chiswick (CHK)	d	2217			2247				2317		2347	
Barnes Bridge (BNI)	d	2220			2250				2320		2350	
Barnes (BNS)	d	2223		2245	2253			2316	2323	2345	2353	
Putney (PUT)	d	2226	2234	2248	2256	2304		2319	2326	2348	2356	0005
Wandsworth Town (WNT)	d	2229		2251	2259			2322	2329	2351	2359	
Clapham Junction (CLJ)	10 d	2232	2238	2254	2302	2308		2325	2332	2354	0002	0009
Queenstown Rd.(Battersea) (QRB)	d	2235		2257	2305			2328	2335	2357	0005	
Vauxhall (VXH)	⊖	2238	2244	2300	2308	2314		2332	2338	0001	0008	0015
London Waterloo (WAT)	⊖ 15 a	2243	2248	2305	2313	2318		2336	2343	0005	0013	0019

NOTES (see introductory pages for explanation of train operator codes and standard symbols)

- a Arrival time  
d Departure time  
e Arrives 9 minutes earlier

- A From Windsor & Eton Riverside, see table 151  
C From Reading, see table 151  
E From Woking, see table 151  
W From London Waterloo via Wimbledon, see table 161