

London to Milton Keynes, Northampton, Rugby, Coventry and Birmingham

Mondays to Fridays

Operator Train ID Days of operation/Notes 1st Class/Reservations/Bus Catering facilities	LM 2N67 MO ☐	LM 2N69 MO ☐	VT 9G70 MO A ☐☐ ☒	LM 2N71 MO ☐	LM 2N71 MX ☐	VT 9G50 MX A ☐☐ ☒	LM 2N73 MX ☐	LM 2N75 MX ☐	LM 2N77 MX ☐	LM 2K83 ☐	LM 2Y01 ☐	LM 2U19 B ☐	LM 2Y03 ☐	LM 2Y32 ☐	LM 2U21 B ☐	LM 2Y05 ☐	VT 1S37 C ☐☐ ☒
London Euston (EUS) Ⓧ d								0009	0039	0139							0531
Wembley Central (WMB) Ⓧ d																	
Harrow & Wealdstone (HRW) Ⓧ d								0021	0051	0151							
Bushey (BSH) d							0004	0026	0057								
Watford Junction (WFJ) a							0006	0029	0059	0157							
Watford Junction (WFJ) d				0001			0007	0029	0100	0158							0548u
Kings Langley (KGL) d				0005				0034	0104	0203							
Apsley (APS) d				0009				0038	0108	0207							
Hemel Hempstead (HML) d				0012			0014	0041	0111	0210							
Berkhamsted (BKM) d				0017			0019	0046	0116	0215							
Tring (TRI) d				0022			0024	0053	0121	0220							
Cheddington (CED) d				0027				0058	0126								
Leighton Buzzard (LBZ) d				0034	0003		0035	0103	0133	0230							
Bletchley (BLY) d				0041	0010		0042	0110	0140	0237							
Milton Keynes Central (MKC) a				0049	0018		0050	0115	0145	0246							0614
Milton Keynes Central (MKC) d				0050	0019	0029	0050	0116	0146					0537			0615
Wolverton (WOL) d	0002	0012	0013	0054	0023		0054	0120	0150					0541			
Northampton (NMP) a	0017	0026		0107	0036		0108	0132	0202					0553			
Northampton (NMP) d										0515	0520	0542			0601	0606	
Long Buckby (LBK) d										0526	0531	0553			0612	0617	
Rugby (RUG) a			0048s			0058				0537	0542	0604			0623	0628	0637
Coventry (COV) a			0059s			0109				0546		0615					0640
Birmingham International (BHI) ← a			0112s			0120				0605		0633					0702
Birmingham New Street (BHM) Ⓧ a			0123			0132				0615		0646					0715

Operator Train ID Days of operation/Notes 1st Class/Reservations/Bus Catering facilities	LM 2Y07 ☐	LM 2Y09 ☐	LM 2K03 ☐	VT 1H02 D ☐☐ ☒	VT 9S44 E ☐☐ ☒	LM 1Y11 ☐	LM 2K03 ☐	VT 1H61 D ☐☐ ☒	VT 1F11 F ☐☐ ☒	LM 2K05 ☐	LM 1U23 B ☐	VT 1H03 D ☐☐ ☒	LM 1Y13 ☐	LM 2T05 ☐	SN 2M99 G ☐	LM 2K07 ☐	VT 9P47 H ☐☐ ☒	LM 1Y15 ☐	
London Euston (EUS) Ⓧ d		0535	0609	0610	0616	0621		0629	0636	0635	0643	0646		0654			0709	0716	0723
Wembley Central (WMB) Ⓧ d															0707				
Harrow & Wealdstone (HRW) Ⓧ d		0547	0623							0648				0706			0721		
Bushey (BSH) d			0628							0653							0726		
Watford Junction (WFJ) a		0554	0631			0635				0656				0712	0718	0729			0737
Watford Junction (WFJ) d		0555	0631		0631u	0636		0651u	0657		0701u		0713	0719	0729	0731u		0738	
Kings Langley (KGL) d		0559	0636						0702								0734		
Apsley (APS) d		0603	0640						0706								0738		
Hemel Hempstead (HML) d		0606	0643						0709				0720	0726a			0741		
Berkhamsted (BKM) d		0611	0648						0714				0726				0746		
Tring (TRI) d		0616	0653						0719				0732a				0751		
Cheddington (CED) d		0621	0658						0724								0757		
Leighton Buzzard (LBZ) d		0626	0703			0654	0703		0729								0802		0755
Bletchley (BLY) d		0633				0701	0710		0737										0802
Milton Keynes Central (MKC) a		0638		0640	0650	0706	0716	0659	0711	0743	0715	0720						0750	0807
Milton Keynes Central (MKC) d		0638			0652	0707					0716		0738					0752	0808
Wolverton (WOL) d		0642				0711							0742						0812
Northampton (NMP) a		0655				0724							0754						0825
Northampton (NMP) d	0642	0711				0737							0810						0840
Long Buckby (LBK) d	0653	0722				0750							0822						0852
Rugby (RUG) a	0704	0732			0713	0801					0739		0834					0813	0902
Coventry (COV) a	0715	0744				0725	0811						0845					0825	0914
Birmingham International (BHI) ← a	0733	0803				0736	0830						0904					0836	0933
Birmingham New Street (BHM) Ⓧ a	0744	0814				0748	0844						0914					0848	0945

For the complete service between London and Watford Junction see table 061

For the complete service between Rugby, Coventry and Birmingham see table 068

NOTES (see introductory pages for explanation of train operator codes and standard symbols)

- a Arrival time
- d Departure time
- s Stops to set down only
- u Stops to pick up only
- A To Wolverhampton, see table 064
- B To Crewe, see table 066
- C To Glasgow Central, see table 065
- D To Manchester Piccadilly, see table 065
- E To Edinburgh, see table 168
- F To Liverpool Lime Street, see table 065
- G From Selhurst, see table 168
- H To Blackpool North, see table 065
- MO Mondays only
- MX Not Mondays

London to Milton Keynes, Northampton, Rugby, Coventry and Birmingham

Mondays to Fridays

Operator Train ID Days of operation/Notes 1st Class/Reservations/Bus Catering facilities	LM	LM	LM	LM	VT	LM	VT	LM	LM	LM	LM	LM	VT	LM	LM	LM	LM	LM
	2K07	2T09	2T11	2K09	1F12 F	1U25 B	1H06 D	2T13	1Y17	2K09	2T15	2K11	9G08	1Y19	2K11	2T17	2T19	2K13
	□	□	□	□	□ □	□	□ □	□	□	□	□	□	□ □	□	□	□	□	□
London Euston (EUS) d		0724	0734	0739	0743	0746	0753	0754	0756		0804	0809	0816	0823		0824	0835	0839
Wembley Central (WMB) d																		
Harrow & Wealdstone (HRW) d			0746	0751							0816	0821					0847	0851
Bushey (BSH) d				0756								0826						0856
Watford Junction (WFJ) a		0740	0752	0759				0810			0824	0829		0837		0839	0853	0859
Watford Junction (WFJ) d		0741	0753	0800				0811			0824	0830	0831u	0838		0840	0854	0900
Kings Langley (KGL) d				0805								0835						0905
Apsley (APS) d				0809								0839						0909
Hemel Hempstead (HML) d		0749	0801	0812				0819			0832	0842				0847	0902	0912
Berkhamsted (BKM) d		0754	0807	0817				0824			0837	0847				0852	0907	0917
Tring (TRI) d		0801a	0813a	0822				0831a			0844a	0852				0859a	0913a	0922
Cheddington (CED) d	←			0827						←		0857						0927
Leighton Buzzard (LBZ) d	0802			0832					0825	0832		0902		0855	0902			0932
Bletchley (BLY) d	0809			→					0832	0839		→		0902	0909			→
Milton Keynes Central (MKC) a	0815				0814	0818	0823		0837	0845			0851	0907	0916			
Milton Keynes Central (MKC) d						0819			0838				0852	0908				
Wolverton (WOL) d									0842					0912				
Northampton (NMP) a									0855					0925				
Northampton (NMP) d									0910					0940				
Long Buckby (LBK) d									0922					0952				
Rugby (RUG) a						0842			0932				0914	1002				
Coventry (COV) a									0944				0925	1014				
Birmingham International (BHI) a									1003				0936	1033				
Birmingham New Street (BHM) a									1014				0948	1044				

Operator Train ID Days of operation/Notes 1st Class/Reservations/Bus Catering facilities	VT	LM	VT	LM	LM	LM	LM	VT	LM	LM	LM	LM	VT	LM	VT	LM	LM	LM
	1F14 F	1U27 B	1H09 D	2T21	1Y21	2K13	2K15	9S55 C	1Y23	2K15	2T23	2K17	1F16 F	1U29 B	1H12 D	2T25	1Y25	2K17
	□ □	□	□ □	□	□	□	□	□ □	□	□	□	□	□ □	□	□ □	□	□	□
London Euston (EUS) d	0843	0846	0853	0854	0856			0909	0916	0923		0924	0939	0943	0946	0953	0954	0956
Wembley Central (WMB) d																		
Harrow & Wealdstone (HRW) d				0906				0921				0936	0951				1006	
Bushey (BSH) d								0926					0956					
Watford Junction (WFJ) a				0912				0929		0937		0942	0959				1012	
Watford Junction (WFJ) d				0913				0930	0931u	0938		0943	1000				1013	
Kings Langley (KGL) d								0935					1005					
Apsley (APS) d								0939					1009					
Hemel Hempstead (HML) d				0921				0942				0951	1012				1021	
Berkhamsted (BKM) d				0926				0947				0956	1017				1026	
Tring (TRI) d				0932a				0952				1002a	1022				1032a	
Cheddington (CED) d							→	0957			→		1027					→
Leighton Buzzard (LBZ) d					0925	0932	1002		0955	1002		1032					1025	1032
Bletchley (BLY) d					0932	0939	→		1002	1009		→					1032	1040
Milton Keynes Central (MKC) a	0914	0918	0923		0937	0945		0950	1007	1015			1014	1018	1023		1037	1045
Milton Keynes Central (MKC) d		0919	0924					0952	1008					1019	1024			1038
Wolverton (WOL) d					0942				1012									1042
Northampton (NMP) a					0955				1025									1055
Northampton (NMP) d					1010				1040									1110
Long Buckby (LBK) d					1021				1052									1122
Rugby (RUG) a		0942	0945						1013	1102				1042	1045			1132
Coventry (COV) a					1044				1025	1114								1144
Birmingham International (BHI) a					1103				1036	1133								1203
Birmingham New Street (BHM) a					1114				1048	1145								1214

NOTES (see introductory pages for explanation of train operator codes and standard symbols)

- a Arrival time
- d Departure time
- u Stops to pick up only
- B To Crewe, see table 066
- C To Glasgow Central, see table 065
- D To Manchester Piccadilly, see table 065
- F To Liverpool Lime Street, see table 065

London to Milton Keynes, Northampton, Rugby, Coventry and Birmingham

Mondays to Fridays

Operator Train ID Days of operation/Notes 1st Class/Reservations/Bus Catering facilities	LM	VT	LM	LM	LM	LM	VT	LM	VT	LM	LM	LM	LM	VT	LM	LM	LM	LM
	2K19	9S60 E	1Y27	2K19	2T27	2K21	1F18 F	1U31 B	1H15 D	2T29	1Y29	2K21	2K23	9P65 H	1Y31	2K23	2T31	2K25
	□	□ □	□	□	□	□	□ □	□	□ □	□	□	□	□	□ □	□	□	□	□
London Euston (EUS) d	1009	1016	1023		1024	1039	1043	1046	1053	1054	1056		1109	1116	1123		1124	1139
Wembley Central (WMB) d					1036	1051				1106			1121				1136	1151
Harrow & Wealdstone (HRW) d	1021				1036	1051				1106			1121				1136	1151
Bushey (BSH) d	1026				1042	1056				1112			1126				1142	1156
Watford Junction (WFJ) a	1029		1037		1042	1059				1112			1129		1137		1142	1159
Watford Junction (WFJ) d	1030	1031u	1038		1043	1100				1113			1130	1131u	1138		1143	1200
Kings Langley (KGL) d	1035					1105							1135					1205
Apsley (APS) d	1039					1109							1139					1209
Hemel Hempstead (HML) d	1042				1051	1112				1121			1142				1151	1212
Berkhamsted (BKM) d	1047				1056	1117				1126			1147				1156	1217
Tring (TRI) d	1052				1102a	1122				1132a			1152				1202a	1222
Cheddington (CED) d	1057			←		1127							1157			←		1227
Leighton Buzzard (LBZ) d	1102		1055		1102	1132					1125	1132	1202		1155	1202		1232
Bletchley (BLY) d	←		1102	1109		←					1132	1139	←		1202	1209		←
Milton Keynes Central (MKC) a		1050	1107	1115			1114	1118	1123		1137	1145		1150	1207	1215		
Milton Keynes Central (MKC) d		1052	1108					1119	1124		1138			1152	1208			
Wolverton (WOL) d			1112								1142				1212			
Northampton (NMP) a			1125								1155				1225			
Northampton (NMP) d			1140								1210				1240			
Long Buckby (LBK) d			1152								1222				1251			
Rugby (RUG) a		1113	1203					1142	1145		1232			1213	1302			
Coventry (COV) a		1125	1214								1244			1225	1314			
Birmingham International (BHI) a		1136	1233								1303			1236	1333			
Birmingham New Street (BHM) a		1148	1244								1314			1248	1344			

Operator Train ID Days of operation/Notes 1st Class/Reservations/Bus Catering facilities	VT	LM	VT	LM	LM	LM	LM	VT	LM	LM	LM	LM	VT	LM	VT	LM	LM	LM
	1F20 F	1U33 B	1H18 D	2T33	1Y33	2K25	2K27	9S70 E	1Y35	2K27	2T35	2K29	1F22 F	1U35 B	1H21 D	2T37	1Y37	2K29
	□ □	□	□ □	□	□	□	□	□ □	□	□	□	□	□ □	□	□ □	□	□	□
London Euston (EUS) d	1143	1146	1153	1154	1156		1209	1216	1223		1224	1239	1243	1246	1253	1254	1256	
Wembley Central (WMB) d																		
Harrow & Wealdstone (HRW) d				1206			1221				1236	1251				1306		
Bushey (BSH) d							1226					1256						
Watford Junction (WFJ) a				1212			1229	1237		1242	1259					1312		
Watford Junction (WFJ) d				1213			1230	1231u	1238	1243	1300					1313		
Kings Langley (KGL) d							1235				1305							
Apsley (APS) d							1239				1309							
Hemel Hempstead (HML) d					1221		1242			1251	1312					1321		
Berkhamsted (BKM) d					1226		1247			1256	1317					1326		
Tring (TRI) d					1232a		1252			1302a	1322					1332a		
Cheddington (CED) d						←	1257			←	1327							←
Leighton Buzzard (LBZ) d						1225	1232	1302		1255	1302						1325	1332
Bletchley (BLY) d						1232	1239	←		1302	1309		←				1332	1339
Milton Keynes Central (MKC) a	1214	1218	1223			1237	1246		1250	1307	1316			1314	1318	1323	1337	1346
Milton Keynes Central (MKC) d		1219	1224						1252	1308					1319	1324		1338
Wolverton (WOL) d										1312								1342
Northampton (NMP) a							1255			1325								1355
Northampton (NMP) d							1310			1340								1410
Long Buckby (LBK) d							1322			1352								1422
Rugby (RUG) a		1242	1245				1333			1313	1402			1342	1345			1432
Coventry (COV) a							1345			1325	1414							1444
Birmingham International (BHI) a							1403			1336	1433							1503
Birmingham New Street (BHM) a							1414			1348	1444							1514

NOTES (see introductory pages for explanation of train operator codes and standard symbols)

- a Arrival time
- d Departure time
- u Stops to pick up only
- B To Crewe, see table 066
- D To Manchester Piccadilly, see table 065
- E To Edinburgh, see table 168
- F To Liverpool Lime Street, see table 065
- H To Blackpool North, see table 065

London to Milton Keynes, Northampton, Rugby, Coventry and Birmingham

Mondays to Fridays

Operator Train ID Days of operation/Notes 1st Class/Reservations/Bus Catering facilities	LM	VT	LM	LM	LM	LM	VT	LM	VT	LM	LM	LM	LM	VT	LM	LM	LM	LM
	2K31	9S77 C	1Y39	2K31	2T39	2K33	1F24 F	1U37 B	1H24 D	2T41	1Y41	2K33	2K35	9S80 E	1Y43	2K35	2T43	2K37
	□	□ □	□	□	□	□	□ □	□	□ □	□	□	□	□	□ □	□	□	□	□
London Euston (EUS) d	1309	1316	1323		1324	1339	1343	1346	1353	1354	1356		1409	1416	1423		1424	1439
Wembley Central (WMB) d					1336	1351				1406			1421				1436	1451
Harrow & Wealdstone (HRW) d	1321				1336	1351				1406			1421				1436	1451
Bushey (BSH) d	1327					1356							1426					1456
Watford Junction (WFJ) a	1329		1337		1342	1359				1412			1429		1437		1442	1459
Watford Junction (WFJ) d	1330	1331u	1338		1343	1400				1413			1430	1431u	1438		1443	1500
Kings Langley (KGL) d	1335					1405							1435					1505
Apsley (APS) d	1339					1409							1439					1509
Hemel Hempstead (HML) d	1342				1351	1412				1421			1442				1451	1512
Berkhamsted (BKM) d	1347				1356	1417				1426			1447				1456	1517
Tring (TRI) d	1352				1402a	1422				1432a			1452				1502a	1522
Cheddington (CED) d	1357			←		1427							1457			←		1527
Leighton Buzzard (LBZ) d	1402		1355	1402		1432						1425	1432	1502		1455	1502	1532
Bletchley (BLY) d	→		1402	1409								1432	1439	→		1502	1509	→
Milton Keynes Central (MKC) a		1350	1407	1415			1414	1418	1423			1437	1445		1450	1507	1515	
Milton Keynes Central (MKC) d		1352	1408					1419	1424			1438			1452	1508		
Wolverton (WOL) d			1412									1442				1512		
Northampton (NMP) a			1425									1455				1525		
Northampton (NMP) d			1441									1510				1540		
Long Buckby (LBK) d			1453									1522				1552		
Rugby (RUG) a		1414	1504					1442	1445			1533			1513	1602		
Coventry (COV) a		1425	1515									1544			1525	1614		
Birmingham International (BHI) a		1436	1533									1603			1536	1633		
Birmingham New Street (BHM) a		1448	1544									1614			1548	1644		

Operator Train ID Days of operation/Notes 1st Class/Reservations/Bus Catering facilities	VT	LM	VT	LM	LM	LM	LM	VT	LM	LM	LM	VT	LM	VT	LM	VT	LM	LM	
	1F26 F	1U39 B	1H27 D	2T45	1Y45	2K37	2K39	9S85 C	1Y47	2K39	2T47	9G30	2K41	1F28 F	1U41 B	1H30 D	2T49	1Y49	
	□ □	□	□ □	□	□	□	□	□ □	□	□	□	□ □	□	□ □	□	□ □	□	□	
London Euston (EUS) d	1443	1446	1453	1454	1456		1509	1516	1523		1524	1536	1539	1543	1546	1553	1554	1556	
Wembley Central (WMB) d																			
Harrow & Wealdstone (HRW) d				1506			1521				1536		1551				1606		
Bushey (BSH) d							1526						1556						
Watford Junction (WFJ) a				1512			1529		1537		1542		1559				1613		
Watford Junction (WFJ) d				1513			1530		1538		1543	1551u	1600				1613		
Kings Langley (KGL) d							1535						1605						
Apsley (APS) d							1539						1609						
Hemel Hempstead (HML) d					1521		1542				1551		1612				1621		
Berkhamsted (BKM) d					1526		1547				1556		1617				1626		
Tring (TRI) d					1532a		1552				1602a		1622				1633a		
Cheddington (CED) d						→	1557			→			1627						
Leighton Buzzard (LBZ) d						1525	1532	1602		1555	1602		1632					1625	
Bletchley (BLY) d						1532	1539	→		1602	1609							1632	
Milton Keynes Central (MKC) a	1514	1518	1523			1537	1545		1546	1607	1615			1614	1618	1623		1637	
Milton Keynes Central (MKC) d		1519	1524						1548	1608						1619	1624		1638
Wolverton (WOL) d										1612								1642	
Northampton (NMP) a							1555			1625								1655	
Northampton (NMP) d							1610			1640								1706	
Long Buckby (LBK) d							1622			1652								1718	
Rugby (RUG) a		1542	1545						1609	1702					1642	1645		1728	
Coventry (COV) a							1644			1621	1714		1634					1744	
Birmingham International (BHI) a							1703			1636	1733		1645					1803	
Birmingham New Street (BHM) a							1714			1647	1744		1657					1814	

NOTES (see introductory pages for explanation of train operator codes and standard symbols)

- a Arrival time
- d Departure time
- u Stops to pick up only
- B To Crewe, see table 066
- C To Glasgow Central, see table 065
- D To Manchester Piccadilly, see table 065
- E To Edinburgh, see table 168
- F To Liverpool Lime Street, see table 065

London to Milton Keynes, Northampton, Rugby, Coventry and Birmingham

Mondays to Fridays

Operator Train ID Days of operation/Notes 1st Class/Reservations/Bus Catering facilities	LM 2K41	LM 2T51	LM 2K43	VT 9S93 E 1R	LM 1W51	LM 2T53	LM 1Y53	LM 2K43	LM 2T55	LM 2K45	VT 1F30 F 1R	LM 1U43 B	VT 1H33 D 1R	LM 2T57	LM 1Y55	LM 2K45	LM 2T59	LM 2K47
London Euston (EUS) d		1605	1609	1616	1619	1624	1626		1634	1639	1643	1646	1653	1654	1656		1704	1709
Wembley Central (WMB) d																		
Harrow & Wealdstone (HRW) d			1621			1637				1651				1706				1722
Bushey (BSH) d			1627			1642				1657				1712				1727
Watford Junction (WFJ) a		1624	1629			1645			1654	1700				1715			1724	1730
Watford Junction (WFJ) d		1624	1630	1631u	1634u	1646			1654	1700				1716			1725	1730
Kings Langley (KGL) d		1629	1635							1705							1731	1735
Apsley (APS) d			1639						1701	1709								1739
Hemel Hempstead (HML) d		1634	1642			1654			1704	1713				1724			1737	1743
Berkhamsted (BKM) d		1639	1647			1659			1709	1718				1729			1743	1748
Tring (TRI) d		1646a	1652			1706a			1716a	1723				1736a			1748a	1753
Cheddington (CED) d			1657							1728								1758
Leighton Buzzard (LBZ) d		1632	1702				1655	1702									1725	1734
Bletchley (BLY) d		1639					1702	1709									1732	1741
Milton Keynes Central (MKC) a		1645		1650	1656		1707	1715				1714	1718			1737	1747	
Milton Keynes Central (MKC) d				1652	1658		1710					1719	1724u			1738		
Wolverton (WOL) d							1714									1742		
Northampton (NMP) a					1714		1727									1755		
Northampton (NMP) d							1741									1806		
Long Buckby (LBK) d							1752									1818		
Rugby (RUG) a				1713			1802					1742	1745			1830		
Coventry (COV) a				1725			1814									1844		
Birmingham International (BHI) a				1736			1833									1903		
Birmingham New Street (BHM) a				1748			1844									1914		

Operator Train ID Days of operation/Notes 1st Class/Reservations/Bus Catering facilities	VT 9G35	LM 1W57	LM 2T61	LM 1Y59	LM 2K47	LM 2B49	LM 2K49	LM 1U45 B	VT 1H35 D 1R	LM 2T63	LM 1Y61	LM 2B49	LM 2K49	LM 2B51	LM 2K51	VT 9J38 J 1R	LM 1W63	LM 2T65	
London Euston (EUS) d	1716	1719	1724	1726		1734	1739	1746	1753	1754	1756				1806	1809	1816	1819	1824
Wembley Central (WMB) d																			
Harrow & Wealdstone (HRW) d			1736				1751			1806					1822				1836
Bushey (BSH) d			1741				1757			1811					1828				1841
Watford Junction (WFJ) a			1744				1754	1759		1814					1825	1831			1844
Watford Junction (WFJ) d	1731u	1735u	1744				1754	1800		1814					1826	1831	1831u	1835u	1844
Kings Langley (KGL) d							1805								1831	1836			
Apsley (APS) d							1801	1809							1840				
Hemel Hempstead (HML) d			1752				1805	1812		1822					1837	1844			1852
Berkhamsted (BKM) d			1757				1810	1817		1827					1843	1849			1857
Tring (TRI) d			1803a				1816	1822		1833a					1848	1854			1903a
Cheddington (CED) d							1827								1900				
Leighton Buzzard (LBZ) d				1755	1803	1828	1832			1824	1828	1832	1858	1905					
Bletchley (BLY) d				1802	1810					1831	1835a	1840							
Milton Keynes Central (MKC) a	1751	1756		1807	1816			1818		1836		1846					1851	1856	
Milton Keynes Central (MKC) d	1752	1758		1808				1819	1824u		1839						1852	1858	
Wolverton (WOL) d				1812						1843									
Northampton (NMP) a		1814		1825						1855								1916	
Northampton (NMP) d				1840						1906									
Long Buckby (LBK) d				1852						1917									
Rugby (RUG) a	1814			1902				1842	1845		1928						1914		
Coventry (COV) a	1825			1914						1944							1925		
Birmingham International (BHI) a	1836			1933						2003							1936		
Birmingham New Street (BHM) a	1848			1945						2013							1948		

NOTES (see introductory pages for explanation of train operator codes and standard symbols)

- a Arrival time
- d Departure time
- u Stops to pick up only
- B To Crewe, see table 066
- D To Manchester Piccadilly, see table 065
- E To Edinburgh, see table 168
- F To Liverpool Lime Street, see table 065
- J To Shrewsbury, see table 064

London to Milton Keynes, Northampton, Rugby, Coventry and Birmingham

Mondays to Fridays

Operator Train ID Days of operation/Notes 1st Class/Reservations/Bus Catering facilities	LM	LM	LM	LM	LM	LM	VT	LM	LM	LM	LM	LM	VT	LM	LM	LM	LM	VT
	1Y65	2B51	2K51	2B53	2K53	1U47 B	1H38 D	2T67	1Y67	2B53	2K53	2K55	9G41	1Y69	2K55	2T69	2K57	1F36 F
	□	□	□	□	□	□	□	□	□	□	□	□	□	□	□	□	□	□
London Euston (EUS)	1826			1834	1839	1846	1853	1854	1856			1909	1916	1923		1924	1939	1943
Wembley Central (WMB)																		
Harrow & Wealdstone (HRW)					1851			1906				1921				1936	1951	
Bushey (BSH)					1857			1911				1926					1956	
Watford Junction (WFJ)				1853	1900			1914				1929		1937		1943	1959	
Watford Junction (WFJ)				1854	1900			1914				1930	1931u	1938		1944	2000	
Kings Langley (KGL)					1905							1935					2005	
Apsley (APS)				1901	1909							1939					2009	
Hemel Hempstead (HML)				1904	1912			1922				1942				1952	2012	
Berkhamsted (BKM)				1911	1917			1927				1947				1957	2017	
Tring (TRI)				1917	1923			1933a				1952				2004a	2022	
Cheddington (CED)					1928							1957					2027	
Leighton Buzzard (LBZ)	1854	1858	1905	1928	1933				1924	1928	1933	2002		1955	2002		2032	
Bletchley (BLY)	1901	1907a	1913						1931	1935a	1941			2002	2009			2014
Milton Keynes Central (MKC)	1906		1919			1918			1936		1947		1951	2007	2015			2014
Milton Keynes Central (MKC)	1907					1919	1924u		1937				1952	2008				
Wolverton (WOL)									1941					2012				
Northampton (NMP)	1924								1954					2025				
Northampton (NMP)	1940								2010					2040				
Long Buckby (LBK)	1952								2022					2052				
Rugby (RUG)	2002					1942	1945		2033				2014	2102				
Coventry (COV)	2014								2044				2025	2114				
Birmingham International (BHI)	2033								2103				2036	2133				
Birmingham New Street (BHM)	2045								2114				2048	2145				






Operator Train ID Days of operation/Notes 1st Class/Reservations/Bus Catering facilities	LM	VT	LM	LM	LM	VT	LM	VT	LM	LM	LM	LM	VT	LM	LM	VT	LM	LM
	1U49 B	1H41 D	2T71	1Y71	2K57	9G43 A	2K59	1H75 D	1Y73	2K59	2B59	2K61	1F38 F	2K61	1U51 B	1H44 D	1Y75	2B61
	□	□	□	□	□	□	□	□	□	□	□	□	□	□	□	□	□	□
London Euston (EUS)	1946	1953	1954	1956		2006	2009	2016	2023		2024	2039	2043		2046	2053	2056	2054
Wembley Central (WMB)																		
Harrow & Wealdstone (HRW)			2006								2038	2051						2107
Bushey (BSH)											2028	2056						
Watford Junction (WFJ)			2012						2037		2044	2059						2113
Watford Junction (WFJ)			2013						2037	2031u	2038	2045	2059					2114
Kings Langley (KGL)												2104						
Apsley (APS)												2108						
Hemel Hempstead (HML)			2021								2053	2111						2122
Berkhamsted (BKM)			2026								2058	2116						2127
Tring (TRI)			2032a								2054	2103	2121					2132
Cheddington (CED)											2059	2126						
Leighton Buzzard (LBZ)				2025	2032				2054	2104	2112	2131		2131			2125	2143
Bletchley (BLY)				2032	2039				2101	2111	2120a			2138			2132	2150a
Milton Keynes Central (MKC)	2018	2023		2037	2045	2036		2050	2106	2117			2114	2144	2118	2123	2137	
Milton Keynes Central (MKC)	2019	2024		2038		2037		2052	2107						2119	2124	2138	
Wolverton (WOL)				2042					2111								2142	
Northampton (NMP)				2054					2123								2154	
Northampton (NMP)				2107					2132								2216	
Long Buckby (LBK)				2119					2143								2227	
Rugby (RUG)	2042	2045		2130					2153						2142	2145	2240	
Coventry (COV)				2144		2104			2211								2251	
Birmingham International (BHI)				2203		2115			2233								2312	
Birmingham New Street (BHM)				2214		2127			2243								2324	






NOTES (see introductory pages for explanation of train operator codes and standard symbols)

- a Arrival time
- d Departure time
- u Stops to pick up only
- A To Wolverhampton, see table 064
- B To Crewe, see table 066
- D To Manchester Piccadilly, see table 065
- F To Liverpool Lime Street, see table 065

London to Milton Keynes, Northampton, Rugby, Coventry and Birmingham

Mondays to Fridays

Operator Train ID Days of operation/Notes 1st Class/Reservations/Bus Catering facilities	VT 9G46 A 1 1 1 1 1 1	SN 2M97 K 1	LM 2K63 1 1	VT 1P09 L 1 1 1 1 1 1	LM 1Y77 1 1	LM 2K63 1 1	LM 2K65 1 1	VT 1H45 D 1 1 1 1 1 1	VT 9G47 A 1 1 1 1 1 1	LM 1U53 B 1	LM 1Y81 1 1	LM 2K67 1 1	VT 1F39 F 1 1 1 1 1 1	VT 1H01 D 1 1 1 1 1 1	LM 2N67 1 1	VT 9G48 A 1 1 1 1 1 1	LM 2N69 1 1	VT 9G49 FX A 1 1 1 1 1 1
London Euston (EUS)  d	2106		2106	2110	2123		2124	2133	2136	2146	2150	2153	2200	2203	2209	2230	2239	2300
Wembley Central (WMB)  d		2108																
Harrow & Wealdstone (HRW)  d		2112	2118				2136					2205			2221		2252	
Bushey (BSH) d			2124									2210			2226		2257	
Watford Junction (WFJ) a	2119	2127		2138		2143					2204	2213			2229		2300	
Watford Junction (WFJ) d		2119	2127	2125u	2139		2144		2151u		2205	2213			2229	2246u	2300	2318u
Kings Langley (KGL) d			2132									2218			2234		2305	
Apsley (APS) d			2136									2222			2238		2309	
Hemel Hempstead (HML) d		2127a	2140				2152					2225			2241		2312	
Berkhamsted (BKM) d			2145				2158					2231			2246		2317	
Tring (TRI) d			2150				2203					2236			2251		2322	
Cheddington (CED) d			2155									2241					2327	
Leighton Buzzard (LBZ) d			2201		2156	2201	2214					2222	2246		2301		2334	
Bletchley (BLY) d					2203	2208	2221					2229	2253		2308		2341	
Milton Keynes Central (MKC) a	2136				2208	2214	2227	2204		2218	2234	2258	2239		2316	2328	2347	2356
Milton Keynes Central (MKC) d	2137				2208				2211u	2219	2235			2245u	2317	2329	2348	2358
Wolverton (WOL) d					2212						2239				2321		2354	
Northampton (NMP) a					2225						2255				2334		0007	
Northampton (NMP) d											2312							
Long Buckby (LBK) d											2323							
Rugby (RUG) a				2203					2232	2242	2334			2307		2358		0030
Coventry (COV) a	2204									2242	2344					0009		0040
Birmingham International (BHI)  a	2215									2253	0003					0020		0050
Birmingham New Street (BHM)  a	2227									2305	0023					0033		0102

Operator Train ID Days of operation/Notes 1st Class/Reservations/Bus Catering facilities	VT 9G49 FO A 1 1 1 1 1 1	LM 2N71 1	VT 9G50 FX A 1 1 1 1 1 1	VT 9G50 FO A 1 1 1 1 1 1	LM 2N73 1	LM 2N75 TFM 1	LM 2N75 SM 1	LM 2N77 TFM 1	LM 2N77 SM 1	LM 2K83 TSM 1
London Euston (EUS)  d	2300	2309	2330	2330	2342	0009	0009	0039	0039	0139
Wembley Central (WMB)  d					2358	0021	0021	0051	0051	0151
Harrow & Wealdstone (HRW)  d		2321			0004	0026	0026	0057	0057	
Bushey (BSH) d					0006	0029	0029	0059	0059	0157
Watford Junction (WFJ) a		2329			0007	0029	0029	0100	0100	0158
Watford Junction (WFJ) d	2318u	2329			0007	0029	0029	0100	0100	0158
Kings Langley (KGL) d		2334				0034	0034	0104	0104	0203
Apsley (APS) d		2338				0038	0038	0108	0108	0207
Hemel Hempstead (HML) d		2341			0014	0041	0041	0111	0111	0210
Berkhamsted (BKM) d		2348			0019	0046	0046	0116	0116	0215
Tring (TRI) d		2353			0024	0053	0051	0121	0121	0220
Cheddington (CED) d		2358				0058	0056	0126	0128	
Leighton Buzzard (LBZ) d		0003			0035	0103	0103	0133	0133	0230
Bletchley (BLY) d		0010			0042	0110	0110	0140	0140	0237
Milton Keynes Central (MKC) a	2356	0018	0027	0027	0050	0115	0118	0145	0145	0246
Milton Keynes Central (MKC) d	2358	0019	0029	0029	0050	0116	0119	0146	0146	
Wolverton (WOL) d		0023			0054	0120	0123	0150	0150	
Northampton (NMP) a		0036			0108	0132	0136	0202	0203	
Northampton (NMP) d										
Long Buckby (LBK) d										
Rugby (RUG) a	0051		0058	0108						
Coventry (COV) a	0101		0109	0119						
Birmingham International (BHI)  a	0111		0120	0129						
Birmingham New Street (BHM)  a	0123		0132	0142						

NOTES (see introductory pages for explanation of train operator codes and standard symbols)

- a Arrival time
- d Departure time
- u Stops to pick up only
- A To Wolverhampton, see table 064
- B To Crewe, see table 066
- D To Manchester Piccadilly, see table 065
- F To Liverpool Lime Street, see table 065
- K From East Croydon, see table 168
- L To Preston, see table 065
- FO Fridays only
- FX Not Fridays
- SM Saturday mornings
- TFM Tuesday to Friday mornings
- TSM Tuesday to Saturday mornings

London to Milton Keynes, Northampton, Rugby, Coventry and Birmingham

Saturdays

Operator Train ID Days of operation/Notes 1st Class/Reservations/Bus Catering facilities	LM 2N71	VT 9G50 A [R] [X]	LM 2N73	LM 2N75	LM 2N77	LM 2K99	LM 2Y01	LM 2U19 B [R]	LM 2Y05	LM 2Y32	LM 2U21 B [R]	LM 2Y07	LM 2Y09	LM 2Y03	VT 1S37 C [R] [X]	LM 2Y03	LM 2K03	VT 9S44 D [R] [X]
London Euston (EUS) [15] d				0009	0039	0139								0539	0603		0609	0616
Wembley Central (WMB) [15] d																		
Harrow & Wealdstone (HRW) [15] d				0021	0051	0151								0551			0622	
Bushey (BSH) d			0004	0026	0057												0627	
Watford Junction (WFJ) a			0006	0029	0059	0157								0557			0629	
Watford Junction (WFJ) d			0007	0029	0100	0158								0558	0618u		0630	0631u
Kings Langley (KGL) d				0034	0104	0203								0602			0635	
Apsley (APS) d				0038	0108	0207								0606			0639	
Hemel Hempstead (HML) d			0014	0041	0111	0210								0609			0642	
Berkhamsted (BKM) d			0019	0046	0116	0215								0614			0647	
Tring (TRI) d			0024	0051	0121	0220								0619			0652	
Cheddington (CED) d				0056	0128									0624			0657	
Leighton Buzzard (LBZ) d	0003		0035	0103	0133	0230								0629			0702	
Bletchley (BLY) d	0010		0042	0110	0140	0237								0636				
Milton Keynes Central (MKC) a	0018		0050	0118	0145	0246								0641	0637	←		0650
Milton Keynes Central (MKC) d	0019	0029	0050	0119	0146					0537				0641	0638	0641		0652
Wolverton (WOL) d	0023		0054	0123	0150					0541						0645		
Northampton (NMP) a	0036		0108	0136	0203					0553				←		0658		
Northampton (NMP) d							0510	0515	0542		0602	0611	0642				0710	
Long Buckby (LBK) d							0522	0526	0553		0613	0622	0653				0722	
Rugby (RUG) a		0108					0532	0537	0604		0624	0634	0703		0659	0732		0713
Coventry (COV) a		0119					0543		0614			0645	0714				0744	0725
Birmingham International (BHI) ← a		0129					0601		0633			0704	0733				0803	0736
Birmingham New Street (BHM) [12] a		0142					0612		0645			0715	0744				0815	0748

Operator Train ID Days of operation/Notes 1st Class/Reservations/Bus Catering facilities	LM 1Y09	LM 2K03	LM 2T05	VT 1H61 E [R] [X]	VT 1F11 F [R] [X]	LM 2K05	LM 1U23 B [R]	VT 1H03 E [R] [X]	LM 1Y13	LM 2K07	VT 9P47 G [R] [X]	LM 1Y15	LM 2K07	LM 2T09	LM 2K09	VT 1F12 F [R] [X]	LM 1U25 B [R]	VT 1H06 E [R] [X]
London Euston (EUS) [15] d	0621		0622	0629	0633	0636	0643	0646		0709	0716	0723		0724	0739	0743	0746	0753
Wembley Central (WMB) [15] d																		
Harrow & Wealdstone (HRW) [15] d			0634			0648				0721				0736	0751			
Bushey (BSH) d						0654				0726				0756				
Watford Junction (WFJ) a	0635		0640			0656				0729		0737		0743	0759			
Watford Junction (WFJ) d	0636		0641			0657		0701u		0730	0731u	0738		0743	0800			
Kings Langley (KGL) d						0702				0735					0805			
Apsley (APS) d						0706				0739					0809			
Hemel Hempstead (HML) d			0649			0709				0742				0751	0812			
Berkhamsted (BKM) d			0654			0714				0747				0756	0817			
Tring (TRI) d			0700a			0719				0752				0802a	0822			
Cheddington (CED) d						0724				0757			←		0827			
Leighton Buzzard (LBZ) d	0652	0702				0729				0802		0755	0802		0832			
Bletchley (BLY) d	0659	0709				0736				←		0802	0809		←			
Milton Keynes Central (MKC) a	0704	0715		0659	0704	0742	0715	0720			0750	0807	0815			0814	0818	0823
Milton Keynes Central (MKC) d	0705						0716	0721	0738		0752	0808					0819	0824
Wolverton (WOL) d	0709								0742			0812						
Northampton (NMP) a	0722								0755			0825						
Northampton (NMP) d	0740								0810			0840						
Long Buckby (LBK) d	0752								0822			0852						
Rugby (RUG) a	0802						0739	0743	0833		0813	0902					0842	0845
Coventry (COV) a	0814								0844		0825	0914						
Birmingham International (BHI) ← a	0833								0903		0836	0933						
Birmingham New Street (BHM) [12] a	0846								0914		0848	0945						

NOTES (see introductory pages for explanation of train operator codes and standard symbols)

- a Arrival time
- d Departure time
- u Stops to pick up only
- A To Wolverhampton, see table 064
- B To Crewe, see table 066
- C To Glasgow Central, see table 065
- D To Edinburgh, see table 065
- E To Manchester Piccadilly, see table 065
- F To Liverpool Lime Street, see table 065
- G To Blackpool North, see table 065

London to Milton Keynes, Northampton, Rugby, Coventry and Birmingham

Saturdays

Operator Train ID Days of operation/Notes 1st Class/Reservations/Bus Catering facilities	LM 2T11	LM 1Y17	LM 2K09	LM 2K11	VT 9G08	LM 1Y19	LM 2K11	LM 2T13	LM 2K13	VT 1F14 F	LM 1U27 B	VT 1H09 E	LM 2T15	LM 1Y21	LM 2K13	LM 2K15	VT 9S55 C	LM 1Y23
	□	□	□	□	□ □	□	□	□	□	□ □	□	□ □	□	□	□	□	□ □	□
London Euston (EUS) d	0754	0756		0809	0816	0823		0824	0839	0843	0846	0853	0854	0856		0909	0916	0923
Wembley Central (WMB) d				0821				0836	0851				0906			0921		
Harrow & Wealdstone (HRW) d	0806			0826				0856								0926		
Bushey (BSH) d				0829		0837		0842	0859				0912			0929		0937
Watford Junction (WFJ) a	0812			0830	0831u	0838		0843	0900				0913			0930	0931u	0938
Kings Langley (KGL) d				0835					0905							0935		
Apsley (APS) d				0839					0909							0939		
Hemel Hempstead (HML) d	0821			0842				0851	0912				0921			0942		
Berkhamsted (BKM) d	0826			0847				0856	0917				0926			0947		
Tring (TRI) d	0832a			0852				0902a	0922				0932a			0952		
Cheddington (CED) d			←	0857		←		0927							←	0957		
Leighton Buzzard (LBZ) d	0825	0832		0902		0856	0902		0932				0925	0932	0939	1002		0956
Bletchley (BLY) d	0832	0839	→			0903	0909		→					0932	0939	→		1003
Milton Keynes Central (MKC) a	0837	0845		0851	0908	0915			0914	0918	0923		0937	0945		0950	1008	
Milton Keynes Central (MKC) d	0838			0852	0909					0919	0924		0938			0952	1009	
Wolverton (WOL) d	0842				0913								0942				1013	
Northampton (NMP) a	0855				0925								0955				1025	
Northampton (NMP) d	0910				0940								1010				1040	
Long Buckby (LBK) d	0922				0952								1022				1052	
Rugby (RUG) a	0932			0914	1002					0942	0945		1032			1013	1102	
Coventry (COV) a	0944			0925	1014								1044			1025	1114	
Birmingham International (BHI) a	1003			0936	1033								1103			1036	1133	
Birmingham New Street (BHM) a	1014			0948	1045								1115			1048	1145	

Operator Train ID Days of operation/Notes 1st Class/Reservations/Bus Catering facilities	LM 2K15	LM 2T17	LM 2K17	VT 1F16 F	LM 1U29 B	VT 1H12 E	LM 2T19	LM 1Y25	LM 2K17	LM 2K19	VT 9S60 D	LM 1Y27	LM 2K19	LM 2T21	LM 2K21	VT 1F18 F	LM 1U31 B	VT 1H15 E
	□	□	□	□ □	□	□ □	□	□	□	□	□ □	□	□	□	□	□ □	□	□ □
London Euston (EUS) d		0924	0939	0943	0946	0953	0954	0956		1009	1016	1023		1024	1039	1043	1046	1053
Wembley Central (WMB) d							1006			1021				1036	1051			
Harrow & Wealdstone (HRW) d		0936	0951							1026				1056				
Bushey (BSH) d			0956							1029		1037		1042	1059			
Watford Junction (WFJ) a		0942	0959				1012			1029		1037		1042	1059			
Watford Junction (WFJ) d		0943	1000				1013			1030	1031u	1038		1043	1100			
Kings Langley (KGL) d			1005							1035				1043	1105			
Apsley (APS) d			1009							1039				1043	1109			
Hemel Hempstead (HML) d		0951	1012				1021			1042				1051	1112			
Berkhamsted (BKM) d		0956	1017				1026			1047				1056	1117			
Tring (TRI) d		1002a	1022				1032a			1052				1102a	1122			
Cheddington (CED) d	→		1027						→	1057			→	1102a	1127			
Leighton Buzzard (LBZ) d	1002		1032					1025	1032	1102		1056	1102		1132			
Bletchley (BLY) d	1009		→					1032	1039	→		1103	1109		→			
Milton Keynes Central (MKC) a	1015			1014	1018	1023		1037	1045		1050	1108	1115			1114	1118	1123
Milton Keynes Central (MKC) d					1019	1024		1038			1052	1109					1119	1124
Wolverton (WOL) d								1042				1113						
Northampton (NMP) a								1055				1125						
Northampton (NMP) d								1110				1140						
Long Buckby (LBK) d								1122				1152						
Rugby (RUG) a					1042	1045		1132			1113	1203					1142	1145
Coventry (COV) a								1144			1125	1214						
Birmingham International (BHI) a								1203			1136	1233						
Birmingham New Street (BHM) a								1214			1148	1245						

NOTES (see introductory pages for explanation of train operator codes and standard symbols)

- a Arrival time
- d Departure time
- u Stops to pick up only
- B To Crewe, see table 066
- C To Glasgow Central, see table 065
- D To Edinburgh, see table 065
- E To Manchester Piccadilly, see table 065
- F To Liverpool Lime Street, see table 065

London to Milton Keynes, Northampton, Rugby, Coventry and Birmingham

Saturdays

Operator Train ID Days of operation/Notes 1st Class/Reservations/Bus Catering facilities	LM	LM	LM	LM	VT	LM	LM	LM	LM	VT	LM	VT	LM	LM	LM	LM	VT	LM
	2T23	1Y29	2K21	2K23	9P65 G	1Y31	2K23	2T25	2K25	1F20 F	1U33 B	1H18 E	2T27	1Y33	2K25	2K27	9S70 D	1Y35
	□	□	□	□	□ □	□	□	□	□	□ □	□	□ □	□	□	□	□	□ □	□
London Euston (EUS) d	1054	1056		1109	1116	1123		1124	1139	1143	1146	1153	1154	1156		1209	1216	1223
Wembley Central (WMB) d																		
Harrow & Wealdstone (HRW) d	1106			1121				1136	1151				1206			1221		
Bushey (BSH) d				1126					1156							1226		
Watford Junction (WFJ) a	1112			1129		1137		1142	1159				1212			1229		1237
Watford Junction (WFJ) d	1113			1130	1131u	1138		1143	1200				1213			1230	1231u	1238
Kings Langley (KGL) d				1135					1205							1235		
Apsley (APS) d				1139					1209							1239		
Hemel Hempstead (HML) d	1121			1142				1151	1212				1221			1242		
Berkhamsted (BKM) d	1126			1147				1156	1217				1226			1247		
Tring (TRI) d	1132a			1152				1202a	1222				1232a			1252		
Cheddington (CED) d				1157					1227							1257		
Leighton Buzzard (LBZ) d	1125	1132	↔	1202		1156	↔	1202	1232					1225	↔	1232	1302	1256
Bletchley (BLY) d	1132	1139	↔			1203		1209		↔				1232	↔	1239		1303
Milton Keynes Central (MKC) a		1137	1145		1150	1208	1215			1214	1218	1223		1237	1245		1250	1308
Milton Keynes Central (MKC) d		1138			1152	1209					1219	1224		1238			1252	1309
Wolverton (WOL) d		1142				1213								1242				1313
Northampton (NMP) a		1155				1225								1255				1325
Northampton (NMP) d		1210				1240								1310				1340
Long Buckby (LBK) d		1222				1252								1322				1352
Rugby (RUG) a		1232			1213	1302					1242	1245		1332			1313	1402
Coventry (COV) a		1244			1225	1314								1344			1325	1414
Birmingham International (BHI) a		1303			1236	1333								1403			1336	1433
Birmingham New Street (BHM) a		1314			1248	1344								1414			1348	1444

Operator Train ID Days of operation/Notes 1st Class/Reservations/Bus Catering facilities	LM	LM	LM	VT	LM	VT	LM	LM	LM	LM	VT	LM	LM	LM	LM	VT	LM	VT
	2K27	2T29	2K29	1F22 F	1U35 B	1H21 E	2T31	1Y37	2K29	2K31	9S77 C	1Y39	2K31	2T33	2K33	1F24 F	1U37 B	1H24 E
	□	□	□	□ □	□	□ □	□	□	□	□	□ □	□	□	□	□	□ □	□	□ □
London Euston (EUS) d		1224	1239	1243	1246	1253	1254	1256		1309	1316	1323		1324	1339	1343	1346	1353
Wembley Central (WMB) d																		
Harrow & Wealdstone (HRW) d		1236	1251				1306			1321				1336	1351			
Bushey (BSH) d			1256							1326					1356			
Watford Junction (WFJ) a		1242	1259				1312			1329		1337		1342	1359			
Watford Junction (WFJ) d		1243	1300				1313			1330	1331u	1338		1343	1400			
Kings Langley (KGL) d			1305							1335					1405			
Apsley (APS) d			1309							1339					1409			
Hemel Hempstead (HML) d		1251	1312				1321			1342				1351	1412			
Berkhamsted (BKM) d		1256	1317				1326			1347				1356	1417			
Tring (TRI) d		1302a	1322				1332a			1352				1402a	1422			
Cheddington (CED) d	↔		1327						↔	1357			↔		1427			
Leighton Buzzard (LBZ) d	1302		1332					1325	1332	1402		1356	1402		1432			
Bletchley (BLY) d	1309		↔					1332	1339	↔		1403	1409		↔			
Milton Keynes Central (MKC) a	1315			1314	1318	1323		1337	1345			1350	1408	1415		1414	1418	1423
Milton Keynes Central (MKC) d					1319	1324		1338				1352	1409				1419	1424
Wolverton (WOL) d								1342					1413					
Northampton (NMP) a								1355					1425					
Northampton (NMP) d								1410					1440					
Long Buckby (LBK) d								1422					1452					
Rugby (RUG) a					1342	1345		1432				1413	1502				1442	1445
Coventry (COV) a								1444				1425	1514					
Birmingham International (BHI) a								1503				1436	1533					
Birmingham New Street (BHM) a								1514				1448	1544					

NOTES (see introductory pages for explanation of train operator codes and standard symbols)

- a Arrival time
- d Departure time
- u Stops to pick up only
- B To Crewe, see table 066
- C To Glasgow Central, see table 065
- D To Edinburgh, see table 065
- E To Manchester Piccadilly, see table 065
- F To Liverpool Lime Street, see table 065
- G To Blackpool North, see table 065

London to Milton Keynes, Northampton, Rugby, Coventry and Birmingham

Saturdays

Operator Train ID Days of operation/Notes 1st Class/Reservations/Bus Catering facilities	LM 2T35	LM 1Y41	LM 2K33	LM 2K35	VT 9S80 D	LM 1Y43	LM 2K35	LM 2T37	LM 2K37	VT 1F26 F	LM 1U39 B	VT 1H27 E	LM 2T39	LM 1Y45	LM 2K37	LM 2K39	VT 9S85 C	LM 1Y47
	□	□	□	□	□ □ _R ☒	□	□	□	□	□ □ _R ☒	□	□ □ _R ☒	□	□	□	□	□ □ _R ☒	□
London Euston (EUS) d	1354	1356		1409	1416	1423		1424	1439	1443	1446	1453	1454	1456		1509	1516	1523
Wembley Central (WMB) d				1421				1436	1451				1506			1521		
Harrow & Wealdstone (HRW) d	1406			1426				1456	1517				1526			1547		
Bushey (BSH) d				1429				1459	1512				1529			1542		
Watford Junction (WFJ) a	1412			1430	1431u	1438		1443	1500				1513			1530	1531u	1538
Watford Junction (WFJ) d	1413			1435				1505	1512				1521			1535		
Kings Langley (KGL) d				1439				1509	1517				1526			1539		
Apsley (APS) d				1442				1451	1512				1521			1542		
Hemel Hempstead (HML) d	1421			1447				1456	1517				1526			1547		
Berkhamsted (BKM) d	1426			1452				1502a	1522				1532a			1552		
Tring (TRI) d	1432a			1457				1527	1532				1532a			1557		
Cheddington (CED) d			←	1502		←		1532	1532				1532	←	1532	1602		1556
Leighton Buzzard (LBZ) d	1425	1432		1503		1509		1514	1518		1523		1537	1545		1550	1608	1566
Bletchley (BLY) d	1432	1439	→	1508		1515		1519	1524		1524		1538	1545		1552	1609	1603
Milton Keynes Central (MKC) a	1437	1445		1513		1602		1542	1546		1546		1622	1632		1613	1702	1603
Milton Keynes Central (MKC) d	1438			1513		1602		1542	1546		1546		1622	1632		1613	1702	1603
Wolverton (WOL) d	1442			1513		1602		1542	1546		1546		1622	1632		1613	1702	1603
Northampton (NMP) a	1455			1513		1602		1542	1546		1546		1622	1632		1613	1702	1603
Northampton (NMP) d	1510			1513		1602		1542	1546		1546		1622	1632		1613	1702	1603
Long Buckby (LBK) d	1522			1513		1602		1542	1546		1546		1622	1632		1613	1702	1603
Rugby (RUG) a	1532			1513		1602		1542	1546		1546		1622	1632		1613	1702	1603
Coventry (COV) a	1544			1525		1614							1644			1625	1714	1652
Birmingham International (BHI) a	1603			1536		1633							1703			1636	1733	1652
Birmingham New Street (BHM) a	1614			1548		1644							1714			1648	1744	1652

Operator Train ID Days of operation/Notes 1st Class/Reservations/Bus Catering facilities	LM 2K39	LM 2T41	LM 2K41	VT 1F28 F	LM 1U41 B	VT 1H30 E	LM 2T43	LM 1Y49	LM 2K41	LM 2K43	VT 9S93 D	LM 2T45	LM 1Y51	LM 2K43	LM 2K45	VT 1F30 F	LM 1U43 B	VT 1H33 E
	□	□	□	□ □ _R ☒	□	□ □ _R ☒	□	□	□	□	□ □ _R ☒	□	□	□	□	□ □ _R ☒	□	□ □ _R ☒
London Euston (EUS) d		1524	1539	1543	1546	1553	1554	1556		1609	1616	1624	1626		1639	1643	1646	1653
Wembley Central (WMB) d										1621		1636			1651			
Harrow & Wealdstone (HRW) d		1536	1551				1606			1627		1636			1656			
Bushey (BSH) d			1556							1629		1642			1659			
Watford Junction (WFJ) a		1542	1559				1612			1629		1642			1659			
Watford Junction (WFJ) d		1543	1600				1613			1630	1631u	1643			1659			
Kings Langley (KGL) d			1605							1635		1643			1704			
Apsley (APS) d			1609							1639		1643			1708			
Hemel Hempstead (HML) d		1551	1612				1621			1642		1651			1711			
Berkhamsted (BKM) d		1556	1617				1626			1647		1656			1716			
Tring (TRI) d		1602a	1622				1632a			1652		1702a			1721			
Cheddington (CED) d	←		1627						←	1657			←		1727			
Leighton Buzzard (LBZ) d	1602		1632					1625	1632	1702			1655	1702	1732			
Bletchley (BLY) d	1609		→					1632	1639	→			1702	1709	→			
Milton Keynes Central (MKC) a	1615			1614	1618	1623	1637	1645			1650		1707	1715		1714	1718	1723
Milton Keynes Central (MKC) d				1619	1624	1638	1637	1645			1652		1708			1719	1724	
Wolverton (WOL) d							1642						1712					
Northampton (NMP) a							1655						1725					
Northampton (NMP) d							1710						1740					
Long Buckby (LBK) d							1722						1752					
Rugby (RUG) a				1642	1645	1732				1713			1802			1742	1745	
Coventry (COV) a							1744				1725		1814					
Birmingham International (BHI) a							1803				1736		1833					
Birmingham New Street (BHM) a							1814				1748		1844					

NOTES (see introductory pages for explanation of train operator codes and standard symbols)

- a Arrival time
- d Departure time
- u Stops to pick up only
- B To Crewe, see table 066
- C To Glasgow Central, see table 065
- D To Edinburgh, see table 065
- E To Manchester Piccadilly, see table 065
- F To Liverpool Lime Street, see table 065

London to Milton Keynes, Northampton, Rugby, Coventry and Birmingham

Saturdays

Operator Train ID Days of operation/Notes 1st Class/Reservations/Bus Catering facilities	LM	LM	LM	LM	VT	LM	LM	LM	LM	VT	LM	VT	LM	LM	LM	LM	VT	LM
	2T47	1Y53	2K45	2K47	9G35	2T49	1Y55	2K47	2K49	1F32 F	1U45 B	1H36 E	2T51	1Y57	2K49	2K51	9J38 H	2T53
	□	□	□	□	□ □	□	□	□	□	□ □	□	□ □	□	□	□	□	□ □	□
London Euston (EUS) d	1654	1656		1709	1716	1724	1726		1739	1743	1746	1753	1754	1756		1809	1816	1822
Wembley Central (WMB) d																		
Harrow & Wealdstone (HRW) d	1706			1721		1736			1751				1806			1821		1834
Bushey (BSH) d				1726					1756							1826		
Watford Junction (WFJ) a	1712			1729		1742			1759				1812			1829		1840
Watford Junction (WFJ) d	1713			1730	1731u	1743			1800				1813			1830	1831u	1841
Kings Langley (KGL) d				1735					1805							1835		
Apsley (APS) d				1739					1809							1839		
Hemel Hempstead (HML) d	1721			1742		1751			1812				1821			1842		1849
Berkhamsted (BKM) d	1726			1747		1756			1817				1826			1847		1854
Tring (TRI) d	1732a			1752		1802a			1822				1833a			1852		1900a
Cheddington (CED) d				1757					1827							1857		
Leighton Buzzard (LBZ) d		1725	1732	1802			1755	1802	1832					1825	1832	1902		
Bletchley (BLY) d		1732	1739				1802	1809						1832	1839			
Milton Keynes Central (MKC) a		1737	1745		1751		1807	1815		1814	1818	1823		1837	1845		1851	
Milton Keynes Central (MKC) d		1738			1752		1808				1819	1824		1838			1852	
Wolverton (WOL) d		1742					1812							1842				
Northampton (NMP) a		1755					1825							1855				
Northampton (NMP) d		1810					1840							1910				
Long Buckby (LBK) d		1822					1852							1922				
Rugby (RUG) a		1832			1814		1902				1842	1845		1932			1914	
Coventry (COV) a		1844			1825		1914							1944			1925	
Birmingham International (BHI) a		1903			1836		1933							2003			1936	
Birmingham New Street (BHM) a		1914			1848		1944							2014			1948	

Operator Train ID Days of operation/Notes 1st Class/Reservations/Bus Catering facilities	LM	LM	LM	VT	LM	VT	LM	LM	LM	LM	VT	LM	LM	LM	VT	LM	LM	LM
	1Y59	2K51	2K53	1F34 F	1U47 B	1H39 E	2T55	1Y61	2K53	2B55	9G41	1Y63	2K57	2B55	1F36 F	2N67	1U49 B	1Y65
	□	□	□	□ □	□	□ □	□	□	□	□	□ □	□	□	□	□ □	□	□	□
London Euston (EUS) d	1826		1839	1843	1846	1853	1854	1856		1909	1916	1920	1919		1937	1939	1940	1946
Wembley Central (WMB) d																		
Harrow & Wealdstone (HRW) d			1851				1906						1931			1951		
Bushey (BSH) d			1856						1923									
Watford Junction (WFJ) a			1859				1912		1926		1934	1937				1957		
Watford Junction (WFJ) d			1900				1913		1926	1931u	1935	1938				1958		
Kings Langley (KGL) d			1905						1931							2003		
Apsley (APS) d			1909													2007		
Hemel Hempstead (HML) d			1912				1921		1936			1946		1946		2010		
Berkhamsted (BKM) d			1917				1926		1941			1951		1951		2015		
Tring (TRI) d			1922				1932a		1946			1957		1957		2020		
Cheddington (CED) d			1927						1951			2002				2025		
Leighton Buzzard (LBZ) d	1855	1902	1932					1925	1932	1956		1952		1956	2030			2018
Bletchley (BLY) d	1902	1909						1932	1939			1959		2003a				2025
Milton Keynes Central (MKC) a	1907	1915		1914	1918	1923		1937	1945		1951	2007	2019		2013		2023	2031
Milton Keynes Central (MKC) d	1908				1919	1924		1938			1952	2008					2024	2031
Wolverton (WOL) d	1912							1942				2012						2035
Northampton (NMP) a	1925							1955				2025						2049
Northampton (NMP) d	1940							2010				2040						2103
Long Buckby (LBK) d	1952							2022				2052						2114
Rugby (RUG) a	2002				1942	1945		2032			2014	2102					2047	2124
Coventry (COV) a	2014							2044			2025	2114						2135
Birmingham International (BHI) a	2033							2103			2036	2133						2153
Birmingham New Street (BHM) a	2044							2114			2047	2147						2202

NOTES (see introductory pages for explanation of train operator codes and standard symbols)

- a Arrival time
- d Departure time
- u Stops to pick up only
- B To Crewe, see table 066
- E To Manchester Piccadilly, see table 065
- F To Liverpool Lime Street, see table 065
- H To Shrewsbury, see table 064

London to Milton Keynes, Northampton, Rugby, Coventry and Birmingham

Saturdays

Operator Train ID Days of operation/Notes 1st Class/Reservations/Bus Catering facilities	LM	LM	VT	VT	LM	VT	LM	LM	VT	VT	LM	VT	LM	VT	LM	LM	LM	LM	
	2N67	2N69	1F37	1H42	2Y71	9G44	1U51	2Y73	1H76	9G46	2Y75	9G47	2Y77	9G48	2N79	2N81	2N83	2N85	
	□	□	□	□	□	□	□	□	□	□	□	□	□	□	□	□	□	□	
London Euston (EUS)		2003	2012	2018	2021	2025	2035	2039	2101	2104	2109	2122	2127	2142	2149	2210	2221	2237	
Wembley Central (WMB)																			
Harrow & Wealdstone (HRW)											2121				2201	2222	2233	2249	
Bushey (BSH)																		2254	
Watford Junction (WFJ)		2019			2037		2050	2054			2127		2143		2207	2228	2239	2257	
Watford Junction (WFJ)		2020			2037	2041u	2050	2054			2128	2139u	2143	2158u	2208	2229	2240	2257	
Kings Langley (KGL)								2059			2132				2213		2245	2302	
Apsley (APS)								2103			2136				2216		2249	2306	
Hemel Hempstead (HML)		2027						2106			2139		2151		2219	2236	2252	2309	
Berkhamsted (BKM)					2047			2111			2144		2156		2224	2241	2257	2314	
Tring (TRI)								2116			2149		2201		2229	2246	2302	2319	
Cheddington (CED)								2121							2235	2252	2307	2324	
Leighton Buzzard (LBZ)		2030						2128			2158		2211		2242	2259	2314	2331	
Bletchley (BLY)		2037	2047					2135			2205		2218		2253	2310	2321	2338	
Milton Keynes Central (MKC)		2045	2052		2102	2107	2112	2121	2140	2145	2150	2213	2217	2226	2230	2257	2314	2329	2346
Milton Keynes Central (MKC)		2045	2052			2108	2114	2122	2140		2151	2213	2218	2227	2232	2257	2314	2330	2347
Wolverton (WOL)			2056			2112						2217		2231		2301	2318	2334	2351
Northampton (NMP)		2102	2110			2125			2156			2230		2243		2314	2332	2348	0005
Northampton (NMP)						2140			2205			2231		2254					
Long Buckby (LBK)						2152			2216			2242		2305					
Rugby (RUG)			2119			2202	2135	2145	2226		2214	2252	2240	2316	2256				
Coventry (COV)						2214	2146		2238		2225	2303	2251	2326	2307				
Birmingham International (BHI)						2233	2156		2258		2236	2312	2301	2345	2318				
Birmingham New Street (BHM)						2243	2209		2311		2247	2322	2315	0003	2329				

Operator Train ID Days of operation/Notes 1st Class/Reservations/Bus	LM	LM	LM	LM	LM	LM	LM	LM	LM
	2N87	2N89	2N91	2N93	SUM	SUM	SUM	SUM	SUM
	□	□	□	□	☞	☞	☞	☞	☞
London Euston (EUS)	2309	2330	2353	0009	0200	0200	0200	0200	0200
Wembley Central (WMB)									
Harrow & Wealdstone (HRW)	2321	2342	0005	0021			0235		0235
Bushey (BSH)		2347		0026					
Watford Junction (WFJ)	2327	2350	0011	0029	0250		0255	0250	0255
Watford Junction (WFJ)	2328	2350	0012	0029	0250		0255	0250	0255
Kings Langley (KGL)		2355	0017	0034					0310
Apsley (APS)		2359	0021	0038					0320
Hemel Hempstead (HML)	2335	0002	0024	0041		0300		0315	0325
Berkhamsted (BKM)	2340	0007	0031	0046			0320		0335
Tring (TRI)	2345	0012	0036	0051					0350
Cheddington (CED)		0017		0056					0410
Leighton Buzzard (LBZ)	2356	0024	0044	0103				0351	0430
Bletchley (BLY)	0003	0031	0055	0110				0416	0455
Milton Keynes Central (MKC)	0011	0039	0059	0118	0400	0400	0410	0431	0510
Milton Keynes Central (MKC)	0011	0040	0100	0119					
Wolverton (WOL)	0015	0044	0104	0123					
Northampton (NMP)	0030	0058	0117	0137					
Northampton (NMP)									
Long Buckby (LBK)									
Rugby (RUG)									
Coventry (COV)									
Birmingham International (BHI)									
Birmingham New Street (BHM)									

NOTES (see introductory pages for explanation of train operator codes and standard symbols)

- a Arrival time
- d Departure time
- u Stops to pick up only
- A To Wolverhampton, see table 064
- B To Crewe, see table 066
- E To Manchester Piccadilly, see table 065
- F To Liverpool Lime Street, see table 065
- SUM Sunday mornings

London to Milton Keynes, Northampton, Rugby, Coventry and Birmingham

Sundays

Operator Train ID Days of operation/Notes 1st Class/Reservations/Bus Catering facilities	LM	LM	LM	LM	LM	LM	LM	LM	LM	LM	LM	VT	LM	VT	VT	VT	LM	LM	
	2N87	2N89	2N91	2N93							2N01	2Y03	9S54 A	2U27 B	1H63 C	1H07 C	1F13 D	2Y05	2Y07
	Ⓜ	Ⓜ	Ⓜ	Ⓜ	Ⓜ	Ⓜ	Ⓜ	Ⓜ	Ⓜ	Ⓜ	Ⓜ	Ⓜ	Ⓜ	Ⓜ	Ⓜ	Ⓜ	Ⓜ	Ⓜ	Ⓜ
London Euston (EUS) Ⓜ d				0009	0200	0200	0200	0200	0200	0655	0724	0748	0751	0807	0816	0820			0824
Wembley Central (WMB) Ⓜ d																			
Harrow & Wealdstone (HRW) Ⓜ d			0005	0021				0235		0235	0707	0736							0836
Bushey (BSH) d				0026							0712	0741							0841
Watford Junction (WFJ) a			0011	0029	0250			0255	0250	0255	0715	0744		0807					0844
Watford Junction (WFJ) d			0012	0029	0250			0255	0250	0255	0715	0744	0803u	0807	0822u		0836u		0844
Kings Langley (KGL) d			0017	0034						0310	0720			0812					
Apsley (APS) d			0021	0038						0320	0724			0815					
Hemel Hempstead (HML) d		0002	0024	0041		0300			0315	0325	0727	0752		0818					0852
Berkhamsted (BKM) d		0007	0031	0046				0320		0335	0732	0757		0823					0857
Tring (TRI) d		0012	0036	0051						0350	0737	0802							0902
Cheddington (CED) d		0017		0056						0410	0742	0807							0907
Leighton Buzzard (LBZ) d		0024	0044	0103					0351	0430	0749	0814		0837					0914
Bletchley (BLY) d	0003	0031	0055	0110					0416	0455	0756	0820		0843					0920
Milton Keynes Central (MKC) a	0011	0039	0059	0118	0400	0400	0410	0431	0510	0804	0828	0834	0851	0855	0900	0907			0928
Milton Keynes Central (MKC) d	0011	0040	0100	0119						0804	0829	0845	0852						0929
Wolverton (WOL) d	0015	0044	0104	0123						0808	0833		0856						0933
Northampton (NMP) a	0030	0058	0117	0137						0823	0847		0910						0947
Northampton (NMP) d												0906		0927					0934
Long Buckby (LBK) d												0917		0938					0945
Rugby (RUG) a												0927	0921	0949					0955
Coventry (COV) a												0938	0933						1006
Birmingham International (BHI) Ⓜ a												0956	0943						1024
Birmingham New Street (BHM) Ⓜ a												1008	0955						1043

Operator Train ID Days of operation/Notes 1st Class/Reservations/Bus Catering facilities	VT	VT	LM	VT	VT	LM	LM	VT	VT	LM	VT	VT	LM	LM	VT	VT	LM	VT
	1S37	9S47	2U29	1H10	1F15	2Y09	2Y11	1S52	9S60	2U31	1H13	1F17	2Y13	2Y15	1S58	9S55	2U33	1H16
	Ⓜ	Ⓜ	Ⓜ	Ⓜ	Ⓜ	Ⓜ	Ⓜ	Ⓜ	Ⓜ	Ⓜ	Ⓜ	Ⓜ	Ⓜ	Ⓜ	Ⓜ	Ⓜ	Ⓜ	Ⓜ
London Euston (EUS) Ⓜ d	0847	0850	0856	0916	0919		0925	0946	0952	0956	1016	1019		1024	1046	1049	1052	1116
Wembley Central (WMB) Ⓜ d																		
Harrow & Wealdstone (HRW) Ⓜ d							0937							1036			1107	
Bushey (BSH) d							0942							1041				
Watford Junction (WFJ) a			0911				0945			1011				1044			1113	
Watford Junction (WFJ) d		0906u	0911		0936u		0945		1007u	1012		1036u		1044		1107u	1114	
Kings Langley (KGL) d			0916							1016							1118	
Apsley (APS) d			0920							1020							1122	
Hemel Hempstead (HML) d			0923				0953			1023			1052			1125		
Berkhamsted (BKM) d			0928				0958			1028			1057			1130		
Tring (TRI) d							1003						1102					
Cheddington (CED) d							1008						1107					
Leighton Buzzard (LBZ) d			0941				1015			1042			1114				1144	
Bletchley (BLY) d			0948				1021			1049			1120				1151	
Milton Keynes Central (MKC) a	0932	0937	0956	1000	1007		1029	1033	1038	1057	1101	1107	1128	1132	1137	1159	1203	
Milton Keynes Central (MKC) d		0939	0956				1030		1040	1057		1109		1129	1134	1139	1159	
Wolverton (WOL) d			1000				1034			1101			1133			1203		
Northampton (NMP) a			1015				1047			1115			1146			1217		
Northampton (NMP) d			1028			1037	1100			1129			1140	1159			1221	
Long Buckby (LBK) d			1039			1048	1111			1140			1151	1210			1232	
Rugby (RUG) a		1013	1050			1058	1122		1114	1151		1143	1201	1220	1208	1213	1242	
Coventry (COV) a		1024				1114	1133		1125				1214	1232		1225		
Birmingham International (BHI) Ⓜ a		1034				1133	1152		1136				1233	1251		1236		
Birmingham New Street (BHM) Ⓜ a		1046				1144	1204		1147				1244	1303		1247		

NOTES (see introductory pages for explanation of train operator codes and standard symbols)

- a Arrival time
- d Departure time
- u Stops to pick up only
- A To Edinburgh, see table 065
- B To Crewe, see table 066
- C To Manchester Piccadilly, see table 065
- D To Liverpool Lime Street, see table 065
- E To Glasgow Central, see table 065

London to Milton Keynes, Northampton, Rugby, Coventry and Birmingham

Sundays

Operator Train ID Days of operation/Notes 1st Class/Reservations/Bus Catering facilities	VT	LM	LM	VT	LM	VT	LM	LM	VT	LM	VT	LM	LM	VT	LM	LM	VT	LM	VT
	1F19 D	2Y17	2Y19	9G19	2N21	1H19 C	1Y23	2K19	1F22 D	1U35 B	1H21 C	2K21	1Y25	2K21	9S77 E	1Y27	2K23	1F24 D	
	□	□	□	□	□	□	□	□	□	□	□	□	□	□	□	□	□	□	□
	⊗		⊗	⊗		⊗		⊗		⊗				⊗				⊗	
London Euston (EUS) ⊗ 15 d	1119		1124	1152	1155	1208	1222	1221	1242	1245	1252	1252	1256		1315	1322	1321	1342	
Wembley Central (WMB) ⊗ d																			
Harrow & Wealdstone (HRW) ⊗ d			1136		1208							1304						1334	
Bushey (BSH) d			1141		1213							1309						1339	
Watford Junction (WFJ) a			1144		1216		1236	1242				1312					1336	1342	
Watford Junction (WFJ) d	1136u		1144	1207u	1216		1237	1242				1312			1330u	1337		1342	
Kings Langley (KGL) d					1221			1247				1317						1347	
Apsley (APS) d					1225			1251				1321						1351	
Hemel Hempstead (HML) d			1152		1228			1254				1324						1354	
Berkhamsted (BKM) d			1157		1233			1259				1329						1359	
Tring (TRI) d			1204		1239			1306				1336						1406	
Cheddington (CED) d			1209		1244			1312				1342						1412	
Leighton Buzzard (LBZ) d			1214		1249		1253	1317				1347	1324	1347			1353	1417	
Bletchley (BLY) d			1220		1256		1300	1323				1347	1331	1353			1400	1423	
Milton Keynes Central (MKC) a	1209		1225	1230	1301	1239	1305	1329	1314	1318	1323		1337	1359	1350	1405	1429	1414	
Milton Keynes Central (MKC) d	1210		1226	1231	1301		1306						1338		1352	1406			
Wolverton (WOL) d			1230		1305		1311						1342					1411	
Northampton (NMP) a			1244		1318		1324						1354					1424	
Northampton (NMP) d		1240	1309				1340						1409					1440	
Long Buckby (LBK) d		1251	1320				1352						1420					1451	
Rugby (RUG) a	1231	1301	1330	1252			1402			1342	1345		1430			1414		1502	
Coventry (COV) a		1314	1342	1303			1414						1442			1425		1514	
Birmingham International (BHI) ← a		1333	1401	1314			1433						1501			1436		1533	
Birmingham New Street (BHM) ⊗ 12 a		1344	1413	1325			1445						1514			1448		1545	

Operator Train ID Days of operation/Notes 1st Class/Reservations/Bus Catering facilities	LM	VT	LM	LM	LM	VT	LM	LM	VT	LM	VT	LM	LM	LM	VT	LM	LM	VT
	1U37 B	1H24 C	2K25	1Y29	2K25	9G26	1Y31	2K27	1F26 D	1U39 B	1H27 C	2K29	1Y33	2K29	9G29	1Y35	2K31	1F28 D
	□	□	□	□	□	□	□	□	□	□	□	□	□	□	□	□	□	□
	⊗	⊗				⊗			⊗		⊗				⊗			⊗
London Euston (EUS) ⊗ 15 d	1345	1352	1352	1356		1415	1422	1421	1442	1445	1452	1452	1456		1515	1522	1521	1542
Wembley Central (WMB) ⊗ d																		
Harrow & Wealdstone (HRW) ⊗ d			1404					1434				1504						1534
Bushey (BSH) d			1409					1439				1509						1539
Watford Junction (WFJ) a			1412				1436	1442				1512					1536	1542
Watford Junction (WFJ) d			1412			1430u	1437	1442				1512			1530u	1537		1542
Kings Langley (KGL) d			1417					1447				1517						1547
Apsley (APS) d			1421					1451				1521						1551
Hemel Hempstead (HML) d			1424					1454				1524						1554
Berkhamsted (BKM) d			1429					1459				1529						1559
Tring (TRI) d			1436					1506				1536						1606
Cheddington (CED) d			1442					1512				1542						1612
Leighton Buzzard (LBZ) d			1447	1424	1447		1453	1517				1547	1524	1547		1553	1617	
Bletchley (BLY) d				1431	1453		1500	1523				1547	1531	1553		1600	1623	
Milton Keynes Central (MKC) a	1418	1423		1437	1459	1451	1505	1529	1514	1518	1523		1537	1559	1551	1605	1629	1614
Milton Keynes Central (MKC) d	1419	1424		1438		1452	1506				1524		1538		1552	1606		
Wolverton (WOL) d				1442			1511						1542			1611		
Northampton (NMP) a				1454			1524						1554			1624		
Northampton (NMP) d				1507			1540						1609			1640		
Long Buckby (LBK) d				1518			1551						1620			1651		
Rugby (RUG) a	1442	1445		1528		1514	1601			1542	1545		1630		1614	1701		
Coventry (COV) a				1542		1525	1614						1642			1625		1714
Birmingham International (BHI) ← a				1601		1536	1633						1701			1636		1733
Birmingham New Street (BHM) ⊗ 12 a				1613		1548	1645						1714			1648		1744

NOTES (see introductory pages for explanation of train operator codes and standard symbols)

- a Arrival time
- d Departure time
- u Stops to pick up only
- B To Crewe, see table 066
- C To Manchester Piccadilly, see table 065
- D To Liverpool Lime Street, see table 065
- E To Glasgow Central, see table 065

London to Milton Keynes, Northampton, Rugby, Coventry and Birmingham

Sundays

Operator Train ID Days of operation/Notes 1st Class/Reservations/Bus Catering facilities	LM	VT	LM	LM	LM	VT	LM	LM	VT	LM	VT	LM	LM	VT	LM	LM	VT	LM	LM	VT
	1U41	1H30	2K33	1Y37	2K33	9S93	1Y39	2K35	1F30	1U43	1H33	2K37	1Y41	2K37	9G35	1Y43	2K39	1F32		
	B	C				A			D	B	C						D			
	□	□	□	□	□	□	□	□	□	□	□	□	□	□	□	□	□	□	□	□
		☒				☒			☒		☒			☒			☒			☒
London Euston (EUS) Ⓧ d	1545	1552	1552	1556		1615	1622	1621	1642	1645	1652	1652	1656		1715	1722	1721	1742		
Wembley Central (WMB) Ⓧ d																				
Harrow & Wealdstone (HRW) Ⓧ d			1604					1634				1704						1734		
Bushey (BSH) d			1609					1639				1709						1739		
Watford Junction (WFJ) a			1612				1636	1642				1712				1736	1742			
Watford Junction (WFJ) d			1612			1630u	1637	1642				1712			1730u	1737	1742			
Kings Langley (KGL) d			1617					1647				1717						1747		
Apsley (APS) d			1621					1651				1721						1751		
Hemel Hempstead (HML) d			1624					1654				1724						1754		
Berkhamsted (BKM) d			1629					1659				1729						1759		
Tring (TRI) d			1636					1706				1736						1806		
Cheddington (CED) d			1642			←		1712				1742						1812		
Leighton Buzzard (LBZ) d			1647	1624	1647		1653	1717				1747	1724	1747		1753	1817			
Bletchley (BLY) d			←	1631	1653		1700	1723				←	1731	1753		1800	1823			
Milton Keynes Central (MKC) a	1618	1623	←	1637	1659	1650	1705	1729	1714	1718	1723	←	1737	1759	1751	1805	1829	1814		
Milton Keynes Central (MKC) d	1619	1624		1638		1652	1706			1719	1724		1738		1752	1806				
Wolverton (WOL) d				1642			1711						1742			1811				
Northampton (NMP) a				1654			1724						1754			1824				
Northampton (NMP) d				1709			1740						1809			1840				
Long Buckby (LBK) d				1720			1751						1820			1851				
Rugby (RUG) a	1642	1645		1730		1713	1801			1742	1745		1830		1814	1901				
Coventry (COV) a				1742		1725	1814						1842		1825	1914				
Birmingham International (BHI) ← a				1801		1736	1833						1901		1836	1933				
Birmingham New Street (BHM) Ⓧ a				1814		1748	1845						1913		1848	1945				

Operator Train ID Days of operation/Notes 1st Class/Reservations/Bus Catering facilities	LM	VT	LM	LM	LM	VT	LM	LM	VT	LM	VT	LM	LM	LM	VT	LM	LM	VT		
	1U45	1H35	2K41	1Y45	2K41	9J38	1Y47	2K43	1F34	1U47	1H38	2K45	1Y49	2K45	9G41	1Y51	2K47	1F36		
	B	C				F			D	B	C							D		
	□	□	□	□	□	□	□	□	□	□	□	□	□	□	□	□	□	□		
		☒				☒			☒		☒				☒			☒		
London Euston (EUS) Ⓧ d	1745	1752	1752	1756		1815	1822	1821	1842	1845	1852	1852	1856		1915	1922	1921	1942		
Wembley Central (WMB) Ⓧ d																				
Harrow & Wealdstone (HRW) Ⓧ d			1804					1834				1904						1934		
Bushey (BSH) d			1809					1839				1909						1939		
Watford Junction (WFJ) a			1812				1836	1842				1912				1936	1942			
Watford Junction (WFJ) d			1812			1830u	1837	1842				1912			1930u	1937	1942			
Kings Langley (KGL) d			1817					1847				1917						1947		
Apsley (APS) d			1821					1851				1921						1951		
Hemel Hempstead (HML) d			1824					1854				1924						1954		
Berkhamsted (BKM) d			1829					1859				1929						1959		
Tring (TRI) d			1836					1904				1936						2006		
Cheddington (CED) d			1842			←		1912				1942		←				2012		
Leighton Buzzard (LBZ) d			1847	1824	1847		1853	1917				1947	1924	1947		1953	2017			
Bletchley (BLY) d			←	1831	1853		1900	1923				←	1931	1953		2000	2023			
Milton Keynes Central (MKC) a	1818	1823	←	1837	1859	1851	1905	1929	1914	1918	1923	←	1937	1959	1951	2005	2029	2014		
Milton Keynes Central (MKC) d	1819	1824		1838		1852	1906			1919	1924		1938		1952	2006				
Wolverton (WOL) d				1842			1911						1942			2011				
Northampton (NMP) a				1854			1924						1954			2024				
Northampton (NMP) d				1909			1940						2009			2040				
Long Buckby (LBK) d				1920			1951						2020			2051				
Rugby (RUG) a	1842	1845		1930		1914	2001			1942	1945		2030		2014	2101				
Coventry (COV) a				1942		1925	2014						2042		2025	2113				
Birmingham International (BHI) ← a				2001		1936	2033						2101		2036	2132				
Birmingham New Street (BHM) Ⓧ a				2014		1948	2044						2114		2047	2142				

NOTES (see introductory pages for explanation of train operator codes and standard symbols)

- a Arrival time
- d Departure time
- u Stops to pick up only
- A To Edinburgh, see table 065
- B To Crewe, see table 066
- C To Manchester Piccadilly, see table 065
- D To Liverpool Lime Street, see table 065
- F To Shrewsbury, see table 064

London to Milton Keynes, Northampton, Rugby, Coventry and Birmingham

Sundays

Operator Train ID Days of operation/Notes 1st Class/Reservations/Bus Catering facilities	LM	VT	LM	LM	LM	LM	LM	VT	VT	LM	LM	VT	VT	LM	LM	VT	LM	LM
	1U49	1H41	2B49	1Y53	2B49	2K51	1Y55	9G62	1F38	2K53	1K57	1P06	9G64	2Y57	2Y55	1H45	2Y59	2N59
	B	C						G	D			H	G		G	C		
	□	□	□	□	□	□	□	□	□	□	□	□	□	□	□	□	□	□
		☒						☒	☒			☒	☒			☒		
London Euston (EUS) d	1945	1952	1952	1956		2010	2020	2036	2039	2039	2042	2053	2057		2107	2125	2131	2140
Wembley Central (WMB) d																		
Harrow & Wealdstone (HRW) d			2004			2022												2155
Bushey (BSH) d			2009			2027												2200s
Watford Junction (WFJ) a			2012			2030	2034			2054					2123		2146	2203
Watford Junction (WFJ) d			2012			2030	2035			2054			2112u		2123		2146	2203
Kings Langley (KGL) d			2017			2035											2151	
Apsley (APS) d			2021			2039											2154	
Hemel Hempstead (HML) d			2024			2042				2102					2131		2157	
Berkhamsted (BKM) d			2029			2047				2107					2136		2202	
Tring (TRI) d			2036			2054				2112					2141		2207	
Cheddington (CED) d			2042			2059									2146			
Leighton Buzzard (LBZ) d			2047	2024	2047		2052				2114				2153		2217	2223
Bletchley (BLY) d			2031	2055a			2100				2121				2200		2224	
Milton Keynes Central (MKC) a	2018	2023		2037		2117	2105	2113	2122	2134	2130	2138	2143		2208	2216	2232	2236
Milton Keynes Central (MKC) d	2019	2024		2038			2106	2114				2139	2144		2208		2233	2237
Wolverton (WOL) d				2042			2110								2212		2240	
Northampton (NMP) a				2054			2123								2226		2248	2254
Northampton (NMP) d				2059			2130							2159	2239		2312	
Long Buckby (LBK) d				2110			2141								2210		2250	
Rugby (RUG) a	2042	2045		2120			2152	2136				2201			2220		2301	
Coventry (COV) a				2131			2203	2147					2215	2231	2311			
Birmingham International (BHI) a				2153			2222	2158					2226	2253	2321			
Birmingham New Street (BHM) a				2205			2234	2209					2238	2305	2340			







Operator Train ID Days of operation/Notes 1st Class/Reservations/Bus Catering facilities	LM	VT	VT	LM	VT	LM	LM	LM	LM	VT	LM	LM
	2Y59	1H77	9G66	2Y61	9G68	2N63	2N65	2N67	2N69	9G70	2N71	2K83
	C	G		G						G		MM
	□	□	□	□	□	□	□	□	□	□	□	□
		☒	☒		☒					☒		
London Euston (EUS) d		2149	2153	2203	2225	2231	2242	2253	2300	2324	2340	0139
Wembley Central (WMB) d												
Harrow & Wealdstone (HRW) d				2215		2242	2255	2307	2313		2352	0151
Bushey (BSH) d						2247s		2312s			2357s	
Watford Junction (WFJ) a				2221		2250	2302	2315	2319		2359	0157
Watford Junction (WFJ) d		2208u	2212u	2222	2241u	2251	2303	2315	2320	2339u	0001	0158
Kings Langley (KGL) d						2256			2324		0005	0203
Apsley (APS) d						2300			2328		0009	0207
Hemel Hempstead (HML) d				2229		2302	2311	2323	2331		0012	0210
Berkhamsted (BKM) d				2234		2307	2316	2328	2336		0017	0215
Tring (TRI) d				2239			2321	2333	2341		0022	0220
Cheddington (CED) d				2244			2326		2346		0027	
Leighton Buzzard (LBZ) d				2251		2320	2333	2343	2353		0034	0230
Bletchley (BLY) d				2258		2327	2340	2350	2359		0041	0237
Milton Keynes Central (MKC) a		2240	2245	2306	2313	2335	2348	2358	0008	0012	0049	0246
Milton Keynes Central (MKC) d		2242	2247	2307	2314	2336	2349	2358	0008	0013	0050	
Wolverton (WOL) d				2311		2339		0002	0012		0054	
Northampton (NMP) a				2325		2353	0005	0017	0026		0107	
Northampton (NMP) d	2312			2333								
Long Buckby (LBK) d	2323			2344								
Rugby (RUG) a	2334	2318	2322	2354	2347					0048s		
Coventry (COV) a	2345		2333	0005	2358					0059s		
Birmingham International (BHI) a	0004		2343		0008					0112s		
Birmingham New Street (BHM) a	0016		2355		0022					0123		







NOTES (see introductory pages for explanation of train operator codes and standard symbols)

- a Arrival time
- d Departure time
- s Stops to set down only
- u Stops to pick up only
- B To Crewe, see table 066
- C To Manchester Piccadilly, see table 065
- D To Liverpool Lime Street, see table 065
- G To Wolverhampton, see table 064
- H To Preston, see table 065
- MM Monday mornings

Birmingham, Coventry, Rugby, Northampton and Milton Keynes to London

Mondays to Fridays

Operator Train ID Days of operation/Notes 1st Class/Reservations/Bus Catering facilities	LM 2Y58 MO	LM 2Y78 MX	VT 9M62 MX A ☒	LM 2K00	LM 2N00	LM 2N04	LM 2B00	LM 2N06	LM 2B02	LM 2T00	VT 1R00 B ☒	LM 2K02	LM 1W02	LM 1Y04	LM 2T02	LM 2B06	VT 1R02 ☒	LM 1U00 C ☒
Birmingham New Street (BHM)  d											0530						0552	
Birmingham International (BHI)  d											0541						0603	
Coventry (COV) d											0552	0539					0615	
Rugby (RUG) d											0604		0552					0627
Long Buckby (LBK) d													0602					
Northampton (NMP) a													0613					
Northampton (NMP) d					0414	0503		0534					0617	0625				
Wolverton (WOL) d					0426	0515		0546						0637				
Milton Keynes Central (MKC) a					0432	0519		0550			0623		0631	0641			0642	0648
Milton Keynes Central (MKC) d			0027	0330	0432	0520		0550			0627	0629	0632	0642			0643	0649
Bletchley (BLY) d				0335	0437	0524	0531	0555	0604			0634				0656		
Leighton Buzzard (LBZ) d				0342	0444	0531	0538	0602	0611			0641		0651		0703		
Cheddington (CED) d							0548		0617			0647				0709		
Tring (TRI) d				0354	0457	0544	0553	0612	0623	0640		0653			0710	0715		
Berkhamsted (BKM) d	0011	0015		0359	0502	0549	0558	0618	0628	0645		0658			0715	0720		
Hemel Hempstead (HML) d	0015	0019		0403	0507	0554	0603	0623	0633	0650		0703			0720	0725		
Apsley (APS) d	0018			0406			0606		0636	0654		0706						
Kings Langley (KGL) d	0022			0410			0610		0640			0710			0725			
Watford Junction (WFJ) a	0026	0026	0056s	0414	0514	0601	0614	0630	0645	0700	0647s	0715	0654		0730	0734		
Watford Junction (WFJ) d	0027	0027		0415	0514	0601	0615	0631	0645	0702		0715	0654		0730	0735		
Bushey (BSH) a				0417	0517		0617		0648			0718						
Harrow & Wealdstone (HRW)  a	0033	0033		0423	0522	0607	0623	0637	0654	0708		0724			0736	0741		
Wembley Central (WMB)  a																		
London Euston (EUS)   a	0047	0048	0117	0437	0538	0622	0637	0652	0707	0722	0703	0737	0710	0721	0752	0757	0717	0724






Operator Train ID Days of operation/Notes 1st Class/Reservations/Bus Catering facilities	VT 1R03 D ☒	LM 1Y06	VT 1R05 B ☒	SN 2O19 E ☒	LM 2E08	LM 1Y08	VT 1R06 F ☒	VT 1R08 G ☒	LM 2T06	LM 2T08	LM 2K04	LM 1U02 C ☒	LM 1Y10	LM 1W12	VT 1R07 B ☒	LM 2T10	LM 2T12	LM 2K06
Birmingham New Street (BHM)  d		0535	0607											0613	0629			
Birmingham International (BHI)  d		0545	0618											0625	0640			
Coventry (COV) d		0604	0629											0644	0651			
Rugby (RUG) d	0633	0615					0653						0709	0656	0702			
Long Buckby (LBK) d		0625												0709c				
Northampton (NMP) a		0637												0721				
Northampton (NMP) d		0639				0650							0718	0730				
Wolverton (WOL) d		0651				0702							0730					
Milton Keynes Central (MKC) a	0652	0655	0656			0706	0712					0730	0734	0744				
Milton Keynes Central (MKC) d	0654	0656	0659			0707	0715	0727				0730	0731	0735	0745			0800
Bletchley (BLY) d		0701			0705	0712						0735						0805
Leighton Buzzard (LBZ) d		0708			0713	0719						0742		0747				0813
Cheddington (CED) d					0719							0747						0818
Tring (TRI) d					0725				0740	0750	0754							0825
Berkhamsted (BKM) d					0730				0745	0755	0759					0810	0821	0825
Hemel Hempstead (HML) d				0731	0735				0749	0759	0803					0815	0826	0830
Apsley (APS) d					0738				0753		0807					0820	0830	0834
Kings Langley (KGL) d					0742				0756		0810					0823		0838
Watford Junction (WFJ) a				0738	0747				0801	0806	0815				0741s	0827	0837	0841
Watford Junction (WFJ) d				0739	0748				0802	0807	0816					0832	0838	0846
Bushey (BSH) a					0750				0804		0818					0835		0849
Harrow & Wealdstone (HRW)  a				0745	0756					0813	0824						0844	0854
Wembley Central (WMB)  a				0750														
London Euston (EUS)   a	0727	0738	0731		0810	0751	0753	0800	0822	0827	0839	0806	0817	0820	0757	0852	0857	0909






NOTES (see introductory pages for explanation of train operator codes and standard symbols)

- a Arrival time
- d Departure time
- s Stops to set down only
- c Arrives 4 minutes earlier
- A From Edinburgh, see table 065
- B From Wolverhampton, see table 064
- C From Crewe, see table 066
- D From Manchester Piccadilly, see table 065
- E To East Croydon, see table 168
- F From Liverpool Lime Street, see table 065
- G From Lancaster, see table 065
- MO Mondays only
- MX Not Mondays

Birmingham, Coventry, Rugby, Northampton and Milton Keynes to London

Mondays to Fridays

Operator Train ID Days of operation/Notes 1st Class/Reservations/Bus Catering facilities	LM	VT	LM	LM	VT	LM	LM	LM	LM	LM	LM	VT	LM	LM	VT	VT	VT	LM
	1Y14	1R12 F	2T14	2T16	1R17	2K08	1Y16	1W18	2T18	2T20	1U20 C	1R23 D	2K10	1Y20	1R28 H	1Z28	1A10 F	2T22
	□	□ □	□	□	□ □	□	□	□	□	□	□	□ □	□	□	□ □	□ □	□ □	□
Birmingham New Street (BHM)  d	0634				0721		0706							0736	0821	0821		
Birmingham International (BHI)  d	0644				0733		0716							0746	0833	0833		
Coventry (COV) d	0704				0745		0735							0804	0845	0845		
Rugby (RUG) d	0715	0738			0756		0745	0802			0828	0834		0815	0856	0856		
Long Buckby (LBK) d	0725						0755	0813						0826				
Northampton (NMP) a	0737						0808	0825						0839				
Northampton (NMP) d	0749						0818	0831						0848				
Wolverton (WOL) d	0801						0830							0900				
Milton Keynes Central (MKC) a	0805				0815		0834	0846			0849	0853		0904	0916	0916		
Milton Keynes Central (MKC) d	0806				0817	0830	0835	0847			0850	0855	0900	0904	0917	0917	0927	
Bletchley (BLY) d	0811					0835	0840						0905	0909				
Leighton Buzzard (LBZ) d	0818					0843	0847						0912	0916				
Cheddington (CED) d						0848							0918					
Tring (TRI) d			0840	0851		0855			0910	0922			0926					0945
Berkhamsted (BKM) d			0845	0856		0900			0915	0927			0931					0950
Hemel Hempstead (HML) d			0850	0901		0904			0920	0931			0935					0954
Apsley (APS) d			0853			0907			0924				0939					
Kings Langley (KGL) d						0911			0927				0942					
Watford Junction (WFJ) a			0859	0908		0915			0932	0938			0946	0932	0938s	0938s		1001
Watford Junction (WFJ) d			0900	0909		0916			0933	0939			0947	0933				1002
Bushey (BSH) a			0903	0912		0918			0935				0949					
Harrow & Wealdstone (HRW)  a				0917		0924				0945			0955					1008
Wembley Central (WMB)  a																		
London Euston (EUS)  a	0848	0827	0922	0931	0851	0937	0917	0922	0952	1000	0925	0928	1008	0948	0954	0954	1003	1022

Operator Train ID Days of operation/Notes 1st Class/Reservations/Bus Catering facilities	LM	LM	LM	LM	VT	LM	LM	VT	VT	LM	LM	LM	LM	LM	VT	LM	LM	VT	
	2K12	1Y22	2T24	1U22 C	1A12 D	2K14	1Y24	9A31 G	1A16 F	2T26	2K16	1Y26	2T28	1U24 C	1A18 D	2K18	1Y28	1B34	
	□	□	□	□	□ □	□	□	□ □	□ □	□	□	□	□	□	□ □	□	□	□ □	
Birmingham New Street (BHM)  d		0806					0836	0920				0906						0936	1021
Birmingham International (BHI)  d		0816					0846	0933				0916						0946	1033
Coventry (COV) d		0835					0905	0945				0935						1005	1045
Rugby (RUG) d		0845		0927	0934		0916	0956				0946		1027	1034			1016	1056
Long Buckby (LBK) d		0856					0926					0956						1026	
Northampton (NMP) a		0907					0938					1007						1038	
Northampton (NMP) d		0918					0948					1018						1048	
Wolverton (WOL) d		0930					1000					1030						1100	
Milton Keynes Central (MKC) a		0934		0948	0953		1004	1015				1034		1048	1053			1104	1115
Milton Keynes Central (MKC) d	0930	0935		0949	0955	1000	1005	1017	1027			1030	1035	1049	1055	1100	1105	1105	1117
Bletchley (BLY) d	0935	0940				1005	1010					1035	1040			1105	1110		
Leighton Buzzard (LBZ) d	0942	0947				1012	1017					1042	1047			1112	1117		
Cheddington (CED) d	0947					1017						1047				1117			
Tring (TRI) d	0953		1015			1023				1045	1054		1115			1123			
Berkhamsted (BKM) d	0958		1020			1028				1050	1059		1120			1128			
Hemel Hempstead (HML) d	1003		1024			1033				1054	1104		1124			1133			
Apsley (APS) d	1006					1036					1107					1136			
Kings Langley (KGL) d	1010					1040					1111					1140			
Watford Junction (WFJ) a	1014		1031			1044	1033	1038s		1101	1115		1131			1144	1133	1138s	
Watford Junction (WFJ) d	1015		1032			1045	1033			1102	1116		1132			1145	1133		
Bushey (BSH) a	1017					1047					1118					1147			
Harrow & Wealdstone (HRW)  a	1023		1038			1053				1108	1124		1138			1153			
Wembley Central (WMB)  a																			
London Euston (EUS)  a	1037	1017	1052	1024	1027	1107	1050	1054	1103	1122	1137	1117	1152	1124	1127	1207	1149	1154	

NOTES (see introductory pages for explanation of train operator codes and standard symbols)

- a Arrival time
- d Departure time
- s Stops to set down only
- C From Crewe, see table 066
- D From Manchester Piccadilly, see table 065
- F From Liverpool Lime Street, see table 065
- G From Lancaster, see table 065
- H From Shrewsbury, see table 064

Birmingham, Coventry, Rugby, Northampton and Milton Keynes to London

Mondays to Fridays

Operator Train ID Days of operation/Notes 1st Class/Reservations/Bus Catering facilities	VT 1A22 F [R] [R] [X]	LM 2T30	LM 2K20	LM 1Y30	LM 2T32	LM 1U26 C [R]	VT 1A24 D [R] [R] [X]	LM 2K22	LM 1Y32	VT 9M50 A [R] [R] [X]	VT 1A28 F [R] [R] [X]	LM 2T34	LM 2K24	LM 1Y34	LM 2T36	LM 1U28 C [R]	VT 1A30 D [R] [R] [X]	LM 2K26
Birmingham New Street (BHM) d				1006					1036	1121					1106			
Birmingham International (BHI) d				1016					1046	1133					1116			
Coventry (COV) d				1035					1105	1145					1135			
Rugby (RUG) d				1046		1127	1134		1116	1156					1146	1227	1234	
Long Buckby (LBK) d				1056					1126						1156			
Northampton (NMP) a				1107					1137						1208			
Northampton (NMP) d				1118					1148						1218			
Wolverton (WOL) d				1130					1200						1230			
Milton Keynes Central (MKC) a				1134		1148	1153		1204	1215					1234		1248	1253
Milton Keynes Central (MKC) d	1127		1130	1135		1149	1155	1200	1205	1217	1227		1230	1235		1249	1255	1300
Bletchley (BLY) d			1135	1140				1205	1210				1235	1240				1305
Leighton Buzzard (LBZ) d			1142	1147				1212	1217				1242	1247				1312
Cheddington (CED) d			1147					1217					1247					1317
Tring (TRI) d		1145	1154		1215			1223				1245	1253		1315			1323
Berkhamsted (BKM) d		1150	1159		1220			1228				1250	1258		1320			1328
Hemel Hempstead (HML) d		1154	1203		1224			1233				1254	1303		1324			1333
Apsley (APS) d			1207					1236					1306					1336
Kings Langley (KGL) d			1210					1240					1310					1340
Watford Junction (WFJ) a		1201	1215		1231			1244	1233	1238s		1301	1314		1331			1344
Watford Junction (WFJ) d		1202	1215		1232			1245	1233			1302	1315		1332			1345
Bushey (BSH) a			1218					1247					1317					1347
Harrow & Wealdstone (HRW) a		1208	1223		1238			1253				1308	1323		1338			1353
Wembley Central (WMB) a																		
London Euston (EUS) a	1204	1222	1237	1217	1252	1224	1227	1307	1249	1254	1303	1322	1337	1317	1352	1324	1327	1407

Operator Train ID Days of operation/Notes 1st Class/Reservations/Bus Catering facilities	LM 1Y36	VT 9M51 J [R] [R] [X]	VT 1A34 F [R] [R] [X]	LM 2T38	LM 2K28	LM 1Y38	LM 2T40	LM 1U30 C [R]	VT 1A36 D [R] [R] [X]	LM 2K30	LM 1Y40	VT 9M52 A [R] [R] [X]	VT 1A40 F [R] [R] [X]	LM 2T42	LM 2K32	LM 1Y42	LM 2T44	LM 1U32 C [R]
Birmingham New Street (BHM) d	1136	1221				1206					1236	1321						1306
Birmingham International (BHI) d	1146	1233				1216					1246	1333						1316
Coventry (COV) d	1205	1245				1235					1305	1345						1335
Rugby (RUG) d	1216	1256				1246		1327	1334		1316	1356						1346
Long Buckby (LBK) d	1226					1256					1326							1356
Northampton (NMP) a	1238					1308					1337							1407
Northampton (NMP) d	1248					1318					1348							1418
Wolverton (WOL) d	1300					1330					1400							1430
Milton Keynes Central (MKC) a	1304	1315				1334		1348	1353		1404	1415						1448
Milton Keynes Central (MKC) d	1305	1317	1327		1330	1335		1349	1355	1400	1404	1417	1427		1430	1435		1449
Bletchley (BLY) d	1310				1335	1340				1405	1409				1435	1440		
Leighton Buzzard (LBZ) d	1317				1342	1347				1412	1416				1442	1447		
Cheddington (CED) d					1348					1417					1447			
Tring (TRI) d				1345	1354		1415			1423				1445	1454		1515	
Berkhamsted (BKM) d				1350	1359		1420			1428				1450	1459		1520	
Hemel Hempstead (HML) d				1354	1404		1424			1433				1454	1504		1525	
Apsley (APS) d					1407					1436					1507			
Kings Langley (KGL) d					1411					1440					1511			
Watford Junction (WFJ) a	1333	1338s		1401	1415		1432			1444	1432	1438s		1501	1515		1532	
Watford Junction (WFJ) d	1333			1402	1416		1433			1445	1433			1502	1516		1533	
Bushey (BSH) a					1418					1447					1518			
Harrow & Wealdstone (HRW) a				1408	1424		1439			1453				1508	1524		1539	
Wembley Central (WMB) a																		
London Euston (EUS) a	1349	1354	1403	1422	1437	1417	1452	1424	1427	1507	1448	1454	1503	1522	1537	1517	1552	1524

NOTES (see introductory pages for explanation of train operator codes and standard symbols)

- a Arrival time
- d Departure time
- s Stops to set down only
- A From Edinburgh, see table 065
- C From Crewe, see table 066
- D From Manchester Piccadilly, see table 065
- F From Liverpool Lime Street, see table 065
- J From Glasgow Central, see table 065

Birmingham, Coventry, Rugby, Northampton and Milton Keynes to London

Mondays to Fridays

Operator Train ID Days of operation/Notes 1st Class/Reservations/Bus Catering facilities	VT	LM	LM	VT	VT	LM	LM	LM	LM	LM	VT	LM	LM	VT	VT	LM	LM	LM	
	1A42	2K34	1Y44	9A53	1A46	2T46	2K36	1Y46	2T48	1U34	1A48	2K38	1Y48	9M54	1A52	2T50	2K40	1Y50	
	D			K	F					C	D			A	F				
	☐	☐	☐	☐	☐	☐	☐	☐	☐	☐	☐	☐	☐	☐	☐	☐	☐	☐	
	☒			☒	☒						☒			☒	☒				
Birmingham New Street (BHM)	d		1336	1420				1406					1436	1521				1506	
Birmingham International (BHI)	d		1346	1433				1416					1446	1533				1516	
Coventry (COV)	d		1405	1445				1435					1505	1545				1535	
Rugby (RUG)	d	1434	1416	1456				1446		1527	1534		1516	1556				1546	
Long Buckby (LBK)	d		1426					1457					1526					1556	
Northampton (NMP)	a		1437					1509					1538					1608	
Northampton (NMP)	d		1448					1518					1548					1618	
Wolverton (WOL)	d		1500					1530					1600					1630	
Milton Keynes Central (MKC)	a	1453	1504	1515				1534		1548	1553		1604	1615				1634	
Milton Keynes Central (MKC)	d	1455	1500	1505	1517	1527		1530	1535		1549	1555	1600	1605	1617	1627		1627	1635
Bletchley (BLY)	d		1505	1510				1535	1540				1605	1610				1632	1640
Leighton Buzzard (LBZ)	d		1512	1517				1542	1547				1612	1617				1639	1647
Cheddington (CED)	d		1517					1548					1618					1645	
Tring (TRI)	d		1523			1545	1553			1615			1623			1641		1650	
Berkhamsted (BKM)	d		1528			1550	1558			1620			1628			1649c		1655	
Hemel Hempstead (HML)	d		1533			1555	1603			1624			1633			1654		1700	
Apsley (APS)	d		1536				1606						1636					1703	
Kings Langley (KGL)	d		1540				1610						1640					1707	
Watford Junction (WFJ)	a		1544	1533	1538s		1602	1614		1631			1644	1633	1638s		1701	1711	
Watford Junction (WFJ)	d		1545	1534			1603	1615		1632			1645	1633			1702	1712	
Bushey (BSH)	a		1547				1617						1647					1714	
Harrow & Wealdstone (HRW)	a		1553				1609	1623		1638			1653				1708	1720	
Wembley Central (WMB)	a																		
London Euston (EUS)	a	1527	1607	1549	1554	1603	1622	1637	1617	1651	1624	1628	1707	1650	1654	1703	1722	1733	1717






Operator Train ID Days of operation/Notes 1st Class/Reservations/Bus Catering facilities	LM	LM	VT	LM	LM	VT	VT	LM	LM	LM	LM	LM	VT	LM	LM	VT	VT	LM	
	2T54	1U36	1A54	2K42	1Y52	1B52	1A58	2T58	2K44	1Y54	2T62	1U38	1A60	2K46	1Y56	9M56	1A64	2T64	
	C	D				F	F					C	D		A	F			
	☐	☐	☐	☐	☐	☐	☐	☐	☐	☐	☐	☐	☐	☐	☐	☐	☐	☐	
			☒			☒	☒						☒		☒	☒			
Birmingham New Street (BHM)	d				1536	1621				1606					1636	1721			
Birmingham International (BHI)	d				1546	1633				1616					1646	1733			
Coventry (COV)	d				1605	1645				1635					1705	1745			
Rugby (RUG)	d	1627	1634		1616	1656				1646		1727	1734		1716	1756			
Long Buckby (LBK)	d				1626					1656					1726				
Northampton (NMP)	a				1637					1708					1738				
Northampton (NMP)	d				1648					1716					1748				
Wolverton (WOL)	d				1700					1730					1801				
Milton Keynes Central (MKC)	a	1648	1653		1704	1716				1734		1748	1753		1805	1815			
Milton Keynes Central (MKC)	d	1649	1655	1657	1705	1717	1727		1727	1735		1749	1755	1757	1805	1817	1827		
Bletchley (BLY)	d			1702	1710					1732	1740			1801	1810				
Leighton Buzzard (LBZ)	d			1709	1717					1739	1747			1808	1817				
Cheddington (CED)	d			1714						1745				1814					
Tring (TRI)	d	1713		1720				1745	1750		1815			1820				1845	
Berkhamsted (BKM)	d	1719		1725				1750	1755		1820			1825				1850	
Hemel Hempstead (HML)	d	1724		1730				1755	1800		1824			1830				1854	
Apsley (APS)	d			1733					1803					1833					
Kings Langley (KGL)	d			1737					1807					1837					
Watford Junction (WFJ)	a	1731		1741	1733	1738s		1802	1811		1831			1841	1833	1838s		1901	
Watford Junction (WFJ)	d	1732		1742	1734			1803	1812		1832			1842	1833			1902	
Bushey (BSH)	a			1744					1814					1845					
Harrow & Wealdstone (HRW)	a	1738		1750				1809	1820		1838			1850				1908	
Wembley Central (WMB)	a																		
London Euston (EUS)	a	1752	1724	1727	1803	1749	1754	1803	1822	1833	1817	1852	1824	1827	1903	1849	1854	1903	1922






NOTES (see introductory pages for explanation of train operator codes and standard symbols)

- a Arrival time
- d Departure time
- s Stops to set down only
- c Arrives 4 minutes earlier
- A From Edinburgh, see table 065
- C From Crewe, see table 066
- D From Manchester Piccadilly, see table 065
- F From Liverpool Lime Street, see table 065
- K From Blackpool North, see table 065

Birmingham, Coventry, Rugby, Northampton and Milton Keynes to London

Mondays to Fridays

Operator Train ID Days of operation/Notes 1st Class/Reservations/Bus Catering facilities	LM 2K48	LM 1Y58	LM 2T66	LM 1U40 C	VT 1A66 D [R] [X]	LM 2K50	LM 1Y60	VT 9A84 K [R] [X]	VT 1A70 F [R] [X]	LM 2T68	LM 2K52	LM 1Y62	LM 2T70	LM 1U42 C	VT 1A72 D [R] [X]	LM 2K54	LM 1Y64	VT 9M86 A [R] [X]	
Birmingham New Street (BHM)  d		1706					1736	1820				1806						1836	1920
Birmingham International (BHI)  d		1716					1746	1833				1816						1846	1933
Coventry (COV) d		1735					1805	1845				1835						1905	1945
Rugby (RUG) d		1746		1827	1834		1816	1856				1846		1927	1934			1916	1956
Long Buckby (LBK) d		1756					1826					1856						1926	
Northampton (NMP) a		1808					1837					1907						1938	
Northampton (NMP) d		1818					1848					1916						1948	
Wolverton (WOL) d		1830					1901					1930						2000	
Milton Keynes Central (MKC) a		1834		1848	1853		1905	1915				1934		1948	1953			2004	2015
Milton Keynes Central (MKC) d	1827	1835		1849	1855	1857	1905	1917	1927			1927	1935		1949	1955	1959	2005	2017
Bletchley (BLY) d	1832	1840				1902	1910					1931	1940				2004	2010	
Leighton Buzzard (LBZ) d	1839	1847				1909	1917					1938	1947				2011	2017	
Cheddington (CED) d	1845					1915						1944					2017		
Tring (TRI) d	1853		1915			1921				1945	1950		2015				2023		
Berkhamsted (BKM) d	1858		1920			1927				1950	1955		2020				2028		
Hemel Hempstead (HML) d	1903		1924			1932				1954	2000		2025				2033		
Apsley (APS) d	1906					1935					2003						2036		
Kings Langley (KGL) d	1910					1939					2007						2040		
Watford Junction (WFJ) a	1914		1931			1943	1933	1938s		2001	2011		2032				2045	2033	2037s
Watford Junction (WFJ) d	1915		1932			1945	1933			2002	2012		2032				2045	2033	
Bushey (BSH) a	1917					1947					2015						2048		
Harrow & Wealdstone (HRW)  a	1923		1938			1953				2008	2020		2038				2054		
Wembley Central (WMB)  a																			
London Euston (EUS)  a	1939	1917	1952	1924	1927	2007	1949	1954	2003	2022	2037	2017	2052	2024	2027	2107	2050	2055	







Operator Train ID Days of operation/Notes 1st Class/Reservations/Bus Catering facilities	VT 1A75 F [R] [X]	LM 2T72	LM 2K56	LM 1Y66	VT 1M17 J [R] [X]	LM 1U44 C	LM 2K58	VT 1A77 D [R] [X]	LM 1Y68	VT 9M59 J [R] [X]	VT 1A79 F [R] [X]	SN 2O75 E	LM 2K60	LM 1Y70	LM 1U46 C	VT 1M18 J [R] [X]	VT 1A81 D [R] [X]	LM 1Y72
Birmingham New Street (BHM)  d				1906					1936	2021				2006				2036
Birmingham International (BHI)  d				1916					1946	2032				2016				2046
Coventry (COV) d				1935					2005	2045				2035				2105
Rugby (RUG) d				1946		2031		2040	2016	2056				2046	2127	2132		2117
Long Buckby (LBK) d				1956					2027					2056				2127
Northampton (NMP) a				2008					2038					2107				2138
Northampton (NMP) d				2016					2048					2116				2141
Wolverton (WOL) d				2028					2100					2128				2153
Milton Keynes Central (MKC) a				2033		2052		2059	2104	2115				2132	2148	2152		2157
Milton Keynes Central (MKC) d	2027		2030	2034	2047	2053	2057	2101	2105	2116	2127		2127		2149	2153	2158	2158
Bletchley (BLY) d			2035	2039			2102		2110				2132					2203
Leighton Buzzard (LBZ) d			2042	2046			2109		2117				2139					2210
Cheddington (CED) d			2048				2115						2145					
Tring (TRI) d		2045	2053				2120						2150					
Berkhamsted (BKM) d		2050	2058				2125						2155					
Hemel Hempstead (HML) d		2054	2103				2130					2134	2200					
Apsley (APS) d			2106				2133						2203					
Kings Langley (KGL) d			2110				2136						2206					
Watford Junction (WFJ) a		2101	2114				2141		2133	2137s		2147	2211					2231
Watford Junction (WFJ) d		2102	2115				2143		2133			2151	2211					2232
Bushey (BSH) a			2117				2145						2214					
Harrow & Wealdstone (HRW)  a		2108	2123				2151					2157	2219					
Wembley Central (WMB)  a																		
London Euston (EUS)  a	2103	2122	2138	2116	2119	2128	2207	2133	2149	2153	2205		2237		2224	2227	2231	2252

NOTES (see introductory pages for explanation of train operator codes and standard symbols)

- a Arrival time
- d Departure time
- s Stops to set down only
- A From Edinburgh, see table 065
- C From Crewe, see table 066
- D From Manchester Piccadilly, see table 065
- E To East Croydon, see table 168
- F From Liverpool Lime Street, see table 065
- J From Glasgow Central, see table 065
- K From Blackpool North, see table 065

Birmingham, Coventry, Rugby, Northampton and Milton Keynes to London

Mondays to Fridays

Operator Train ID Days of operation/Notes 1st Class/Reservations/Bus Catering facilities	VT 9M60	LM 2K62	LM 2N32	LM 2Y74	VT 1M19	VT 1A82	VT 1A83	LM 2Y76	LM 1N90	VT 1B66	LM 2Y78	LM 2Y80	VT 9M62
	A				J	F	D		C	B			A
	1R	1	1	1	1R	1R	1R	1	1	1R	1	1	1R
	⊗				⊗	⊗	⊗			⊗			⊗
Birmingham New Street (BHM)  d	2111			2114				2136		2217	2206	2250	2311
Birmingham International (BHI)  d	2122			2125				2146		2228	2216	2308	2322
Coventry (COV) d	2134			2144				2205		2240	2235	2327	2334
Rugby (RUG) d				2154	2225	2234		2216	2227	2251	2246	2338	2345
Long Buckby (LBK) d				2204				2226	2237		2256	2348	
Northampton (NMP) a				2217				2237	2249		2310	0001	0008s
Northampton (NMP) d			2214					2251			2328		
Wolverton (WOL) d			2226					2303			2340		
Milton Keynes Central (MKC) a	2201		2230		2246s	2256		2307		2323	2344		0026
Milton Keynes Central (MKC) d	2202	2202	2231			2257	2303	2308		2324	2345		0027
Bletchley (BLY) d		2207	2237					2313			2350		
Leighton Buzzard (LBZ) d		2214	2244					2320			2357		
Cheddington (CED) d		2221											
Tring (TRI) d		2228	2255								0010		
Berkhamsted (BKM) d		2233	2300					2335			0015		
Hemel Hempstead (HML) d		2239	2305					2340			0019		
Apsley (APS) d		2242						2343					
Kings Langley (KGL) d		2245						2346					
Watford Junction (WFJ) a	2227s	2250	2312		2318s	2331s	2336s	2350		2355s	0026		0056s
Watford Junction (WFJ) d		2250	2313					2351			0027		
Bushey (BSH) a		2253											
Harrow & Wealdstone (HRW)  a		2258	2319					2357			0033		
Wembley Central (WMB)  a													
London Euston (EUS)   a	2245	2312	2337		2340	2356	2359	0012		0018	0048		0117

NOTES (see introductory pages for explanation of train operator codes and standard symbols)

- a Arrival time
- d Departure time
- s Stops to set down only
- A From Edinburgh, see table 065
- B From Wolverhampton, see table 064
- C From Crewe, see table 066
- D From Manchester Piccadilly, see table 065
- F From Liverpool Lime Street, see table 065
- J From Glasgow Central, see table 065

Birmingham, Coventry, Rugby, Northampton and Milton Keynes to London

Saturdays

Operator Train ID Days of operation/Notes 1st Class/Reservations/Bus Catering facilities	LM	VT	LM	LM	LM	LM	LM	LM	LM	LM	LM	LM	VT	VT	VT	LM	LM	VT	
	2Y78	9M62 A	2K00	2N00	2N02	2N06	2B02	2B04	2K02	1W02	2T06	2B06	1B20	1A04 B	1B21 C	1Y04	1U00 D	1A05 E	
	□	□ ¹ □ ² ☒	□	□	□	□	□	□	□	□	□	□	□ ¹ □ ² ☒	□ ¹ □ ² ☒	□ ¹ □ ² ☒	□	□	□ ¹ □ ² ☒	
Birmingham New Street (BHM)	d												0552		0607	0535			
Birmingham International (BHI)	d												0603		0618	0546			
Coventry (COV)	d								0536				0615		0629	0605			
Rugby (RUG)	d								0546				0627	0633		0616	0641	0653	
Long Buckby (LBK)	d								0556							0627			
Northampton (NMP)	a								0608							0638			
Northampton (NMP)	d			0405	0448	0535										0641			
Wolverton (WOL)	d			0417	0500	0547										0653			
Milton Keynes Central (MKC)	a	0026		0421	0504	0551							0631		0656	0702	0712		
Milton Keynes Central (MKC)	d	0027	0330	0423	0504	0551		0630	0631				0648	0654	0659	0658	0703	0715	
Bletchley (BLY)	d		0334	0429	0509	0556	0600	0624	0635			0658				0703			
Leighton Buzzard (LBZ)	d		0344	0436	0519	0603	0607	0631	0642			0705				0710			
Cheddington (CED)	d			0445	0525		0613		0647			0713							
Tring (TRI)	d	0010	0353	0451	0530	0612	0620	0640	0653		0715	0719							
Berkhamsted (BKM)	d	0015	0358	0456	0535	0617	0625	0646	0658		0720	0724							
Hemel Hempstead (HML)	d	0019	0402	0500	0540	0621	0630	0650	0703		0724	0729							
Apsley (APS)	d		0405	0503	0543		0634		0706			0733							
Kings Langley (KGL)	d		0409	0506	0547		0637	0655	0710			0737							
Watford Junction (WFJ)	a	0026	0056s	0413	0511	0551	0628	0642	0700	0714	0653	0731	0741		0718s				
Watford Junction (WFJ)	d	0027		0414	0511	0552	0629	0643	0701	0715	0653	0732	0742						
Bushey (BSH)	a			0416	0514	0554		0646		0717			0745						
Harrow & Wealdstone (HRW)	a	0033		0422	0519	0600	0635	0651	0707	0723		0738	0750						
Wembley Central (WMB)	a																		
London Euston (EUS)	a	0048	0117	0436	0534	0616	0649	0707	0722	0737	0709	0752	0807	0721	0727	0735	0741	0738	0753







Operator Train ID Days of operation/Notes 1st Class/Reservations/Bus Catering facilities	LM	VT	LM	LM	VT	VT	LM	LM	LM	LM	VT	VT	VT	LM	LM	LM	LM	LM	
	2N08	1A06 F	2K04	1Y06	1B22 C	1A08 B	2T10	1U02 D	2K06	1Y08	1A09 E	1B25	1A12 E	2T12	2K08	1Y10	2T14	1U20 D	
	□	□ ¹ □ ² ☒	□	□	□ ¹ □ ² ☒	□ ¹ □ ² ☒	□	□	□	□	□ ¹ □ ² ☒	□ ¹ □ ² ☒	□ ¹ □ ² ☒	□	□	□	□	□	
Birmingham New Street (BHM)	d			0613	0629					0636		0721				0706			
Birmingham International (BHI)	d			0624	0640					0646		0733				0716			
Coventry (COV)	d			0643	0651					0705		0745				0735			
Rugby (RUG)	d			0654	0702			0729		0716	0738	0756				0746		0827	
Long Buckby (LBK)	d			0704						0727						0757			
Northampton (NMP)	a			0716						0739						0809			
Northampton (NMP)	d	0705								0748						0818			
Wolverton (WOL)	d	0718								0800						0830			
Milton Keynes Central (MKC)	a	0722						0750		0804		0816				0834		0848	
Milton Keynes Central (MKC)	d	0723	0727	0730	0735		0746		0751	0800	0805		0817	0827		0830	0835	0849	
Bletchley (BLY)	d	0728		0735	0740					0805	0810					0835	0840		
Leighton Buzzard (LBZ)	d	0735		0742	0747					0812	0817					0842	0847		
Cheddington (CED)	d			0747						0817						0847			
Tring (TRI)	d	0745		0753				0815		0823				0845	0853		0915		
Berkhamsted (BKM)	d	0750		0758				0820		0828				0850	0858		0920		
Hemel Hempstead (HML)	d	0754		0803				0824		0833				0854	0903		0924		
Apsley (APS)	d			0806						0836					0906				
Kings Langley (KGL)	d			0810						0840					0910				
Watford Junction (WFJ)	a	0801		0814		0740s		0831		0844	0833		0838s		0914		0931		
Watford Junction (WFJ)	d	0802		0815				0832		0845	0833				0902	0915		0932	
Bushey (BSH)	a			0817						0847					0917				
Harrow & Wealdstone (HRW)	a	0808		0823				0838		0853				0908	0923		0938		
Wembley Central (WMB)	a																		
London Euston (EUS)	a	0822	0800	0837	0817	0756	0820	0852	0827	0907	0849	0831	0854	0903	0922	0937	0918	0952	0924







NOTES (see introductory pages for explanation of train operator codes and standard symbols)

- a Arrival time
- d Departure time
- s Stops to set down only
- A From Edinburgh, see table 065
- B From Manchester Piccadilly, see table 065
- C From Wolverhampton, see table 064
- D From Crewe, see table 066
- E From Liverpool Lime Street, see table 065
- F From Lancaster, see table 065

Birmingham, Coventry, Rugby, Northampton and Milton Keynes to London

Saturdays

Operator Train ID Days of operation/Notes 1st Class/Reservations/Bus Catering facilities	VT 1A14 B	LM 2K10	LM 1Y12	VT 1B28 G	VT 1A18 E	LM 2T16	LM 2K12	LM 1Y14	LM 2T18	LM 1U22 D	VT 1A20 B	LM 2K14	LM 1Y16	VT 1B31	VT 1A24 E	LM 2T20	LM 2K16	LM 1Y18
Birmingham New Street (BHM)  d			0736	0821				0806					0836	0921				0906
Birmingham International (BHI)  d			0746	0833				0816					0846	0933				0916
Coventry (COV) d			0805	0845				0835					0905	0945				0935
Rugby (RUG) d	0834		0816	0856				0846		0927	0934		0916	0956				0946
Long Buckby (LBK) d			0827					0857					0927					0957
Northampton (NMP) a			0839					0909					0939					1009
Northampton (NMP) d			0848					0918					0948					1018
Wolverton (WOL) d			0900					0930					1000					1030
Milton Keynes Central (MKC) a	0853		0904	0916				0934		0948	0953		1004	1016				1034
Milton Keynes Central (MKC) d	0855	0900	0905	0917	0927		0930	0935		0949	0955	1000	1005	1017	1027		1030	1035
Bletchley (BLY) d		0905	0910				0935	0940				1005	1010				1035	1040
Leighton Buzzard (LBZ) d		0912	0917				0942	0947				1012	1017				1042	1047
Cheddington (CED) d		0917					0947					1017					1047	
Tring (TRI) d		0923				0945	0953		1015			1023			1045	1053		
Berkhamsted (BKM) d		0928				0950	0958		1020			1028			1050	1058		
Hemel Hempstead (HML) d		0933				0954	1003		1024			1033			1054	1103		
Apsley (APS) d		0936					1006					1036						1106
Kings Langley (KGL) d		0940					1010					1040						1110
Watford Junction (WFJ) a		0944	0933	0938s		1001	1014		1031			1044	1033	1038s		1101	1114	
Watford Junction (WFJ) d		0945	0934			1002	1015		1032			1045	1033			1102	1115	
Bushey (BSH) a		0947					1017					1047						1117
Harrow & Wealdstone (HRW)  a		0953				1008	1023		1038			1053				1108	1123	
Wembley Central (WMB)  a																		
London Euston (EUS)   a	0927	1007	0949	0954	1003	1022	1037	1017	1052	1024	1027	1107	1049	1054	1103	1122	1137	1117

Operator Train ID Days of operation/Notes 1st Class/Reservations/Bus Catering facilities	LM 2T22	LM 1U24 D	VT 1A26 B	LM 2K18	LM 1Y20	VT 1B34	VT 1A30 E	LM 2T24	LM 2K20	LM 1Y22	LM 2T26	LM 1U26 D	VT 1A32 B	LM 2K22	LM 1Y24	VT 9M50 A	VT 1A36 E	LM 2T28
Birmingham New Street (BHM)  d					0936	1021				1006					1036	1121		
Birmingham International (BHI)  d					0946	1033				1016					1046	1133		
Coventry (COV) d					1005	1045				1035					1105	1145		
Rugby (RUG) d		1027	1034		1016	1056				1046		1127	1134		1116	1156		
Long Buckby (LBK) d					1027					1057					1127			
Northampton (NMP) a					1040					1109					1139			
Northampton (NMP) d					1049					1118					1149			
Wolverton (WOL) d					1101					1130					1201			
Milton Keynes Central (MKC) a		1048	1053		1105	1116				1134		1148	1153		1205	1215		
Milton Keynes Central (MKC) d		1049	1055	1100	1106	1117	1127		1130	1135		1149	1155	1200	1206	1217	1227	
Bletchley (BLY) d				1105	1111				1135	1140				1205	1211			
Leighton Buzzard (LBZ) d				1112	1118				1142	1147				1212	1218			
Cheddington (CED) d				1117					1147					1217				
Tring (TRI) d	1115			1123				1145	1153		1215			1223				1245
Berkhamsted (BKM) d	1120			1128				1150	1158		1220			1228				1250
Hemel Hempstead (HML) d	1124			1133				1154	1203		1224			1233				1254
Apsley (APS) d				1136					1206					1236				
Kings Langley (KGL) d				1140					1210					1240				
Watford Junction (WFJ) a	1131			1144	1134	1138s		1201	1214		1231			1244	1234	1238s		1301
Watford Junction (WFJ) d	1132			1145	1134			1202	1215		1232			1245	1234			1302
Bushey (BSH) a				1147					1217					1247				
Harrow & Wealdstone (HRW)  a	1138			1153				1208	1223		1238			1253				1308
Wembley Central (WMB)  a																		
London Euston (EUS)   a	1152	1124	1127	1207	1150	1154	1203	1222	1237	1217	1252	1224	1227	1307	1250	1254	1303	1322

NOTES (see introductory pages for explanation of train operator codes and standard symbols)

- a Arrival time
- d Departure time
- s Stops to set down only
- A From Edinburgh, see table 065
- B From Manchester Piccadilly, see table 065
- D From Crewe, see table 066
- E From Liverpool Lime Street, see table 065
- G From Shrewsbury, see table 064

Birmingham, Coventry, Rugby, Northampton and Milton Keynes to London

Saturdays

Operator Train ID Days of operation/Notes 1st Class/Reservations/Bus Catering facilities	LM 2K24	LM 1Y26	LM 2T30	LM 1U28 D	VT 1A38 B	LM 2K26	LM 1Y28	VT 9M51 H	VT 1A42 E	LM 2T32	LM 2K28	LM 1Y30	LM 2T34	LM 1U30 D	VT 1A44 B	LM 2K30	LM 1Y32	VT 9M52 A	
	□	□	□	□	□	□	□	□	□	□	□	□	□	□	□	□	□	□	
Birmingham New Street (BHM)	d	1106					1136	1221				1206					1236	1321	
Birmingham International (BHI)	d	1116					1146	1233				1216					1246	1333	
Coventry (COV)	d	1135					1205	1245				1235					1305	1345	
Rugby (RUG)	d	1146		1227	1234		1216	1256				1246		1327	1334		1317	1356	
Long Buckby (LBK)	d	1157					1227					1257					1327		
Northampton (NMP)	a	1209					1239					1309					1338		
Northampton (NMP)	d	1218					1248					1318					1348		
Wolverton (WOL)	d	1230					1300					1330					1400		
Milton Keynes Central (MKC)	a	1234		1248	1253		1304	1315				1334		1348	1353		1404	1415	
Milton Keynes Central (MKC)	d	1230	1235		1249	1255	1300	1305	1317	1327		1330	1335		1349	1355	1400	1417	
Bletchley (BLY)	d	1235	1240				1305	1310				1335	1340				1405	1409	
Leighton Buzzard (LBZ)	d	1242	1247				1312	1317				1342	1347				1412	1416	
Cheddington (CED)	d	1247					1317					1347					1417		
Tring (TRI)	d	1253		1315			1323					1345	1353		1415		1423		
Berkhamsted (BKM)	d	1258		1320			1328					1350	1358		1420		1428		
Hemel Hempstead (HML)	d	1303		1324			1333					1354	1403		1424		1433		
Apsley (APS)	d	1306					1336					1406					1436		
Kings Langley (KGL)	d	1310					1340					1410					1440		
Watford Junction (WFJ)	a	1314		1331			1344	1333s				1401	1414		1431		1444	1438s	
Watford Junction (WFJ)	d	1315		1332			1345	1333				1402	1415		1432		1445	1433	
Bushey (BSH)	a	1317					1347					1417					1447		
Harrow & Wealdstone (HRW)	a	1323		1338			1353					1408	1423		1438		1453		
Wembley Central (WMB)	a																		
London Euston (EUS)	a	1337	1317	1352	1324	1327	1407	1349	1354	1403	1422	1437	1417	1452	1424	1427	1507	1448	1454







Operator Train ID Days of operation/Notes 1st Class/Reservations/Bus Catering facilities	VT 1A48 E	LM 2T36	LM 2K32	LM 1Y34	LM 2T38	LM 1U32 D	VT 1A50 B	LM 2K34	LM 1Y36	VT 9A53 J	VT 1A54 E	LM 2T40	LM 2K36	LM 1Y38	LM 2T42	LM 1U34 D	VT 1A56 B	LM 2K38	
	□	□	□	□	□	□	□	□	□	□	□	□	□	□	□	□	□	□	
Birmingham New Street (BHM)	d			1306					1336	1421				1406					
Birmingham International (BHI)	d			1316					1346	1433				1416					
Coventry (COV)	d			1335					1405	1445				1435					
Rugby (RUG)	d			1346		1427	1434		1416	1456				1446		1527	1534		
Long Buckby (LBK)	d			1357					1427					1457					
Northampton (NMP)	a			1408					1439					1508					
Northampton (NMP)	d			1418					1448					1518					
Wolverton (WOL)	d			1430					1500					1530					
Milton Keynes Central (MKC)	a			1434		1448	1453		1504	1515				1534		1548	1553		
Milton Keynes Central (MKC)	d	1427		1430	1435	1449	1455	1500	1504	1517	1527		1530	1535		1549	1555	1600	
Bletchley (BLY)	d			1435	1440			1505	1509				1535	1540				1605	
Leighton Buzzard (LBZ)	d			1442	1447			1512	1516				1542	1547				1612	
Cheddington (CED)	d			1447				1517					1547					1617	
Tring (TRI)	d			1445	1453		1515		1523				1545	1553		1615		1623	
Berkhamsted (BKM)	d			1450	1458		1520		1528				1550	1558		1620		1628	
Hemel Hempstead (HML)	d			1454	1503		1524		1533				1554	1603		1624		1633	
Apsley (APS)	d			1506					1536				1606					1636	
Kings Langley (KGL)	d			1510					1540				1610					1640	
Watford Junction (WFJ)	a			1501	1514		1531		1544	1532s		1601	1614		1631			1644	
Watford Junction (WFJ)	d			1502	1515		1532		1545	1533		1602	1615		1632			1645	
Bushey (BSH)	a			1517					1547				1617					1647	
Harrow & Wealdstone (HRW)	a			1508	1523		1538		1553				1608	1623		1638		1653	
Wembley Central (WMB)	a																		
London Euston (EUS)	a	1503	1522	1537	1517	1552	1524	1527	1607	1548	1554	1603	1622	1637	1617	1652	1624	1627	1707







NOTES (see introductory pages for explanation of train operator codes and standard symbols)

- a Arrival time
- d Departure time
- s Stops to set down only
- A From Edinburgh, see table 065
- B From Manchester Piccadilly, see table 065
- D From Crewe, see table 066
- E From Liverpool Lime Street, see table 065
- H From Glasgow Central, see table 065
- J From Blackpool North, see table 065

Birmingham, Coventry, Rugby, Northampton and Milton Keynes to London

Saturdays

Operator Train ID Days of operation/Notes 1st Class/Reservations/Bus Catering facilities	LM 1Y40	VT 9M54 A	VT 1A60 E	LM 2T44	LM 2K40	LM 1Y42	LM 2T46	LM 1U36 D	VT 1A62 B	LM 2K42	LM 1Y44	VT 9M55 H	VT 1A66 E	LM 2T48	LM 2K44	LM 1Y46	LM 2T50	LM 1U38 D
Birmingham New Street (BHM)  d	1436	1521				1506					1536	1621						1606
Birmingham International (BHI)  d	1446	1533				1516					1546	1633						1616
Coventry (COV) d	1505	1545				1535					1605	1645						1635
Rugby (RUG) d	1516	1556				1546		1627	1634		1616	1656						1646
Long Buckby (LBK) d	1527					1557					1627							1657
Northampton (NMP) a	1538					1608					1639							1708
Northampton (NMP) d	1548					1618					1648							1718
Wolverton (WOL) d	1600					1630					1700							1730
Milton Keynes Central (MKC) a	1604	1615				1634		1648	1653		1704	1715						1734
Milton Keynes Central (MKC) d	1604	1617	1627			1630	1635	1649	1655	1700	1704	1717	1727			1730	1735	1749
Bletchley (BLY) d	1609					1635	1640			1705	1709					1735	1740	
Leighton Buzzard (LBZ) d	1616					1642	1647			1712	1716					1742	1747	
Cheddington (CED) d						1647				1717						1747		
Tring (TRI) d				1645	1653		1715			1723				1745	1753		1815	
Berkhamsted (BKM) d				1650	1658		1720			1728				1750	1758		1820	
Hemel Hempstead (HML) d				1654	1703		1724			1733				1754	1803		1824	
Apsley (APS) d					1706					1736					1806			
Kings Langley (KGL) d					1710					1740					1810			
Watford Junction (WFJ) a	1632	1638s		1701	1714		1731			1744	1732	1738s		1801	1814		1831	
Watford Junction (WFJ) d	1633			1702	1715		1732			1745	1733			1802	1815		1832	
Bushey (BSH) a					1717					1747					1817			
Harrow & Wealdstone (HRW)  a				1708	1723		1738			1753				1808	1823		1838	
Wembley Central (WMB)  a																		
London Euston (EUS)   a	1648	1654	1703	1722	1737	1717	1752	1724	1727	1807	1748	1754	1803	1822	1837	1817	1852	1824

Operator Train ID Days of operation/Notes 1st Class/Reservations/Bus Catering facilities	VT 1A68 B	LM 2K46	LM 1Y48	VT 9M56 A	VT 1A72 E	LM 2T52	LM 2K48	LM 1Y50	LM 2T54	LM 1U40 D	VT 1A74 B	LM 2K50	LM 1Y52	VT 1B58	VT 1A77 E	LM 2T56	LM 2Y54	VT 1M16 H
Birmingham New Street (BHM)  d			1636	1720				1706					1736	1821				1806
Birmingham International (BHI)  d			1646	1733				1716					1746	1833				1816
Coventry (COV) d			1705	1745				1735					1805	1845				1835
Rugby (RUG) d	1734		1716	1756				1746		1827	1834		1816	1856				1846
Long Buckby (LBK) d			1727					1757					1827					1857
Northampton (NMP) a			1738					1809					1838					1909
Northampton (NMP) d			1748					1818					1849					1918
Wolverton (WOL) d			1800					1830					1901					1930
Milton Keynes Central (MKC) a	1753		1804	1815				1834		1848	1853		1905	1916				1934
Milton Keynes Central (MKC) d	1755	1800	1804	1817	1827		1830	1835		1849	1855	1900	1905	1917	1927			1935
Bletchley (BLY) d		1805	1809				1835	1840				1905	1910					1940
Leighton Buzzard (LBZ) d		1812	1816				1842	1847				1912	1917					1947
Cheddington (CED) d		1817					1847					1918						
Tring (TRI) d		1823				1845	1853		1909			1923						1942
Berkhamsted (BKM) d		1828				1850	1858		1914			1928						1947
Hemel Hempstead (HML) d		1833				1854	1903		1918			1933						1951
Apsley (APS) d		1836					1906					1936						
Kings Langley (KGL) d		1840					1910					1940						
Watford Junction (WFJ) a		1844	1832	1838s		1901	1914		1925			1944	1933	1938s		1958		
Watford Junction (WFJ) d		1845	1833			1902	1915		1929			1945	1934			1959		
Bushey (BSH) a		1847					1917					1947						
Harrow & Wealdstone (HRW)  a		1853				1908	1923		1935			1953				2005		
Wembley Central (WMB)  a																		
London Euston (EUS)   a	1827	1907	1848	1854	1903	1922	1937	1917	1952	1924	1927	2007	1949	1954	2003	2022	2032	2029

NOTES (see introductory pages for explanation of train operator codes and standard symbols)

- a Arrival time
- d Departure time
- s Stops to set down only
- A From Edinburgh, see table 065
- B From Manchester Piccadilly, see table 065
- D From Crewe, see table 066
- E From Liverpool Lime Street, see table 065
- H From Glasgow Central, see table 065

Birmingham, Coventry, Rugby, Northampton and Milton Keynes to London

Saturdays

Operator Train ID Days of operation/Notes 1st Class/Reservations/Bus Catering facilities	LM	VT	LM	VT	LM	VT	LM	VT	VT	VT	LM	LM	VT	VT	LM	LM	VT	VT
	1U42	1A79	2Y56	9M47	2K58	1A81	2Y60	1A82	1M17	1A83	2Y62	1N44	9M59	1A84	2Y64	1U46	1M18	1A85
	D	B		A		E		B	H	B		D	H	E		D	H	B
	☐	☐☐	☐	☐☐	☐	☐☐	☐	☐☐	☐☐	☐☐	☐	☐	☐☐	☐☐	☐	☐	☐☐	☐☐
Birmingham New Street (BHM) d			1836	1921			1906				1936		2021		2006			
Birmingham International (BHI) d			1846	1933			1916				1946		2033		2016			
Coventry (COV) d			1905	1945			1935				2005		2045		2035			
Rugby (RUG) d	1927	1934	1916	1956			1946			2039	2016	2027	2056		2046	2127	2134	
Long Buckby (LBK) d			1927				1957				2027	2037			2057			
Northampton (NMP) a			1938				2008				2039	2048			2108			
Northampton (NMP) d			1946				2018				2050				2118			
Wolverton (WOL) d			1958				2031				2102				2131			
Milton Keynes Central (MKC) a	1948	1953	2002	2017			2035			2100	2106		2117		2135	2150	2156	
Milton Keynes Central (MKC) d	1948	1955	2003	2019	2025	2031	2036	2042	2050	2102	2106		2120	2131	2136	2151	2157	2202
Bletchley (BLY) d			2008				2040				2111				2141	2156		
Leighton Buzzard (LBZ) d			2015		2034		2047								2148			
Cheddington (CED) d					2038													
Tring (TRI) d							2056				2126				2157			
Berkhamsted (BKM) d	2007						2101				2131				2202			
Hemel Hempstead (HML) d	2012				2049						2135				2206			
Apsley (APS) d					2052										2209			
Kings Langley (KGL) d					2056										2213			
Watford Junction (WFJ) a	2019		2035	2050s	2100		2111	2115s	2120s	2128s	2142		2150s	2217	2224	2231s	2236s	
Watford Junction (WFJ) d	2019		2035		2101		2111				2143				2218	2224		
Bushey (BSH) a																		
Harrow & Wealdstone (HRW) a					2107						2149				2224			
Wembley Central (WMB) a																		
London Euston (EUS) a	2039	2043	2054	2113	2122	2126	2130	2133	2140	2152	2203		2214	2225	2240	2244	2255	2258







Operator Train ID Days of operation/Notes 1st Class/Reservations/Bus Catering facilities	LM	VT	LM	LM	VT	LM	LM	LM
	2Y66	9M60	2Y68	2N70	1B66	2Y72	2Y74	2Y76
	A			C				
	☐☐	☐☐	☐	☐	☐☐	☐	☐	☐
Birmingham New Street (BHM) d	2036	2117	2106		2203	2136	2206	2250
Birmingham International (BHI) d	2046	2128	2116		2214	2146	2217	2302
Coventry (COV) d	2105	2141	2135		2226	2205	2237	2321
Rugby (RUG) d	2116	2152	2146		2237	2216	2248	2331
Long Buckby (LBK) d	2127		2156			2227	2258	2341
Northampton (NMP) a	2138		2208			2238	2309	2354
Northampton (NMP) d	2148		2209	2231		2248	2323	
Wolverton (WOL) d	2203		2221	2243		2302	2336	
Milton Keynes Central (MKC) a	2208	2214	2225	2247	2259	2306	2340	
Milton Keynes Central (MKC) d	2208	2218	2225	2248	2303	2307	2340	
Bletchley (BLY) d			2230	2253		2312	2345	
Leighton Buzzard (LBZ) d	2217		2237	2300		2319	2352	
Cheddington (CED) d	2222		2246			2327		
Tring (TRI) d			2251	2310		2333		
Berkhamsted (BKM) d	2232		2256	2315		2338		
Hemel Hempstead (HML) d	2236		2301	2320		2342		
Apsley (APS) d			2304			2345		
Kings Langley (KGL) d			2307			2349		
Watford Junction (WFJ) a	2243	2248s	2312	2329	2334s	2353	0014	
Watford Junction (WFJ) d	2244		2312	2330		2354	0015	
Bushey (BSH) a								
Harrow & Wealdstone (HRW) a			2318	2336		2359		
Wembley Central (WMB) a								
London Euston (EUS) a	2304	2310	2333	2356	0001	0015	0033	







NOTES (see introductory pages for explanation of train operator codes and standard symbols)

- a Arrival time
- d Departure time
- s Stops to set down only
- A From Edinburgh, see table 065
- B From Manchester Piccadilly, see table 065
- C From Wolverhampton, see table 064
- D From Crewe, see table 066
- E From Liverpool Lime Street, see table 065
- H From Glasgow Central, see table 065

Birmingham, Coventry, Rugby, Northampton and Milton Keynes to London

Sundays

Operator Train ID Days of operation/Notes 1st Class/Reservations/Bus Catering facilities	LM 2K90	LM	LM 2K92	LM 2K94	LM 2N96	LM 2N98	LM 2N00	VT 1B29 A	LM 2N04	LM 2Y02	VT 1B31 A	VT 1A09 B	LM 2N06	VT 1B32 A	VT 1A12 C	LM 2Y06	LM 2Y08	VT 1A13 D
	Ⓜ	Ⓜ	Ⓜ	Ⓜ	Ⓜ	Ⓜ	Ⓜ	Ⓜ Ⓜ Ⓜ	Ⓜ	Ⓜ	Ⓜ Ⓜ Ⓜ	Ⓜ Ⓜ Ⓜ	Ⓜ	Ⓜ Ⓜ Ⓜ	Ⓜ Ⓜ Ⓜ	Ⓜ	Ⓜ	Ⓜ Ⓜ Ⓜ
Birmingham New Street (BHM)  d								0826		0832	0856			0930		0907	0934	
Birmingham International (BHI)  d								0837		0849	0907			0941		0925	0951	
Coventry (COV) d								0849		0908	0919			0953		0944	1010	
Rugby (RUG) d								0900		0919				1004		0955	1020	1032
Long Buckby (LBK) d										0929						1005	1030	
Northampton (NMP) a										0942						1018	1041	
Northampton (NMP) d		0615			0750	0824	0850		0925				1010			1031	1042	
Wolverton (WOL) d		0647			0802	0836	0902		0937				1022			1044	1054	
Milton Keynes Central (MKC) a		0700			0806	0840	0906	0934	0941		1002		1026	1038		1048	1058	1105
Milton Keynes Central (MKC) d	0639		0710	0738	0806	0841	0906	0937	0942		1004	1009	1026	1039	1044	1049	1059	1108
Bletchley (BLY) d	0644		0715	0743	0811	0846	0911		0947				1031			1054	1103	
Leighton Buzzard (LBZ) d	0651		0722	0750	0818	0853	0918		0954				1038			1101	1110	
Cheddington (CED) d			0726		0823		0923						1042					
Tring (TRI) d	0701		0734		0830	0903	0930						1050					
Berkhamsted (BKM) d	0706		0739	0802	0835	0908	0935		1007				1055			1113	1123	
Hemel Hempstead (HML) d	0710		0743	0807	0840	0912	0940		1011				1059			1118	1127	
Apsley (APS) d	0713			0810		0916			1014								1130	
Kings Langley (KGL) d	0717			0814		0919			1018								1134	
Watford Junction (WFJ) a	0721		0750	0818	0847	0924	0947	1003s	1022		1031s	1036s	1106	1110s	1115s	1125	1138	1143s
Watford Junction (WFJ) d	0722		0751	0819	0848	0924	0948		1023				1107			1125	1139	
Bushey (BSH) a				0821		0927			1025								1141	
Harrow & Wealdstone (HRW)  a	0728		0757	0827	0854	0932	0954						1113				1147	
Wembley Central (WMB)  a																		
London Euston (EUS)   a	0744		0814	0843	0910	0950	1010	1028	1044		1056	1059	1129	1134	1140	1146	1203	1209

Operator Train ID Days of operation/Notes 1st Class/Reservations/Bus Catering facilities	VT 1A14 B	LM 2K10	LM 2Y10	VT 1B35 A	VT 1A15 C	LM 2K12	LM 1U90 E	LM 1Y12	VT 1A17 D	VT 1A18 B	LM 2K14	VT 1B37 A	VT 1A19 B	VT 1A20 C	LM 1Y14	LM 1U28 E	LM 2K16	VT 1A22 B
	Ⓜ Ⓜ Ⓜ	Ⓜ	Ⓜ	Ⓜ Ⓜ Ⓜ	Ⓜ Ⓜ Ⓜ	Ⓜ	Ⓜ	Ⓜ	Ⓜ Ⓜ Ⓜ	Ⓜ Ⓜ Ⓜ	Ⓜ	Ⓜ Ⓜ Ⓜ	Ⓜ Ⓜ Ⓜ	Ⓜ Ⓜ Ⓜ	Ⓜ	Ⓜ	Ⓜ	Ⓜ Ⓜ Ⓜ
Birmingham New Street (BHM)  d			1006	1030				1034				1126			1106			
Birmingham International (BHI)  d			1023	1041				1046				1137			1116			
Coventry (COV) d			1037	1053				1108				1149			1136			
Rugby (RUG) d			1047	1105			1116	1121	1136			1200	1204		1147	1227		
Long Buckby (LBK) d			1057				1126	1131							1157			
Northampton (NMP) a			1107				1138	1145							1209			
Northampton (NMP) d			1116				1142	1147							1215			
Wolverton (WOL) d								1159							1227			
Milton Keynes Central (MKC) a			1130	1138			1156	1203	1209			1220	1224		1231	1248		
Milton Keynes Central (MKC) d	1117	1121	1130	1139	1148	1152	1157	1204	1210	1216	1222	1222	1226	1231	1232	1249	1252	1254
Bletchley (BLY) d		1125	1135			1156	1202	1209			1226				1237			1256
Leighton Buzzard (LBZ) d		1132	1142			1203	1209	1216			1233				1244			1303
Cheddington (CED) d			1137			1209					1239							1309
Tring (TRI) d			1144			1215					1245							1315
Berkhamsted (BKM) d			1149			1220					1250							1320
Hemel Hempstead (HML) d			1154	1158		1225					1255							1325
Apsley (APS) d				1201		1228					1258							1328
Kings Langley (KGL) d				1205		1231					1301							1331
Watford Junction (WFJ) a		1201	1209	1206s		1236	1227	1235			1306							1336
Watford Junction (WFJ) d		1202	1210			1236	1227	1235			1306							1336
Bushey (BSH) a		1204				1239					1309							1339
Harrow & Wealdstone (HRW)  a		1210				1244					1314							1344
Wembley Central (WMB)  a																		
London Euston (EUS)   a	1212	1225	1228	1223	1227	1259	1242	1251	1246	1254	1329	1257	1300	1306	1315	1325	1359	1328

NOTES (see introductory pages for explanation of train operator codes and standard symbols)

- a Arrival time
- d Departure time
- s Stops to set down only
- A From Wolverhampton, see table 064
- B From Manchester Piccadilly, see table 065
- C From Liverpool Lime Street, see table 065
- D From Preston, see table 065
- E From Crewe, see table 066

Birmingham, Coventry, Rugby, Northampton and Milton Keynes to London

Sundays

Operator Train ID Days of operation/Notes 1st Class/Reservations/Bus Catering facilities	VT	LM	VT	LM	VT	LM	LM	LM	VT	LM	VT	LM	VT	LM	LM	LM	VT	LM	
	1A23	1Y16	1B40	2K18	1A25	1Y18	1U30	2K20	1A27	1Y20	9A52	2K22	1A30	1Y22	1U32	2K24	1A32	1Y24	
	F		G		C		E		B		D		C		E		B		
	☐	☐	☐	☐	☐	☐	☐	☐	☐	☐	☐	☐	☐	☐	☐	☐	☐	☐	
	☒		☒		☒				☒		☒		☒				☒		
Birmingham New Street (BHM)	d	1134	1221			1206				1233	1321			1306				1333	
Birmingham International (BHI)	d	1146	1233			1216				1245	1333			1316				1345	
Coventry (COV)	d	1204	1245			1235				1304	1345			1335				1404	
Rugby (RUG)	d	1216	1256			1246	1327		1334	1316	1356			1346	1427		1434	1416	
Long Buckby (LBK)	d	1226				1256				1326				1356				1426	
Northampton (NMP)	a	1237				1308				1337				1407				1438	
Northampton (NMP)	d	1248				1314				1348				1415				1448	
Wolverton (WOL)	d	1300				1326				1400				1427				1500	
Milton Keynes Central (MKC)	a	1304	1316			1330	1348		1353	1404	1415			1431	1448		1453	1504	
Milton Keynes Central (MKC)	d	1301	1305	1317	1322	1327	1332	1349	1352	1355	1405	1417	1422	1427	1432	1448	1452	1455	1505
Bletchley (BLY)	d	1310			1326	1337			1356	1410			1426	1437			1456	1510	
Leighton Buzzard (LBZ)	d	1317			1333	1344			1403	1417			1433	1444			1503	1517	
Cheddington (CED)	d				1339				1409				1439				1509		
Tring (TRI)	d				1345				1415				1445				1515		
Berkhamsted (BKM)	d				1350				1420				1450				1520		
Hemel Hempstead (HML)	d				1355				1425				1455				1525		
Apsley (APS)	d				1358				1428				1458				1528		
Kings Langley (KGL)	d				1401				1431				1501				1531		
Watford Junction (WFJ)	a	1334	1339s	1406					1436	1434	1439s	1506					1536	1534	
Watford Junction (WFJ)	d	1334		1406					1436	1434		1506					1536	1534	
Bushey (BSH)	a			1409					1439			1509					1539		
Harrow & Wealdstone (HRW)	a			1414					1444			1514					1544		
Wembley Central (WMB)	a																		
London Euston (EUS)	a	1336	1350	1355	1429	1404	1415	1425	1459	1428	1450	1455	1529	1504	1515	1525	1559	1528	1550

Operator Train ID Days of operation/Notes 1st Class/Reservations/Bus Catering facilities	VT	LM	VT	LM	LM	LM	VT	LM	VT	LM	VT	LM	LM	LM	VT	LM	VT	LM	
	9M53	2K26	1A35	1Y26	1U34	2K28	1A37	1Y28	9M54	2K30	1A41	1Y30	1U36	2K32	1A43	1Y32	1B52	2K34	
	H		C	E		B		J		C		E		B					
	☐	☐	☐	☐	☐	☐	☐	☐	☐	☐	☐	☐	☐	☐	☐	☐	☐	☐	
	☒		☒			☒		☒		☒				☒			☒		
Birmingham New Street (BHM)	d	1421			1406			1433	1521			1506				1532	1621		
Birmingham International (BHI)	d	1433			1416			1445	1533			1516				1544	1633		
Coventry (COV)	d	1445			1435			1504	1545			1535				1603	1645		
Rugby (RUG)	d	1456			1446	1527		1534	1516	1556		1546	1627		1634	1614	1656		
Long Buckby (LBK)	d				1456				1526			1556				1624			
Northampton (NMP)	a				1507				1537			1607				1635			
Northampton (NMP)	d				1515				1548			1615				1646			
Wolverton (WOL)	d				1527				1600			1627				1658			
Milton Keynes Central (MKC)	a	1515			1531	1548		1553	1604	1615		1631	1648		1653	1702	1716		
Milton Keynes Central (MKC)	d	1517	1522	1527	1532	1548	1552	1555	1605	1617	1622	1627	1632	1649	1652	1655	1703	1717	1722
Bletchley (BLY)	d		1526		1537		1556		1610			1626		1656		1708		1726	
Leighton Buzzard (LBZ)	d		1533		1544		1603		1617			1633		1703		1715		1733	
Cheddington (CED)	d		1539				1609					1639		1709				1739	
Tring (TRI)	d		1545				1615					1645		1715				1745	
Berkhamsted (BKM)	d		1550				1620					1650		1720				1750	
Hemel Hempstead (HML)	d		1555				1625					1655		1725				1755	
Apsley (APS)	d		1558				1628					1658		1728				1758	
Kings Langley (KGL)	d		1601				1631					1701		1731				1801	
Watford Junction (WFJ)	a	1539s	1606				1636		1634	1639s	1706			1736		1733	1739s	1806	
Watford Junction (WFJ)	d		1606				1636		1634		1706			1736		1733		1806	
Bushey (BSH)	a		1609				1639				1709			1739				1809	
Harrow & Wealdstone (HRW)	a		1614				1644				1714			1744				1814	
Wembley Central (WMB)	a																		
London Euston (EUS)	a	1555	1629	1604	1615	1625	1659	1628	1650	1655	1729	1704	1715	1725	1759	1728	1749	1755	1829

NOTES (see introductory pages for explanation of train operator codes and standard symbols)

- a Arrival time
- d Departure time
- s Stops to set down only
- B From Manchester Piccadilly, see table 065
- C From Liverpool Lime Street, see table 065
- D From Preston, see table 065
- E From Crewe, see table 066
- F From Holyhead, see table 065
- G From Shrewsbury, see table 064
- H From Glasgow Central, see table 065
- J From Edinburgh, see table 065

Birmingham, Coventry, Rugby, Northampton and Milton Keynes to London

Sundays

Operator Train ID Days of operation/Notes 1st Class/Reservations/Bus Catering facilities	VT 1A47 C ☐☐ ☒	LM 1Y34 E ☐	LM 1U38 E ☐	LM 2K36 B ☐	VT 1A49 B ☐☐ ☒	LM 1Y36 E ☐	VT 1B55 J ☐☐ ☒	LM 2K38 C ☐	VT 1A53 C ☐☐ ☒	LM 1Y38 E ☐	VT 1M15 H ☐☐ ☒	LM 1U40 E ☐	LM 2K40 B ☐☐ ☒	LM 1A55 B ☐☐ ☒	LM 1Y40 E ☐	VT 9M57 H ☐☐ ☒	LM 2K42 C ☐	VT 1A59 C ☐☐ ☒
Birmingham New Street (BHM) d		1606			1633	1721			1706						1733	1821		
Birmingham International (BHI) d		1616			1645	1733			1715						1745	1833		
Coventry (COV) d		1635			1704	1745			1734						1804	1845		
Rugby (RUG) d		1646	1727		1734	1715	1756		1745		1827		1834		1816	1856		
Long Buckby (LBK) d		1656			1725				1755						1827			
Northampton (NMP) a		1707			1736				1807						1839			
Northampton (NMP) d		1715			1747				1815						1848			
Wolverton (WOL) d		1727			1759				1827						1900			
Milton Keynes Central (MKC) a		1731	1748		1753	1803	1816		1831		1848		1853		1904	1915		
Milton Keynes Central (MKC) d	1727	1732	1749	1752	1755	1804	1817	1822	1827	1832	1844	1849	1852	1855	1905	1917	1922	1927
Bletchley (BLY) d		1737		1756	1809	1826			1837				1857		1910		1926	
Leighton Buzzard (LBZ) d		1744		1803	1816	1833			1844				1904		1917		1933	
Cheddington (CED) d				1809		1839							1909				1939	
Tring (TRI) d				1815		1845							1916				1945	
Berkhamsted (BKM) d				1820		1850							1921				1950	
Hemel Hempstead (HML) d				1825		1855							1925				1955	
Apsley (APS) d				1828		1858							1928				1958	
Kings Langley (KGL) d				1831		1901							1932				2001	
Watford Junction (WFJ) a				1836	1833	1839s	1906						1936		1934	1939s	2006	
Watford Junction (WFJ) d				1836	1834		1906						1937		1934		2006	
Bushey (BSH) a				1839			1909						1939				2009	
Harrow & Wealdstone (HRW) a				1844			1914						1945				2014	
Wembley Central (WMB) a																		
London Euston (EUS) a	1804	1815	1825	1859	1828	1849	1855	1929	1904	1915	1918	1925	1959	1928	1950	1955	2029	2004






Operator Train ID Days of operation/Notes 1st Class/Reservations/Bus Catering facilities	LM 1Y42 E ☐	LM 1U42 E ☐	LM 2K44 B ☐☐ ☒	VT 1A61 B ☐☐ ☒	LM 1Y44 E ☐	LM 2K46 C ☐	VT 9M47 J ☐☐ ☒	VT 1A64 C ☐☐ ☒	LM 1Y46 E ☐	LM 2Y48 C ☐	LM 2K48 C ☐	VT 1M17 H ☐☐ ☒	VT 1A66 B ☐☐ ☒	LM 2U44 E ☐	VT 9M59 H ☐☐ ☒	LM 2K52 C ☐	VT 1A69 C ☐☐ ☒	LM 2Y50 C ☐
Birmingham New Street (BHM) d	1806				1833		1921		1906	1933								2006
Birmingham International (BHI) d	1816				1845		1933		1915	1944								2016
Coventry (COV) d	1835				1904		1945		1934	2003								2035
Rugby (RUG) d	1846	1927		1934	1916		1956		1945	2015			2034	2027	2056			2046
Long Buckby (LBK) d	1856				1926				1955	2026								2056
Northampton (NMP) a	1907				1937				2008	2037				2047				2108
Northampton (NMP) d	1915				1948				2016					2048				2126
Wolverton (WOL) d	1927				2000				2028									2138
Milton Keynes Central (MKC) a	1931	1948		1953	2004		2015		2032				2053	2102	2117			2142
Milton Keynes Central (MKC) d	1932	1949	1952	1955	2005	2011	2017	2027	2033		2042	2045	2055	2103	2119	2124	2137	2142
Bletchley (BLY) d	1937		1956		2010	2015			2038		2047					2129		2147
Leighton Buzzard (LBZ) d	1944		2003		2017	2022			2045		2054					2136		2154
Cheddington (CED) d			2009			2027										2144		
Tring (TRI) d			2015			2033										2149		
Berkhamsted (BKM) d			2020			2038					2107					2154		2209
Hemel Hempstead (HML) d			2025			2043					2112					2159		2213
Apsley (APS) d			2028			2046					2115							2217
Kings Langley (KGL) d			2031			2049					2118							2220
Watford Junction (WFJ) a			2036		2034	2054	2039s				2123		2128s		2148s	2206	2210s	2225
Watford Junction (WFJ) d			2036		2034	2054					2123					2206		2225
Bushey (BSH) a			2039			2057										2209		
Harrow & Wealdstone (HRW) a			2044			2102					2129					2214		2231
Wembley Central (WMB) a																		
London Euston (EUS) a	2015	2025	2059	2028	2050	2118	2055	2105	2124		2144	2131	2147	2153	2211	2229	2237	2246

NOTES (see introductory pages for explanation of train operator codes and standard symbols)

- a Arrival time
- d Departure time
- s Stops to set down only
- B From Manchester Piccadilly, see table 065
- C From Liverpool Lime Street, see table 065
- E From Crewe, see table 066
- H From Glasgow Central, see table 065
- J From Edinburgh, see table 065

Birmingham, Coventry, Rugby, Northampton and Milton Keynes to London

Sundays

Operator Train ID Days of operation/Notes 1st Class/Reservations/Bus Catering facilities	LM 2Y52	VT 1M18 H	VT 1A70 B	LM 2U46 E	VT 9M60 J	LM 2Y54	VT 1A71 B	LM 2Y56	LM 2N48 E	VT 1A72 C	LM 2N60	VT 1B66 A	LM 2Y58	LM 2Y60	VT 9M63 H
	☐	☐☐☐ ☒	☐☐☐ ☒	☐	☐☐☐ ☒	☐	☐☐☐ ☒	☐	☐	☐☐☐ ☒	☐	☐☐☐ ☒	☐	☐	☐☐☐ ☒
Birmingham New Street (BHM)  d	2034				2121	2106		2136				2230	2210	2237	2256
Birmingham International (BHI)  d	2046				2133	2125		2148				2241	2228	2256	2308
Coventry (COV) d	2105				2145	2138		2208				2253	2247	2315	2320
Rugby (RUG) d	2116			2129	2156	2148	2215	2220	2225	2233		2304	2257	2326	2332
Long Buckby (LBK) d	2126			2139		2158		2230	2235				2307	2337	
Northampton (NMP) a	2137			2152		2211		2241	2247				2318	2348	2352s
Northampton (NMP) d				2154		2218					2301		2327		
Wolverton (WOL) d				2207		2231					2312		2339		
Milton Keynes Central (MKC) a				2210	2229	2235	2249			2305	2316	2336	2343		0012s
Milton Keynes Central (MKC) d		2154	2200	2211	2230	2235	2251			2306	2317	2338	2343		
Bletchley (BLY) d				2216		2240					2322		2348		
Leighton Buzzard (LBZ) d				2223		2247					2329		2355		
Cheddington (CED) d				2231							2338				
Tring (TRI) d				2237							2343				
Berkhamsted (BKM) d				2242		2302					2348		0011		
Hemel Hempstead (HML) d				2246		2307					2353		0015		
Apsley (APS) d						2310							0018		
Kings Langley (KGL) d						2313							0022		
Watford Junction (WFJ) a		2229s	2235s	2253	2301s	2317	2322s			2336s	2359	0006s	0026		0042s
Watford Junction (WFJ) d				2254		2318					0001		0027		
Bushey (BSH) a				2256							0003				
Harrow & Wealdstone (HRW)  a				2302		2324					0009		0033		
Wembley Central (WMB)  a															
London Euston (EUS)  a		2252	2257	2316	2322	2339	2342			2355	0025	0028	0047		0100

NOTES (see introductory pages for explanation of train operator codes and standard symbols)

- a Arrival time
- d Departure time
- s Stops to set down only
- A From Wolverhampton, see table 064
- B From Manchester Piccadilly, see table 065
- C From Liverpool Lime Street, see table 065
- E From Crewe, see table 066
- H From Glasgow Central, see table 065
- J From Edinburgh, see table 065