




London to Chelmsford, Witham, Braintree, Colchester, Clacton-on-Sea, Walton-on-the-Naze, Harwich and Ipswich

Mondays to Fridays

Operator	LE	LE	LE	LE	LE	LE	LE	LE	LE	LE	LE	LE	LE	LE	LE	LE	LE	LE	LE
Train ID	2E70	2A00	2A02	2Y02	2F06	2F02	2N00	2N02	2F04	2N04	2F04	2N06	1P02	1N02	2N10	2Y04	2A06	1F02	
Days of operation/Notes 1st Class/Reservations/Bus	B												A ◇						
London Liverpool Street (LST)  15 d										0523			0600	0602				0616	
Stratford (SRA)  7 d										0530				0609				0623	
Romford (RMF) d										0538									
Shenfield (SNF) 3 d									0545	0548				0625				0639	
Ingatestone (INT) d										0552								0644	
Chelmsford (CHM) 3 d										0559			0630	0634				0651	
Hatfield Peverel (HAP) d										0605				0640					
Witham (WTM) 2 a									0608	0611	←			0646				0701	
Witham (WTM) 2 d						0521			0614	0612	0614			0646				0703	
White Notley (WNY) d						0528			↘		0621							0710	
Cressing (CES) d						0530					0623							0712	
Braintree Freeport (BTP) d						0533					0626							0715	
Braintree (BTR) a						0537					0630							0719	
Kelvedon (KEL) d										0616				0650					
Marks Tey (MKT) 2 d										0622				0656					
Colchester (COL) 4 a										0629			0649	0703					
Colchester (COL) 4 d	0540		0607	0615	0624					0630			0650	0703		0710			
Colchester Town (CET) a					0631														
Colchester Town (CET) d																			
Hythe (HYH) d														0708					
Wivenhoe (WIV) 3 d										0637				0712					
Alresford (Essex) (ALR) d														0715					
Great Bentley (GRB) d														0719					
Weeley (WEE) d														0723					
Thorpe-le-Soken (TLS) 1 a										0650				0728					
Thorpe-le-Soken (TLS) 1 d										0650			0657	0728	0737				
Kirby Cross (KBX) d						0600	0630						0705c		0745c				
Frinton-on-Sea (FRI) d						0608c	0638c						0708		0748				
Walton-on-the-Naze (WON) a						0611	0641						0712		0752				
Walton-on-the-Naze (WON) d						0615	0645												
Clacton-on-Sea (CLT) a										0659				0738					
Manningtree (MNG) 2 d	0549	0553	0616	0623									0658			0718	0724		
Mistley (MIS) d		0557	0620															0728	
Wrabness (WRB) d		0602	0625															0733	
Harwich International (HPQ)  d		0610	0633															0741	
Dovercourt (DVC) d		0613	0637															0744	
Harwich Town (HWC) a		0615	0639															0746	
Ipswich (IPS) a	0600			0634									0709			0729			

For the complete service between London and Shenfield see table 4




NOTES (see introductory pages for explanation of train operator codes and standard symbols)

- a Arrival time
- d Departure time
- c Arrives 3 minutes earlier

- A To Norwich, see table 8
- B To Peterborough, see table 12

London to Chelmsford, Witham, Braintree, Colchester, Clacton-on-Sea, Walton-on-the-Naze, Harwich and Ipswich

Mondays to Fridays

Operator Train ID Days of operation/Notes 1st Class/Reservations/Bus	LE 1P04 A 1◇	LE 2F88	LE 1F04	LE 1A04	LE 1P06 A 1◇	LE 2W06 C	LE 1F06	LE 2F12	LE 2Y06	LE 1N06	LE 2F12	LE 1P08 A 1◇	LE 1F08	LE 1F10	LE 1P10 A 1◇	LE 2A10	LE 2F18	LE 1Y98
London Liverpool Street (LST)  15 d	0625		0632	0648	0700		0702		0708	0716		0730	0736	0746	0755			0800
Stratford (SRA)  17 d	0633u		0639	0655			0709		0715	0724			0745	0754				0808
Romford (RMF) d									0724									
Shenfield (SNF) 3 d			0655	0710	0722u		0725		0733	0740			0801	0811				0825
Ingatestone (INT) d			0700						0744	0744			0806					
Chelmsford (CHM) 3 d	0656		0707	0720			0734		0743	0753		0802	0812	0820				0834
Hatfield Peverel (HAP) d							0740						0819					
Witham (WTM) 2 a	0705		0717	0730			0747		0753	0803			0825	0831				0844
Witham (WTM) 2 d	0706		0718	0730			0748		0753	0803			0825	0835				0845
White Notley (WNY) d							0755							0842				
Cressing (CES) d							0757							0844				
Braintree Freeport (BTP) d							0800							0847				
Braintree (BTR) a							0804							0851				
Kelvedon (KEL) d			0722						0758				0829					
Marks Tey (MKT) 2 d			0728	0738					0803	0811			0835					
Colchester (COL) 4 a	0718		0735	0745	0749				0810	0818		0822	0842		0845			0857
Colchester (COL) 4 d	0719	0726	0737	0745	0751			0758	0811	0819		0822	0843		0847		0856	0857
Colchester Town (CET) a		0734	0746					0805					0851				0903	
Colchester Town (CET) d		0738						0809									0907	
Hythe (HYH) d		0742						0813		0823							0911	
Wivenhoe (WIV) 3 d		0746						0817		0827							0915	
Alresford (Essex) (ALR) d								0821									0919	
Great Bentley (GRB) d								0825									0923	
Weeley (WEE) d								0828									0926	
Thorpe-le-Soken (TLS) 1 a		0757						0833		0838	←						0931	
Thorpe-le-Soken (TLS) 1 d		0757						0840		0838	0840						0938	
Kirby Cross (KBX) d							→				0845						→	
Frinton-on-Sea (FRI) d											0848							
Walton-on-the-Naze (WON) a											0852							
Clacton-on-Sea (CLT) a		0806								0847								
Manningtree (MNG) 2 d	0727			0753	0759				0819			0830			0855	0859		
Mistley (MIS) d				0757		0800e										0903		
Wrabness (WRB) d				0803		0754e										0908		
Harwich International (HPQ)  d				0811		0748										0916		
Dovercourt (DVC) d				0814												0919		
Harwich Town (HWC) a				0816												0921		
Ipswich (IPS) a	0738				0809	0815			0830			0842			0905			0914

NOTES (see introductory pages for explanation of train operator codes and standard symbols)

- a Arrival time
- d Departure time
- u Stops to pick up only
- e Calls at Wrabness and Mistley after Harwich International

- A To Norwich, see table 8
- C To Cambridge, see table 12

London to Chelmsford, Witham, Braintree, Colchester, Clacton-on-Sea, Walton-on-the-Naze, Harwich and Ipswich

Mondays to Fridays

Operator Train ID Days of operation/Notes 1st Class/Reservations/Bus Catering facilities	LE 1Y08	LE 1N12	LE 2F18	LE 1P12 A A A	LE 2F20	LE 1F14	LE 1F16	LE 1P14 A A A	LE 2A12	LE 2F26	LE 1Y10	LE 1N16	LE 2F26	LE 2F28	LE 1P16 A A A	LE 2F30	LE 1F18	LE 1P18 A A A
London Liverpool Street (LST) 15 d	0806	0816		0830		0836	0848	0900			0902	0918			0930	0938	0948	1000
Stratford (SRA) 7 d	0814	0824		0838u		0845	0855				0909	0925			0938u	0945	0955	
Romford (RMF)																0953		
Shenfield (SNF) 3 d	0830	0841				0903	0911				0925	0941				1003	1011	
Ingatstone (INT) d	0834	0845					0915					0945					1015	
Chelmsford (CHM) 3 d	0841	0852		0901		0912	0922				0934	0952			1003	1012	1022	
Hatfield Peverel (HAP) d	0847										0940							
Witham (WTM) 2 a	0853	0902				0922	0933				0946	1002				1022	1033	
Witham (WTM) 2 d	0853	0903				0923	0935				0947	1003				1023	1034	
White Notley (WNY) d							0942										1041	
Cressing (CES) d							0944										1043	
Braintree Freeport (BTP) d							0947										1046	
Braintree (BTR) a							0951										1050	
Kelvedon (KEL) d	0857					0927					0951					1027		
Marks Tey (MKT) 2 d	0903	0910				0933					0957					1033		
Colchester (COL) 4 a	0911	0917		0922		0940		0947			1004	1015			1021	1040		1046
Colchester (COL) 4 d	0911	0918		0922	0922	0941		0947		0956	1004	1016		1020	1021	1041		1046
Colchester Town (CET) a					0929	0949				1003				1027		1049		
Colchester Town (CET) d										1007								
Hythe (HYH) d										1011								
Wivenhoe (WIV) 3 d		0925								1015		1023						
Alresford (Essex) (ALR) d										1019								
Great Bentley (GRB) d										1023								
Weeley (WEE) d										1026								
Thorpe-le-Soken (TLS) 1 a		0936	←							1031		1035	←					
Thorpe-le-Soken (TLS) 1 d		0936	0938							1037		1035	1037					
Kirby Cross (KBX) d			0943							→			1042					
Frinton-on-Sea (FRI) d			0946										1045					
Walton-on-the-Naze (WON) a			0950										1049					
Clacton-on-Sea (CLT) a		0945										1044						
Manningtree (MNG) 2 d	0919			0930				0955	0959		1012				1029			1054
Mistley (MIS) d									1003									
Wrabness (WRB) d									1008									
Harwich International (HPQ) d									1016									
Dovercourt (DVC) d									1019									
Harwich Town (HWC) a									1021									
Ipswich (IPS) a	0930			0941				1005			1024				1040			1105

NOTES (see introductory pages for explanation of train operator codes and standard symbols)

- a Arrival time
- d Departure time
- u Stops to pick up only

A To Norwich, see table 8

London to Chelmsford, Witham, Braintree, Colchester, Clacton-on-Sea, Walton-on-the-Naze, Harwich and Ipswich

Mondays to Fridays

Operator Train ID Days of operation/Notes 1st Class/Reservations/Bus Catering facilities	LE 2A14	LE 2F32	LE 1Y12	LE 1N18	LE 2F32	LE 2F34	LE 1P20 A ◇ ⌂	LE 2F36	LE 1F20	LE 1P22 A ⌂◇ ⌂	LE 2A16	LE 2F38	LE 1Y14	LE 1N20	LE 2F38	LE 2F40	LE 1P24 A ⌂◇ ⌂	LE 2F42
London Liverpool Street (LST) 15 d			1002	1018			1030	1036	1047	1100			1102	1118			1130	1136
Stratford (SRA) 7 d			1009	1025			1038u	1043	1054				1109	1125			1138u	1143
Romford (RMF) d								1051										1151
Shenfield (SNF) 3 d			1025	1041				1101	1111				1125	1141				1201
Ingatstone (INT) d				1045					1115					1146				
Chelmsford (CHM) 3 d			1034	1052			1104	1110	1122				1134	1153			1201	1210
Hatfield Peverel (HAP) d			1040										1140					
Witham (WTM) 2 a			1046	1102				1120	1133				1146	1204				1220
Witham (WTM) 2 d			1047	1103				1121	1134				1147	1204				1221
White Notley (WNY) d									1141									
Cressing (CES) d									1143									
Braintree Freeport (BTP) d									1146									
Braintree (BTR) a									1150									
Kelvedon (KEL) d			1051					1125					1151					1225
Marks Tey (MKT) 2 d			1057					1131					1157					1231
Colchester (COL) 4 a			1104	1115			1122	1138		1146			1204	1216			1219	1238
Colchester (COL) 4 d		1056	1104	1116		1120	1123	1139		1147		1156	1204	1216		1220	1221	1239
Colchester Town (CET) a		1103				1127		1147				1203			1227			1250
Colchester Town (CET) d		1107										1207						
Hythe (HYH) d		1111										1211						
Wivenhoe (WIV) 3 d		1115		1123								1215		1224				
Alresford (Essex) (ALR) d		1119										1219						
Great Bentley (GRB) d		1123										1223						
Weeley (WEE) d		1126										1226						
Thorpe-le-Soken (TLS) 1 a		1131		1135	←							1231		1235	←			
Thorpe-le-Soken (TLS) 1 d		1137		1135	1137							1237		1235	1237			
Kirby Cross (KBX) d		→			1142							→			1242			
Frinton-on-Sea (FRI) d					1145										1245			
Walton-on-the-Naze (WON) a					1149										1249			
Clacton-on-Sea (CLT) a				1144										1244				
Manningtree (MNG) 2 d	1059		1112				1131			1155	1159		1212				1229	
Mistley (MIS) d	1103										1203							
Wrabness (WRB) d	1108										1208							
Harwich International (HPQ) d	1116										1216							
Dovercourt (DVC) d	1119										1219							
Harwich Town (HWC) a	1121										1221							
Ipswich (IPS) a			1124				1141			1206			1224				1240	

NOTES (see introductory pages for explanation of train operator codes and standard symbols)

- a Arrival time
- d Departure time
- u Stops to pick up only

A To Norwich, see table 8

London to Chelmsford, Witham, Braintree, Colchester, Clacton-on-Sea, Walton-on-the-Naze, Harwich and Ipswich

Mondays to Fridays

Operator Train ID Days of operation/Notes 1st Class/Reservations/Bus Catering facilities	LE 1F22	LE 1P26 A A A	LE 2A18	LE 2F44	LE 1Y16	LE 1N22	LE 2F44	LE 1P28 A A A	LE 2F46	LE 2F48	LE 1F24	LE 1P30 A A A	LE 2A20	LE 2F50	LE 1Y18	LE 1N24	LE 2F50	LE 1P32 A A A
London Liverpool Street (LST) 15 d	1147	1200			1202	1218		1230		1236	1247	1300			1302	1318		1330
Stratford (SRA) 7 d	1155				1209	1225		1238u		1243	1254				1309	1326		1338u
Romford (RMF) d										1251								
Shenfield (SNF) 3 d	1211				1225	1241				1301	1311				1325	1341		
Ingatestone (INT) d	1216					1246					1315					1346		
Chelmsford (CHM) 3 d	1223				1234	1253		1301		1310	1322				1334	1353		1401
Hatfield Peverel (HAP) d					1240										1340			
Witham (WTM) 2 a	1233				1246	1303				1320	1333				1346	1403		
Witham (WTM) 2 d	1234				1247	1303				1321	1334				1347	1403		
White Notley (WNY) d	1241										1341							
Cressing (CES) d	1243										1343							
Braintree Freeport (BTP) d	1246										1346							
Braintree (BTR) a	1250										1351							
Kelvedon (KEL) d					1251					1325					1351			
Marks Tey (MKT) 2 d					1257					1331					1357			
Colchester (COL) 4 a		1246			1304	1315		1319		1338		1347			1404	1415		1419
Colchester (COL) 4 d		1247			1304	1316		1320	1320	1339		1348			1404	1416		1420
Colchester Town (CET) a					1303				1327	1347					1403			
Colchester Town (CET) d					1307										1407			
Hythe (HYH) d					1311										1411			
Wivenhoe (WIV) 3 d					1315		1323								1415		1423	
Alresford (Essex) (ALR) d					1319										1419			
Great Bentley (GRB) d					1323										1423			
Weeley (WEE) d					1326										1426			
Thorpe-le-Soken (TLS) 1 a					1331		1335	←							1431		1435	←
Thorpe-le-Soken (TLS) 1 d					1337		1335	1337							1437		1435	1437
Kirby Cross (KBX) d					←			1342							←			1442
Frinton-on-Sea (FRI) d								1345										1445
Walton-on-the-Naze (WON) a								1349										1449
Clacton-on-Sea (CLT) a						1344												1444
Manningtree (MNG) 2 d		1255	1259		1312			1328				1356	1359		1412			1428
Mistley (MIS) d			1303										1403					
Wrabness (WRB) d			1308										1408					
Harwich International (HPQ) d			1316										1416					
Dovercourt (DVC) d			1319										1419					
Harwich Town (HWC) a			1321										1421					
Ipswich (IPS) a		1305			1324			1338				1406			1424			1438















NOTES (see introductory pages for explanation of train operator codes and standard symbols)

- a Arrival time
- d Departure time
- u Stops to pick up only

A To Norwich, see table 8

London to Chelmsford, Witham, Braintree, Colchester, Clacton-on-Sea, Walton-on-the-Naze, Harwich and Ipswich

Mondays to Fridays

Operator	LE	LE	LE	LE	LE	LE	LE	LE	LE	LE	LE	LE	LE	LE	LE	LE	LE	LE
Train ID	2F52	2F54	1F26	1P34	2A22	2F56	1Y20	1N26	2F56	2F58	1P36	2F60	1F28	1P38	2A24	2F62	1Y22	2A26
Days of operation/Notes 1st Class/Reservations/Bus Catering facilities				A A A							A A A			A A A				
London Liverpool Street (LST)  d		1336	1347	1400			1402	1418			1430	1436	1447	1500				1502
Stratford (SRA)  d		1343	1354				1409	1425			1438u	1443	1454					1509
Romford (RMF) d		1351										1452						
Shenfield (SNF)  d		1401	1411				1425	1441				1501	1510					1525
Ingatstone (INT) d			1415					1445					1515					
Chelmsford (CHM)  d		1410	1422				1434	1452			1502	1511	1522					1534
Hatfield Peverel (HAP) d							1440											1540
Witham (WTM)  a		1420	1433				1446	1502				1521	1532					1546
Witham (WTM)  d		1421	1434				1447	1503				1521	1534					1547
White Notley (WNY) d			1441										1541					
Cressing (CES) d			1443										1543					
Braintree Freeport (BTP) d			1446										1546					
Braintree (BTR) a			1450										1550					
Kelvedon (KEL) d		1425					1451					1526						1551
Marks Tey (MKT)  d		1431					1457					1531						1557
Colchester (COL)  a		1438		1446			1504	1515			1520	1538		1546				1604
Colchester (COL)  d	1420	1439		1447		1456	1504	1516		1520	1521	1539		1548		1556	1604	1614
Colchester Town (CET) a	1427	1447				1503				1527		1547				1603		
Colchester Town (CET) d						1507												1607
Hythe (HYH) d						1511												1611
Wivenhoe (WIV)  d						1515		1524										1615
Alresford (Essex) (ALR) d						1519												1619
Great Bentley (GRB) d						1523												1623
Weeley (WEE) d						1526												1626
Thorpe-le-Soken (TLS)  a						1531		1535	←									1631
Thorpe-le-Soken (TLS)  d						1538		1535	1538									1637
Kirby Cross (KBX) d						→			1543									→
Frinton-on-Sea (FRI) d									1546									
Walton-on-the-Naze (WON) a									1550									
Clacton-on-Sea (CLT) a								1544										
Manningtree (MNG)  d				1455	1459		1512				1528			1556	1559		1612	1623
Mistley (MIS) d					1503										1603			1627
Wrabness (WRB) d					1508										1608			1632
Harwich International (HPQ)  d					1516										1616			1640
Dovercourt (DVC) d					1519										1619			1644
Harwich Town (HWC) a					1521										1621			1646
Ipswich (IPS) a				1505			1524				1538			1606			1624	




NOTES (see introductory pages for explanation of train operator codes and standard symbols)

- a Arrival time
- d Departure time
- u Stops to pick up only

A To Norwich, see table 8

London to Chelmsford, Witham, Braintree, Colchester, Clacton-on-Sea, Walton-on-the-Naze, Harwich and Ipswich

Mondays to Fridays

Operator Train ID Days of operation/Notes 1st Class/Reservations/Bus Catering facilities	LE 1N28	LE 2F62	LE 1P40 A ◇ ⌂	LE 2F64	LE 2F66	LE 2F68	LE 1F30	LE 1P42 A ◇ ⌂	LE 2A28	LE 2F70	LE 1Y24	LE 2A30	LE 2F72	LE 1N38	LE 2F70	LE 1P44 A ◇ ⌂	LE 1F32	LE 1Y26
London Liverpool Street (LST)  15 d	1518		1530			1536	1547	1600			1602			1615		1630	1617	1632
Stratford (SRA)  7 d	1525					1543	1554				1609			1623			1626	
Romford (RMF) d						1551												
Shenfield (SNF) 3 d	1541					1601	1611				1625			1639			1642	1654
Ingatestone (INT) d	1545				1557	1604	1615										1647	
Chelmsford (CHM) 3 d	1552		1559		1604	1610	1622				1635			1649			1654	1704
Hatfield Peverel (HAP) d					1610						1641							
Witham (WTM) 2 a	1602				1616	1620	1633				1647						1704	1712
Witham (WTM) 2 d	1603				1617	1621	1635				1647						1704	1712
White Notley (WNY) d							1642											
Cressing (CES) d							1644											
Braintree Freeport (BTP) d							1647											
Braintree (BTR) a							1651											
Kelvedon (KEL) d					1621	1625					1652			1700				
Marks Tey (MKT) 2 d					1627	1631					1657			1706				1720
Colchester (COL) 4 a	1615		1620		1635	1639		1646			1704			1713		1717	1722	1729
Colchester (COL) 4 d	1616		1620	1620		1640		1647		1656	1705		1709	1714		1718	1726	1729
Colchester Town (CET) a				1627		1648				1703			1716				1733	
Colchester Town (CET) d										1707							1737	
Hythe (HYH) d										1711				1718			1741	
Wivenhoe (WIV) 3 d	1623									1715				1722			1745	
Alresford (Essex) (ALR) d										1719							1749	
Great Bentley (GRB) d										1723							1753	
Weeley (WEE) d										1726							1756	
Thorpe-le-Soken (TLS) 1 a	1635	←								1731				1735	←		1801	
Thorpe-le-Soken (TLS) 1 d	1635	1637								1737				1735	1737		1809	
Kirby Cross (KBX) d		1642								→					1742		→	
Frinton-on-Sea (FRI) d		1645													1745			
Walton-on-the-Naze (WON) a		1649													1749			
Clacton-on-Sea (CLT) a	1644													1746				
Manningtree (MNG) 2 d			1628					1655	1659		1713	1723						1737
Mistley (MIS) d									1703			1727						
Wrabness (WRB) d									1708			1732						
Harwich International (HPQ)  d									1716			1740						
Dovercourt (DVC) d									1719			1743						
Harwich Town (HWC) a									1721			1745						
Ipswich (IPS) a			1638					1706			1727					1734		1750




NOTES (see introductory pages for explanation of train operator codes and standard symbols)

a Arrival time
d Departure time

A To Norwich, see table 8

London to Chelmsford, Witham, Braintree, Colchester, Clacton-on-Sea, Walton-on-the-Naze, Harwich and Ipswich

Mondays to Fridays

Operator Train ID Days of operation/Notes 1st Class/Reservations/Bus Catering facilities	LE 1F34	LE 1N40	LE 1A40	LE 1F32	LE 1F36	LE 9P46 A A A	LE 2F76	LE 1Y48	LE 1N44	LE 2F76	LE 1F44	LE 1F40	LE 1Y28	LE 1F44	LE 1F42	LE 1P50 A A A	LE 2A36	LE 1N46
London Liverpool Street (LST)  15 d	1634	1642			1645	1700		1702	1708		1708	1712	1718		1720	1730		1732
Stratford (SRA)  7 d	1642	1650			1654			1711	1717		1717	1720	1726		1729			1740
Romford (RMF) d																		
Shenfield (SNF) 3 d	1658				1709			1726							1745			
Ingatstone (INT) d					1713										1749			
Chelmsford (CHM) 3 d	1708	1714			1720			1735	1740		1740	1744	1750		1757			1805
Hatfield Peverel (HAP) d	1714											1750						
Witham (WTM) 2 a	1720				1731			1744	1750		1750	1758			1808			1815
Witham (WTM) 2 d	1721							1745	1750		1750				1810			1815
White Notley (WNY) d	1728														1817			
Cressing (CES) d	1730														1819			
Braintree Freeport (BTP) d	1733														1822			
Braintree (BTR) a	1739														1828			
Kelvedon (KEL) d		1726							1755		1755		1802					
Marks Tey (MKT) 2 d								1752	1800		1800							1823
Colchester (COL) 4 a		1737						1759	1807		1807		1812	←				1830
Colchester (COL) 4 d		1743	1745					1756	1759	1811		1816		1813	1816			1830
Colchester Town (CET) a								1803				←		1816	1826			
Colchester Town (CET) d								1807										
Hythe (HYH) d								1811		1816								
Wivenhoe (WIV) 3 d		1750						1815		1820								1838
Alresford (Essex) (ALR) d		1754						1819		1823								
Great Bentley (GRB) d		1758						1823		1827								
Weeley (WEE) d								1826										
Thorpe-le-Soken (TLS) 1 a		1805		←				1831		1835	←							1850
Thorpe-le-Soken (TLS) 1 d		1805		1809				1837		1835	1837							1850
Kirby Cross (KBX) d				1814			→				1842							
Frinton-on-Sea (FRI) d				1817							1845							
Walton-on-the-Naze (WON) a				1823							1849							
Clacton-on-Sea (CLT) a		1816							1846									1902
Manningtree (MNG) 2 d			1754						1807				1821			1827	1836	
Mistley (MIS) d			1758														1840	
Wrabness (WRB) d			1803														1845	
Harwich International (HPQ)  d			1811														1853	
Dovercourt (DVC) d			1815														1856	
Harwich Town (HWC) a			1819														1858	
Ipswich (IPS) a						1755		1819					1834			1837		

NOTES (see introductory pages for explanation of train operator codes and standard symbols)

a Arrival time
d Departure time

A To Norwich, see table 8

London to Chelmsford, Witham, Braintree, Colchester, Clacton-on-Sea, Walton-on-the-Naze, Harwich and Ipswich

Mondays to Fridays

Operator Train ID Days of operation/Notes 1st Class/Reservations/Bus Catering facilities	LE 2N76	LE 1A38	LE 2N78 F	LE 1P52 A A A	LE 2A38	LE 1F46	LE 1N48	LE 1Y32	LE 1F48	LE 1P54 A ◇	LE 2F84	LE 1N50	LE 2N80	LE 2F84	LE 1F48	LE 2F86	LE 1P56 A A A	LE 2A40
London Liverpool Street (LST) 15 d		1738		1750		1740	1752	1758	1800	1810		1812					1830	
Stratford (SRA) 7 d		1746				1749	1800	1806	1809			1820						
Romford (RMF) d																		
Shenfield (SNF) 3 d						1805			1825									
Ingatestone (INT) d						1809			1829									
Chelmsford (CHM) 3 d		1810				1817	1825		1837			1846						
Hatfield Peverel (HAP) d		1816						1835				1852						
Witham (WTM) 2 a						1828	1835	1841	1854			1858						
Witham (WTM) 2 d						1831	1836	1841	1901			1858						
White Notley (WNY) d																	1901	
Cressing (CES) d																	1908	
Braintree Freeport (BTP) d																	1910	
Braintree (BTR) a																	1913	
Kelvedon (KEL) d		1823				1837		1846									1919	
Marks Tey (MKT) 2 d							1846					1906						
Colchester (COL) 4 a		1834		1841		1848	1853	1856		1900		1913						1920
Colchester (COL) 4 d		1835	1839	1843		1849	1854	1857		1901	1909	1913					1917	1920
Colchester Town (CET) a						1859					1916						1925	
Colchester Town (CET) d											1920						1920	
Hythe (HYH) d			1843				1858					1918					1924	
Wivenhoe (WIV) 3 d			1847				1902					1922					1928	
Alresford (Essex) (ALR) d			1851														1932	
Great Bentley (GRB) d			1855														1936	
Weeley (WEE) d			1858														1939	
Thorpe-le-Soken (TLS) 1 a			1903				1913					1933					1944	
Thorpe-le-Soken (TLS) 1 d	1855		1903				1913					1933	1937	1944				
Kirby Cross (KBX) d	1903c																1942	
Frinton-on-Sea (FRI) d	1906																1945	
Walton-on-the-Naze (WON) a	1910																1949	
Clacton-on-Sea (CLT) a			1912				1924					1944		1953				
Manningtree (MNG) 2 d		1843		1851	1901			1905		1910								1928
Mistley (MIS) d					1905													1938
Wrabness (WRB) d					1910													1943
Harwich International (HPQ) d		1901a			1918													1951
Dovercourt (DVC) d					1921													1954
Harwich Town (HWC) a					1923													1956
Ipswich (IPS) a				1901				1919		1920								1938

NOTES (see introductory pages for explanation of train operator codes and standard symbols)

- a Arrival time
- d Departure time
- c Arrives 3 minutes earlier

- A To Norwich, see table 8
- F From Manningtree

London to Chelmsford, Witham, Braintree, Colchester, Clacton-on-Sea, Walton-on-the-Naze, Harwich and Ipswich

Mondays to Fridays

Operator Train ID Days of operation/Notes 1st Class/Reservations/Bus Catering facilities	LE 1N88	LE 1F52	LE 1Y36	LE 1F52	LE 1N54	LE 1N88	LE 9P92 A A A	LE 1P58 A A	LE 2A42	LE 2F90	LE 1A94	LE 1F50	LE 1Y38	LE 1N56	LE 2F90	LE 1P60 A A A	LE 2F92	LE 1A86
London Liverpool Street (LST) 15 d	1819	1832		1835		1900	1902				1848	1904	1910	1918		1930		1932
Stratford (SRA) 7 d	1827	1840		1843							1856	1911	1917	1925				1939
Romford (RMF) d																		
Shenfield (SNF) 3 d	1843			1859								1927		1941				
Ingatestone (INT) d	1848			1904										1945				
Chelmsford (CHM) 3 d	1855	1903		1911							1919	1937	1941	1952				2002
Hatfield Peverel (HAP) d				1917									1947					
Witham (WTM) 2 a	1905	1913		1923							1930	1947	1953	2002				2012
Witham (WTM) 2 d	1909	1914		1923							1937	1949	1953	2003				2013
White Notley (WNY) d													1956					
Cressing (CES) d													1958					
Braintree Freeport (BTP) d													2001					
Braintree (BTR) a													2005					
Kelvedon (KEL) d			1918									1943		1958				
Marks Tey (MKT) 2 d	1918			1931								1949		2003				
Colchester (COL) 4 a	1926	1930	←	1938			1948				1956		2010	2015		2019		2025
Colchester (COL) 4 d	1929	1934	→	1930	1934	1939		1950		1956	1957		2011	2016		2020	2020	2025
Colchester Town (CET) a		→		1945						2003							2027	
Colchester Town (CET) d										2007								
Hythe (HYH) d	1934			1943						2011								
Wivenhoe (WIV) 3 d	1938			1947						2015			2023					
Alresford (Essex) (ALR) d	1942									2019								
Great Bentley (GRB) d	1946									2023								
Weeley (WEE) d	1949									2026								
Thorpe-le-Soken (TLS) 1 a	1954			1958	←					2031				2035	←			
Thorpe-le-Soken (TLS) 1 d	2000			1958	2000					2037				2035	2037			
Kirby Cross (KBX) d	→				2005					→					2042			
Frinton-on-Sea (FRI) d					2008										2045			
Walton-on-the-Naze (WON) a					2014										2049			
Clacton-on-Sea (CLT) a					2011									2045				
Manningtree (MNG) 2 d			1938					1957	2000		2005		2019			2029		2034
Mistley (MIS) d									2004									
Wrabness (WRB) d									2009									
Harwich International (HPQ) d									2017		2023a							2053a
Dovercourt (DVC) d									2020									
Harwich Town (HWC) a									2022									
Ipswich (IPS) a			1951				1955	2008					2030			2040		

NOTES (see introductory pages for explanation of train operator codes and standard symbols)

a Arrival time

d Departure time

A To Norwich, see table 8

London to Chelmsford, Witham, Braintree, Colchester, Clacton-on-Sea, Walton-on-the-Naze, Harwich and Ipswich

Mondays to Fridays

Operator Train ID Days of operation/Notes 1st Class/Reservations/Bus Catering facilities	LE 2A44	LE 1F54	LE 1F56	LE 1P62 A ◇ ⚡	LE 2A46	LE 2N92 E	LE 2F96	LE 1Y40	LE 1N58	LE 2F96	LE 2F98	LE 1P64 A ◇ ⚡	LE 1F02	LE 1F58	LE 1P66 A ◇	LE 2A50	LE 2D98 D	LE 2F04
London Liverpool Street (LST) 15 d		1937	1948	2000				2002	2018			2030	2038	2048	2100			
Stratford (SRA) 7 d		1944	1955					2009	2025			2038u	2045	2055				
Romford (RMF) d																		
Shenfield (SNF) 3 d		2001	2011					2025	2041				2103	2111				
Ingatstone (INT) d			2015						2045					2115				
Chelmsford (CHM) 3 d		2010	2022					2035	2052			2100	2112	2122				
Hatfield Peverel (HAP) d		2016						2041										
Witham (WTM) 2 a		2022	2036					2047	2102				2122	2133				
Witham (WTM) 2 d		2023	2037					2047	2103				2123	2134				
White Notley (WNY) d			2044											2141				
Cressing (CES) d			2046											2143				
Braintree Freeport (BTP) d			2049											2146				
Braintree (BTR) a			2053											2150				
Kelvedon (KEL) d		2027						2052					2127					
Marks Tey (MKT) 2 d		2033						2057					2133					
Colchester (COL) 4 a		2040		2049				2104	2115			2120	2140		2146			
Colchester (COL) 4 d		2041		2050				2105	2116			2120	2141		2147			2156
Colchester Town (CET) a		2049						2103				2127	2149					2203
Colchester Town (CET) d								2107										2207
Hythe (HYH) d								2111										2211
Wivenhoe (WIV) 3 d								2115	2123									2215
Alresford (Essex) (ALR) d								2119										2219
Great Bentley (GRB) d								2123										2223
Weeley (WEE) d								2126										2226
Thorpe-le-Soken (TLS) 1 a								2131	2135	←								2231
Thorpe-le-Soken (TLS) 1 d						2054	2137		2135	2137								2237
Kirby Cross (KBX) d							→			2142								→
Frinton-on-Sea (FRI) d										2145								
Walton-on-the-Naze (WON) a										2149								
Clacton-on-Sea (CLT) a						2103			2144									
Manningtree (MNG) 2 d	2038			2058	2101			2113				2129			2155	2200		
Mistley (MIS) d	2042				2105											2204		
Wrabness (WRB) d	2047				2110											2209		
Harwich International (HPQ) d	2055				2118											2217	2147	
Dovercourt (DVC) d	2058				2121											2220		
Harwich Town (HWC) a	2100				2123											2222		
Ipswich (IPS) a				2108				2125				2139			2205		2213	




NOTES (see introductory pages for explanation of train operator codes and standard symbols)

a Arrival time
d Departure time
u Stops to pick up only

A To Norwich, see table 8
D To Lowestoft, see table 11
E From Walton-on-the-Naze

London to Chelmsford, Witham, Braintree, Colchester, Clacton-on-Sea, Walton-on-the-Naze, Harwich and Ipswich

Mondays to Fridays

Operator Train ID Days of operation/Notes 1st Class/Reservations/Bus Catering facilities	LE 1A98	LE 1N60	LE 2F04	LE 1P68 A A A	LE 2F30	LE 2N96 E	LE 1F60	LE 1Y44	LE 2A52	LE 2F08	LE 1F62	LE 1N62	LE 2F08	LE 1P70 A A A	LE 2A54	LE 1F64	LE 2F12	LE 1Y46
London Liverpool Street (LST)  15 d	2102	2118		2130	2138		2148	2200			2202	2218		2230		2238		2302
Stratford (SRA)  7 d	2109	2125		2138u	2145		2155				2209	2225		2238u		2245		2309
Romford (RMF) d					2153													
Shenfield (SNF) 3 d	2125	2141			2203		2211				2225	2241				2301		2325
Ingatestone (INT) d		2145					2215				2245	2245				2305		
Chelmsford (CHM) 3 d	2134	2152		2200	2212		2222	2228			2234	2252		2303		2312		2334
Hatfield Peverel (HAP) d	2140										2240							2340
Witham (WTM) 2 a	2146	2202			2222		2233				2246	2302				2322		2346
Witham (WTM) 2 d	2147	2203			2223		2234				2247	2303				2322	2324	2347
White Notley (WNY) d							2241										2331	
Cressing (CES) d							2243										2333	
Braintree Freeport (BTP) d							2246										2336	
Braintree (BTR) a							2250										2340	
Kelvedon (KEL) d	2151				2227						2251					2327		2351
Marks Tey (MKT) 2 d	2157				2233						2257					2332		2357
Colchester (COL) 4 a	2204	2215		2219	2240			2247			2305	2315		2321		2346		0004
Colchester (COL) 4 d	2204	2216		2220	2241			2247			2256			2322				0004
Colchester Town (CET) a					2249						2303							
Colchester Town (CET) d											2307							
Hythe (HYH) d											2311							
Wivenhoe (WIV) 3 d		2223									2315		2323					
Alresford (Essex) (ALR) d											2319							
Great Bentley (GRB) d											2323							
Weeley (WEE) d											2326							
Thorpe-le-Soken (TLS) 1 a		2235	←								2331		2335	←				
Thorpe-le-Soken (TLS) 1 d		2235	2237			2316					2337		2335	2337				
Kirby Cross (KBX) d			2242								→			2342				
Frinton-on-Sea (FRI) d			2245											2345				
Walton-on-the-Naze (WON) a			2249											2349				
Clacton-on-Sea (CLT) a		2244				2325						2344						
Manningtree (MNG) 2 d	2212			2229				2255	2300					2330	2335			0012
Mistley (MIS) d									2304						2339			
Wrabness (WRB) d									2309						2344			
Harwich International (HPQ)  2227a d									2317						2352			
Dovercourt (DVC) d									2320						2355			
Harwich Town (HWC) a									2322						2357			
Ipswich (IPS) a				2239				2307						2340				0030

NOTES (see introductory pages for explanation of train operator codes and standard symbols)

a Arrival time
d Departure time
u Stops to pick up only

A To Norwich, see table 8
E From Walton-on-the-Naze

London to Chelmsford, Witham, Braintree, Colchester, Clacton-on-Sea, Walton-on-the-Naze, Harwich and Ipswich

Mondays to Fridays

Operator Train ID Days of operation/Notes 1st Class/Reservations/Bus Catering facilities	LE 1N66	LE 2F16	LE 1P72 A 1◇ 1P	LE 1N66	LE 1F68	LE 1F70	LE 2F18
London Liverpool Street (LST) 15 d	2318		2330		2348	0018	0046
Stratford (SRA) 7 d	2325		2338u		2355	0025	0053
Romford (RMF)							
Shenfield (SNF) 3 d	2341				0011	0047	0115
Ingatestone (INT)	2345				0015	0052	0120
Chelmsford (CHM) 3 d	2352		0001		0022	0059	0127
Hatfield Peverel (HAP)					0028	0105	
Witham (WTM) 2 a	0002				0034	0111	0137
Witham (WTM) 2 d	0003	0006			0035	0111	0137
White Notley (WNY)		0013					
Cressing (CES)		0015					
Braintree Freeport (BTP)		0018					
Braintree (BTR)		0022					
Kelvedon (KEL)					0039	0116	
Marks Tey (MKT) 2 d					0045	0121	
Colchester (COL) 4 a	0015		0019	←	0059	0135	0156
Colchester (COL) 4 d	0026		0021	0026			
Colchester Town (CET)							
Colchester Town (CET)							
Hythe (HYH)							
Wivenhoe (WIV) 3 d				0034			
Alresford (Essex) (ALR)				0037			
Great Bentley (GRB)				0041			
Weeley (WEE)							
Thorpe-le-Soken (TLS) 1 a				0048			
Thorpe-le-Soken (TLS) 1 d				0048			
Kirby Cross (KBX)							
Frinton-on-Sea (FRI)							
Walton-on-the-Naze (WON)							
Clacton-on-Sea (CLT)				0059			
Manningtree (MNG) 2 d			0029				
Mistley (MIS)							
Wrabness (WRB)							
Harwich International (HPQ) d							
Dovercourt (DVC)							
Harwich Town (HWC)							
Ipswich (IPS)			0039				















NOTES (see introductory pages for explanation of train operator codes and standard symbols)

- a Arrival time
- d Departure time
- u Stops to pick up only

A To Norwich, see table 8

London to Chelmsford, Witham, Braintree, Colchester, Clacton-on-Sea, Walton-on-the-Naze, Harwich and Ipswich

Saturdays

Operator Train ID Days of operation/Notes 1st Class/Reservations/Bus	LE 2F02	LE 2E70 B	LE 2A00	LE 2Y04	LE 2F06	LE 2Y02	LE 2F04	LE 2A02	LE 2N02 G	LE 2F08	LE 1Y04	LE 1N02	LE 2F08	LE 1P04 A A◇	LE 2W06 C	LE 2A06	LE 1F06	LE 2F10
London Liverpool Street (LST)  d					0534						0602	0618		0630		0636	0647	
Stratford (SRA)  d					0541						0609	0625		0638u		0643	0654	
Romford (RMF) d					0549											0651		
Shenfield (SNF)  d					0559						0625	0641				0701	0711	
Ingatestone (INT) d					0603							0646					0715	
Chelmsford (CHM)  d					0610						0634	0653		0701		0710	0722	
Hatfield Peverel (HAP) d					0616						0640							
Witham (WTM)  a					0622						0646	0703				0720	0733	
Witham (WTM)  d	0534				0623	0634					0647	0703				0720	0734	
White Notley (WNY) d	0541					0641											0741	
Cressing (CES) d	0543					0643											0743	
Braintree Freeport (BTP) d	0546					0646											0746	
Braintree (BTR) a	0550					0650											0750	
Kelvedon (KEL) d					0627						0651					0725		
Marks Tey (MKT)  d					0633						0657					0730		
Colchester (COL)  a					0640						0704	0715		0719		0737		
Colchester (COL)  d		0540	0547	0610	0620	0640				0656	0704	0716		0720		0738		0744
Colchester Town (CET) a					0627					0703								0751
Colchester Town (CET) d										0707								
Hythe (HYH) d										0711								
Wivenhoe (WIV)  d										0715		0724						
Alresford (Essex) (ALR) d										0719								
Great Bentley (GRB) d										0723								
Weeley (WEE) d										0726								
Thorpe-le-Soken (TLS)  a										0731		0735	←					
Thorpe-le-Soken (TLS)  d									0637	0737		0735	0737					
Kirby Cross (KBX) d									0642	→			0742					
Frinton-on-Sea (FRI) d									0645				0745					
Walton-on-the-Naze (WON) a									0649				0749					
Clacton-on-Sea (CLT) a												0744						
Manningtree (MNG)  d		0549	0556	0618		0648		0659			0712			0728		0746		
Mistley (MIS) d			0600					0703							0802e			
Wrabness (WRB) d			0605					0708							0756e			
Harwich International (HPQ)  d			0613					0716							0750	0805a		
Dovercourt (DVC) d			0616					0719										
Harwich Town (HWC) a			0618					0721										
Ipswich (IPS) a		0559		0629		0700					0725			0738	0818			




NOTES (see introductory pages for explanation of train operator codes and standard symbols)

- a Arrival time
- d Departure time
- u Stops to pick up only
- e Calls at Wrabness and Mistley after Harwich International

- A To Norwich, see table 8
- B To Peterborough, see table 12
- C To Cambridge, see table 12
- G From Clacton-on-Sea

London to Chelmsford, Witham, Braintree, Colchester, Clacton-on-Sea, Walton-on-the-Naze, Harwich and Ipswich

Saturdays

Operator	LE	LE	LE	LE	LE	LE	LE	LE	LE	LE	LE	LE	LE	LE	LE	LE	LE	LE	LE
Train ID	1P06	2A08	2F12	1Y06	1N06	2F12	1P08	2F14	2F16	1F10	1P10	2A10	2F18	1Y08	1N12	2F18	1P12	2F20	
Days of operation/Notes 1st Class/Reservations/Bus	A						A				A						A		
	1◇						1◇				1◇						1◇		
London Liverpool Street (LST)  15 d	0700			0702	0718		0730		0736	0747	0800			0802	0818		0830		
Stratford (SRA)  7 d				0709	0725		0738u		0743	0754				0809	0825		0838u		
Romford (RMF) d									0751										
Shenfield (SNF) 3 d				0725	0741				0801	0811				0825	0842				
Ingatestone (INT) d					0746					0815					0846				
Chelmsford (CHM) 3 d				0734	0753		0801		0810	0822				0834	0853		0901		
Hatfield Peveler (HAP) d				0740										0840					
Witham (WTM) 2 a				0746	0803				0820	0833				0846	0903				
Witham (WTM) 2 d				0747	0803				0821	0834				0847	0903				
White Notley (WNY) d										0841									
Cressing (CES) d										0843									
Braintree Freeport (BTP) d										0846									
Braintree (BTR) a										0850									
Kelvedon (KEL) d				0751					0825					0851					
Marks Tey (MKT) 2 d				0757					0831					0857					
Colchester (COL) 4 a	0746			0804	0815		0819		0838		0846			0904	0916		0919		
Colchester (COL) 4 d	0747		0756	0804	0816		0820	0820	0839		0847		0856	0904	0916		0920	0920	
Colchester Town (CET) a			0803					0827	0847				0903					0927	
Colchester Town (CET) d			0807										0907						
Hythe (HYH) d			0811										0911						
Wivenhoe (WIV) 3 d			0815		0824								0915		0924				
Alresford (Essex) (ALR) d			0819										0919						
Great Bentley (GRB) d			0823										0923						
Weeley (WEE) d			0826										0926						
Thorpe-le-Soken (TLS) 1 a			0831		0835	←							0931		0935	←			
Thorpe-le-Soken (TLS) 1 d			0837		0835	0837							0937		0935	0937			
Kirby Cross (KBX) d			↔			0842							↔			0942			
Frinton-on-Sea (FRI) d						0845										0945			
Walton-on-the-Naze (WON) a						0849										0949			
Clacton-on-Sea (CLT) a					0844										0944				
Manningtree (MNG) 2 d	0755	0759		0812			0828				0855	0859		0912			0928		
Mistley (MIS) d		0803										0903							
Wrabness (WRB) d		0808										0908							
Harwich International (HPQ)  d		0816										0916							
Dovercourt (DVC) d		0819										0919							
Harwich Town (HWC) a		0821										0921							
Ipswich (IPS) a	0805			0824			0838				0905			0924			0938		

NOTES (see introductory pages for explanation of train operator codes and standard symbols)

- a Arrival time
- d Departure time
- u Stops to pick up only
- A To Norwich, see table 8

London to Chelmsford, Witham, Braintree, Colchester, Clacton-on-Sea, Walton-on-the-Naze, Harwich and Ipswich

Saturdays

Operator Train ID Days of operation/Notes 1st Class/Reservations/Bus Catering facilities	LE 2F24	LE 1F16	LE 1P14 A ◇ ⌚	LE 2A12	LE 2F26	LE 1Y10	LE 1N16	LE 2F26	LE 1P16 A ◇ ⌚	LE 2F28	LE 2F30	LE 1F18	LE 1P18 A ◇ ⌚	LE 2A14	LE 2F32	LE 1Y12	LE 1N18	LE 2F32
London Liverpool Street (LST) 15 d	0836	0847	0900			0902	0918		0930		0936	0947	1000			1002	1018	
Stratford (SRA) 7 d	0843	0854				0909	0925		0938u		0943	0954				1009	1025	
Romford (RMF) d	0851										0951							
Shenfield (SNF) 3 d	0901	0911				0925	0941				1001	1011				1025	1041	
Ingatstone (INT) d		0915					0946					1015					1046	
Chelmsford (CHM) 3 d	0910	0922				0934	0953		1001		1010	1022				1034	1053	
Hatfield Peverel (HAP) d						0940										1040		
Witham (WTM) 2 a	0920	0933				0946	1003				1020	1033				1046	1103	
Witham (WTM) 2 d	0921	0934				0947	1003				1021	1034				1047	1103	
White Notley (WNY) d		0941										1041						
Cressing (CES) d		0943										1043						
Braintree Freeport (BTP) d		0946										1046						
Braintree (BTR) a		0950										1050						
Kelvedon (KEL) d	0925					0951					1025					1051		
Marks Tey (MKT) 2 d	0931					0957					1031					1057		
Colchester (COL) 4 a	0938		0946			1004	1015		1019		1038		1046			1104	1115	
Colchester (COL) 4 d	0939		0947		0956	1004	1016		1020	1020	1039		1047		1056	1104	1116	
Colchester Town (CET) a	0947				1003				1027	1047					1103			
Colchester Town (CET) d					1007										1107			
Hythe (HYH) d					1011										1111			
Wivenhoe (WIV) 3 d					1015		1024								1115		1124	
Alresford (Essex) (ALR) d					1019										1119			
Great Bentley (GRB) d					1023										1123			
Weeley (WEE) d					1026										1126			
Thorpe-le-Soken (TLS) 1 a					1031		1035	←							1131		1135	←
Thorpe-le-Soken (TLS) 1 d					1037		1035	1037							1137		1135	1137
Kirby Cross (KBX) d					→			1042							→			1142
Frinton-on-Sea (FRI) d								1045										1145
Walton-on-the-Naze (WON) a								1049										1149
Clacton-on-Sea (CLT) a							1044											1144
Manningtree (MNG) 2 d			0955	0959		1012			1028				1055	1059		1112		
Mistley (MIS) d				1003										1103				
Wrabness (WRB) d				1008										1108				
Harwich International (HPQ) d				1016										1116				
Dovercourt (DVC) d				1019										1119				
Harwich Town (HWC) a				1021										1121				
Ipswich (IPS) a			1005			1024			1038				1105			1124		




NOTES (see introductory pages for explanation of train operator codes and standard symbols)

- a Arrival time
- d Departure time
- u Stops to pick up only

A To Norwich, see table 8

London to Chelmsford, Witham, Braintree, Colchester, Clacton-on-Sea, Walton-on-the-Naze, Harwich and Ipswich

Saturdays

Operator	LE	LE	LE	LE	LE	LE	LE	LE	LE	LE	LE	LE	LE	LE	LE	LE	LE	LE	LE
Train ID	1P20	2F34	2F36	1F20	9P90	1P22	2A16	2F38	1Y14	1N20	2F38	1P24	2F40	2F42	1F22	1P26	2A18	2F44	
Days of operation/Notes 1st Class/Reservations/Bus Catering facilities	A				A A A	A A A						A A A				A A A			
London Liverpool Street (LST)  15 d	1030		1036	1046	1100	1102			1104	1118		1130		1136	1147	1200			
Stratford (SRA)  7 d	1038u		1043	1053					1111	1125		1138u		1143	1154				
Romford (RMF) d			1051											1151					
Shenfield (SNF) 3 d			1100	1108					1127	1141				1201	1211				
Ingatstone (INT) d				1113						1146					1215				
Chelmsford (CHM) 3 d	1101		1110	1120					1136	1153		1201		1210	1222				
Hatfield Peverel (HAP) d									1142										
Witham (WTM) 2 a			1120	1130					1148	1203				1220	1233				
Witham (WTM) 2 d			1120	1134					1149	1203				1221	1234				
White Notley (WNY) d				1141											1241				
Cressing (CES) d				1143											1243				
Braintree Freeport (BTP) d				1146											1246				
Braintree (BTR) a				1150											1250				
Kelvedon (KEL) d			1124						1153					1225					
Marks Tey (MKT) 2 d			1130						1159					1231					
Colchester (COL) 4 a	1119		1137			1146			1206	1215		1219		1238		1246			
Colchester (COL) 4 d	1120	1120	1139			1147			1156	1206	1216	1220	1220	1239		1247		1256	
Colchester Town (CET) a		1127	1147						1203				1227	1247				1303	
Colchester Town (CET) d									1207									1307	
Hythe (HYH) d									1211									1311	
Wivenhoe (WIV) 3 d									1215		1224							1315	
Alresford (Essex) (ALR) d									1219									1319	
Great Bentley (GRB) d									1223									1323	
Weeley (WEE) d									1226									1326	
Thorpe-le-Soken (TLS) 1 a									1231		1235	←						1331	
Thorpe-le-Soken (TLS) 1 d									1237		1235	1237						1337	
Kirby Cross (KBX) d									→			1242						→	
Frinton-on-Sea (FRI) d												1245							
Walton-on-the-Naze (WON) a												1249							
Clacton-on-Sea (CLT) a											1244								
Manningtree (MNG) 2 d	1128					1155	1159		1214			1228				1255	1259		
Mistley (MIS) d							1203										1303		
Wrabness (WRB) d							1208										1308		
Harwich International (HPQ)  d							1216										1316		
Dovercourt (DVC) d							1219										1319		
Harwich Town (HWC) a							1221										1321		
Ipswich (IPS) a	1139				1156	1206			1226			1238				1305			




NOTES (see introductory pages for explanation of train operator codes and standard symbols)

- a Arrival time
- d Departure time
- u Stops to pick up only

A To Norwich, see table 8

London to Chelmsford, Witham, Braintree, Colchester, Clacton-on-Sea, Walton-on-the-Naze, Harwich and Ipswich

Saturdays

Operator Train ID Days of operation/Notes 1st Class/Reservations/Bus Catering facilities	LE 1Y16	LE 1N22	LE 2F44	LE 1P28 A A A	LE 2F46	LE 2F48	LE 1F24	LE 1P30 A A A	LE 2A20	LE 2F50	LE 1Y18	LE 1N24	LE 2F50	LE 1P32 A A A	LE 2F52	LE 2F54	LE 1F26	LE 1P34 A A A
London Liverpool Street (LST)  15 d	1202	1218		1230		1236	1247	1300			1302	1318		1330		1336	1347	1400
Stratford (SRA)  7 d	1209	1225		1238u		1243	1254				1309	1325		1338u		1343	1354	
Romford (RMF) d						1251										1351		
Shenfield (SNF) 3 d	1225	1241				1301	1311				1325	1341				1401	1411	
Ingatstone (INT) d		1246					1315					1346					1415	
Chelmsford (CHM) 3 d	1234	1253		1301		1310	1322				1334	1353		1401		1410	1422	
Hatfield Peverel (HAP) d	1240										1340							
Witham (WTM) 2 a	1246	1303				1320	1333				1346	1403				1420	1433	
Witham (WTM) 2 d	1247	1303				1321	1334				1347	1403				1421	1434	
White Notley (WNY) d							1341										1441	
Cressing (CES) d							1343										1443	
Braintree Freeport (BTP) d							1346										1446	
Braintree (BTR) a							1350										1451	
Kelvedon (KEL) d	1251					1325					1351					1425		
Marks Tey (MKT) 2 d	1257					1331					1357					1431		
Colchester (COL) 4 a	1304	1315		1319		1338		1346			1404	1415		1419		1438		1447
Colchester (COL) 4 d	1304	1316		1320	1320	1339		1347		1356	1404	1416		1420	1420	1439		1448
Colchester Town (CET) a						1327	1347			1403					1427	1447		
Colchester Town (CET) d										1407								
Hythe (HYH) d										1411								
Wivenhoe (WIV) 3 d		1324								1415		1424						
Alresford (Essex) (ALR) d										1419								
Great Bentley (GRB) d										1423								
Weeley (WEE) d										1426								
Thorpe-le-Soken (TLS) 1 a		1335	←							1431		1435	←					
Thorpe-le-Soken (TLS) 1 d		1335	1337							1437		1435	1437					
Kirby Cross (KBX) d			1342							→			1442					
Frinton-on-Sea (FRI) d			1345										1445					
Walton-on-the-Naze (WON) a			1349										1449					
Clacton-on-Sea (CLT) a		1344										1444						
Manningtree (MNG) 2 d	1312			1328				1355	1359		1412			1428				1456
Mistley (MIS) d									1403									
Wrabness (WRB) d									1408									
Harwich International (HPQ)  d									1416									
Dovercourt (DVC) d									1419									
Harwich Town (HWC) a									1421									
Ipswich (IPS) a	1324			1338				1405			1426			1438				1506

NOTES (see introductory pages for explanation of train operator codes and standard symbols)

- a Arrival time
- d Departure time
- u Stops to pick up only

A To Norwich, see table 8

London to Chelmsford, Witham, Braintree, Colchester, Clacton-on-Sea, Walton-on-the-Naze, Harwich and Ipswich

Saturdays

Operator Train ID Days of operation/Notes 1st Class/Reservations/Bus Catering facilities	LE 2A22	LE 2F56	LE 1Y20	LE 1N26	LE 2F56	LE 1P36 A A A	LE 2F58	LE 2F60	LE 1F28	LE 1P38 A A A	LE 2A24	LE 2F62	LE 1Y22	LE 1N28	LE 2F62	LE 1P40 A A A	LE 2F64	LE 2F68
London Liverpool Street (LST) 15 d			1402	1418		1430		1436	1447	1500			1502	1518		1530		1536
Stratford (SRA) 7 d			1409	1425		1438u		1443	1454				1509	1525		1538u		1543
Romford (RMF) d								1451										1551
Shenfield (SNF) 3 d			1425	1441				1501	1511				1525	1541				1601
Ingatestone (INT) d				1446					1515					1546				
Chelmsford (CHM) 3 d			1434	1453		1501		1510	1522				1534	1553		1601		1610
Hatfield Peverel (HAP) d			1440										1540					
Witham (WTM) 2 a			1446	1503				1520	1533				1546	1603				1620
Witham (WTM) 2 d			1447	1503				1521	1534				1547	1603				1621
White Notley (WNY) d									1541									
Cressing (CES) d									1543									
Braintree Freeport (BTP) d									1546									
Braintree (BTR) a									1550									
Kelvedon (KEL) d			1451					1525					1551					1625
Marks Tey (MKT) 2 d			1457					1531					1557					1631
Colchester (COL) 4 a			1504	1515		1519		1538		1546			1604	1615		1619		1638
Colchester (COL) 4 d		1456	1504	1516		1520	1520	1539		1547		1556	1604	1616		1620	1620	1639
Colchester Town (CET) a		1503					1527	1547				1603				1627		1647
Colchester Town (CET) d		1507										1607						
Hythe (HYH) d		1511										1611						
Wivenhoe (WIV) 3 d		1515		1524								1615		1624				
Alresford (Essex) (ALR) d		1519										1619						
Great Bentley (GRB) d		1523										1623						
Weeley (WEE) d		1526										1626						
Thorpe-le-Soken (TLS) 1 a		1531		1535	←							1631		1635	←			
Thorpe-le-Soken (TLS) 1 d		1537		1535	1537							1637		1635	1637			
Kirby Cross (KBX) d		→			1542							→			1642			
Frinton-on-Sea (FRI) d					1545										1645			
Walton-on-the-Naze (WON) a					1549										1649			
Clacton-on-Sea (CLT) a				1544										1644				
Manningtree (MNG) 2 d	1459		1512			1528				1555	1559		1612			1628		
Mistley (MIS) d	1503										1603							
Wrabness (WRB) d	1508										1608							
Harwich International (HPQ) d	1516										1616							
Dovercourt (DVC) d	1519										1619							
Harwich Town (HWC) a	1521										1621							
Ipswich (IPS) a			1524			1538				1605			1624			1638		

NOTES (see introductory pages for explanation of train operator codes and standard symbols)

- a Arrival time
- d Departure time
- u Stops to pick up only

A To Norwich, see table 8

London to Chelmsford, Witham, Braintree, Colchester, Clacton-on-Sea, Walton-on-the-Naze, Harwich and Ipswich

Saturdays

Operator Train ID Days of operation/Notes 1st Class/Reservations/Bus Catering facilities	LE 1F30	LE 1P42 A A A	LE 2A28	LE 2F70	LE 1Y24	LE 1N38	LE 2F70	LE 1P44 A A A	LE 2F72	LE 2F74	LE 1F36	LE 1P46 A A A	LE 2A32	LE 2F76	LE 1Y28	LE 1N44	LE 2F76	LE 1P50 A A A
London Liverpool Street (LST) 15 d	1547	1600			1602	1618		1630		1636	1647	1700			1702	1718		1730
Stratford (SRA) 7 d	1554				1609	1625		1638u		1643	1654				1709	1726		1738u
Romford (RMF) d										1651								
Shenfield (SNF) 3 d	1611				1625	1641				1701	1711				1725	1741		
Ingatestone (INT) d	1615					1646					1715					1746		
Chelmsford (CHM) 3 d	1622				1634	1653		1701		1710	1722				1735	1753		1801
Hatfield Peverel (HAP) d					1640										1741			
Witham (WTM) 2 a	1633				1646	1703				1720	1733				1747	1803		
Witham (WTM) 2 d	1634				1647	1703				1721	1734				1747	1803		
White Notley (WNY) d	1641										1741							
Cressing (CES) d	1643										1743							
Braintree Freeport (BTP) d	1646										1746							
Braintree (BTR) a	1650										1750							
Kelvedon (KEL) d					1651					1725					1752			
Marks Tey (MKT) 2 d					1657					1731					1757			
Colchester (COL) 4 a		1646			1704	1715		1719		1738		1746			1804	1815		1819
Colchester (COL) 4 d		1647			1656	1704	1716	1720	1720	1739		1747			1756	1805	1816	1820
Colchester Town (CET) a					1703				1727	1747					1803			
Colchester Town (CET) d					1707										1807			
Hythe (HYH) d					1711										1811			
Wivenhoe (WIV) 3 d					1715		1724								1815		1824	
Alresford (Essex) (ALR) d					1719										1819			
Great Bentley (GRB) d					1723										1823			
Weeley (WEE) d					1726										1826			
Thorpe-le-Soken (TLS) 1 a					1731		1735	←							1831		1835	←
Thorpe-le-Soken (TLS) 1 d					1737		1735	1737							1837		1835	1837
Kirby Cross (KBX) d					←			1742							←			1842
Frinton-on-Sea (FRI) d								1745										1845
Walton-on-the-Naze (WON) a								1749										1849
Clacton-on-Sea (CLT) a							1744										1844	
Manningtree (MNG) 2 d		1655	1659		1712			1728				1755	1759		1813			1828
Mistley (MIS) d			1703										1803					
Wrabness (WRB) d			1708										1808					
Harwich International (HPQ) d			1716										1816					
Dovercourt (DVC) d			1719										1819					
Harwich Town (HWC) a			1721										1821					
Ipswich (IPS) a		1705			1724			1738				1805			1824			1838















NOTES (see introductory pages for explanation of train operator codes and standard symbols)

- a Arrival time
- d Departure time
- u Stops to pick up only

A To Norwich, see table 8

London to Chelmsford, Witham, Braintree, Colchester, Clacton-on-Sea, Walton-on-the-Naze, Harwich and Ipswich

Saturdays

Operator Train ID Days of operation/Notes 1st Class/Reservations/Bus Catering facilities	LE 2F78	LE 2F80	LE 1F46	LE 1P54 A A A	LE 2A38	LE 2F82	LE 1Y34	LE 1N50	LE 2F82	LE 1P56 A A A	LE 2F86	LE 2F88	LE 1F50	LE 9P92 A A A	LE 1P58 A A A	LE 2A42	LE 2F90	LE 1Y38
London Liverpool Street (LST)  d		1736	1747	1800			1802	1818		1830		1836	1846	1900	1902			1904
Stratford (SRA)  d		1743	1754				1809	1826		1838u		1843	1853					1911
Romford (RMF) d		1752										1852						
Shenfield (SNF)  d		1801	1811				1825	1841				1901	1908					1927
Ingatstone (INT) d			1815					1846					1913					
Chelmsford (CHM)  d		1810	1822				1835	1853		1901		1910	1920					1936
Hatfield Peverel (HAP) d							1841											1942
Witham (WTM)  a		1820	1833				1847	1903				1920	1930					1948
Witham (WTM)  d		1821	1834				1847	1903				1920	1934					1949
White Notley (WNY) d			1841										1941					
Cressing (CES) d			1843										1943					
Braintree Freeport (BTP) d			1846										1946					
Braintree (BTR) a			1850										1950					
Kelvedon (KEL) d		1825					1852					1925						1953
Marks Tey (MKT)  d		1831					1857					1930						1959
Colchester (COL)  a		1838		1846			1904	1915		1919		1937			1946			2006
Colchester (COL)  d	1820	1839		1847		1856	1905	1916		1920	1920	1939			1947		1956	2006
Colchester Town (CET) a	1827	1847				1903					1927	1947					2003	
Colchester Town (CET) d						1907											2007	
Hythe (HYH) d						1911											2011	
Wivenhoe (WIV)  d						1915		1924									2015	
Alresford (Essex) (ALR) d						1919											2019	
Great Bentley (GRB) d						1923											2023	
Weeley (WEE) d						1926											2026	
Thorpe-le-Soken (TLS)  a						1931		1935	←								2031	
Thorpe-le-Soken (TLS)  d						1937		1935	1937								2037	
Kirby Cross (KBX) d						→			1942								→	
Frinton-on-Sea (FRI) d									1945									
Walton-on-the-Naze (WON) a									1949									
Clacton-on-Sea (CLT) a								1944										
Manningtree (MNG)  d				1855	1859		1913			1928					1955	1959		2014
Mistley (MIS) d					1903											2003		
Wrabness (WRB) d					1908											2008		
Harwich International (HPQ)  d					1916											2016		
Dovercourt (DVC) d					1919											2019		
Harwich Town (HWC) a					1921											2021		
Ipswich (IPS) a				1905			1924			1938				1956	2005			2026




NOTES (see introductory pages for explanation of train operator codes and standard symbols)

- a Arrival time
- d Departure time
- u Stops to pick up only

A To Norwich, see table 8

London to Chelmsford, Witham, Braintree, Colchester, Clacton-on-Sea, Walton-on-the-Naze, Harwich and Ipswich

Saturdays

Operator Train ID Days of operation/Notes 1st Class/Reservations/Bus Catering facilities	LE 1N56	LE 2F90	LE 1P60 A	LE 2F92	LE 1A86	LE 2F94	LE 1F56	LE 1P62 A ◇ ♣	LE 2A46	LE 2F96	LE 1Y40	LE 1N58	LE 2F96	LE 1P64 A □◇ ♣	LE 2F98	LE 2F02	LE 1F58	LE 2D98 D
London Liverpool Street (LST)  15 d	1918		1930		1936	1938	1947	2000			2002	2018		2030		2036	2047	
Stratford (SRA)  7 d	1925		1938u		1943	1946	1954				2009	2025		2038u		2043	2054	
Romford (RMF) d						1954										2051		
Shenfield (SNF) 3 d	1941				1959	2004	2011				2025	2041				2101	2111	
Ingatestone (INT) d	1946						2015					2046					2115	
Chelmsford (CHM) 3 d	1953		2001		2009	2013	2022				2034	2053		2101		2110	2122	
Hatfield Peverel (HAP) d											2040							
Witham (WTM) 2 a	2003				2019	2023	2033				2046	2103				2120	2133	
Witham (WTM) 2 d	2003				2020	2024	2034				2047	2103				2121	2134	
White Notley (WNY) d							2041										2141	
Cressing (CES) d							2043										2143	
Braintree Freeport (BTP) d							2046										2146	
Braintree (BTR) a							2050										2150	
Kelvedon (KEL) d						2028					2051					2125		
Marks Tey (MKT) 2 d						2034					2057					2131		
Colchester (COL) 4 a	2015		2019		2032	2041		2046			2104	2115		2119		2138		
Colchester (COL) 4 d	2016		2020	2020	2032	2042		2047			2056	2104	2116	2120	2120	2139		
Colchester Town (CET) a				2027		2050					2103				2127	2147		
Colchester Town (CET) d											2107							
Hythe (HYH) d											2111							
Wivenhoe (WIV) 3 d	2024										2115	2124						
Alresford (Essex) (ALR) d											2119							
Great Bentley (GRB) d											2123							
Weeley (WEE) d											2126							
Thorpe-le-Soken (TLS) 1 a	2035	←									2131	2135	←					
Thorpe-le-Soken (TLS) 1 d	2035	2037									2137	2135	2137					
Kirby Cross (KBX) d		2042									←		2142					
Frinton-on-Sea (FRI) d		2045											2145					
Walton-on-the-Naze (WON) a		2049											2149					
Clacton-on-Sea (CLT) a	2044											2144						
Manningtree (MNG) 2 d			2028		2040			2055	2059		2112			2128				
Mistley (MIS) d									2103									
Wrabness (WRB) d									2108									
Harwich International (HPQ)  d					2055a				2116									2138
Dovercourt (DVC) d									2119									
Harwich Town (HWC) a									2121									
Ipswich (IPS) a			2038					2105			2124			2138				2204

NOTES (see introductory pages for explanation of train operator codes and standard symbols)

a Arrival time
d Departure time
u Stops to pick up only

A To Norwich, see table 8
D To Lowestoft, see table 11

London to Chelmsford, Witham, Braintree, Colchester, Clacton-on-Sea, Walton-on-the-Naze, Harwich and Ipswich

Saturdays

Operator Train ID Days of operation/Notes 1st Class/Reservations/Bus Catering facilities	LE 1Y42	LE 2A50	LE 2F04	LE 1A98	LE 1N60	LE 2F04	LE 1P68 A A A	LE 2F06	LE 2N96 E	LE 1F60	LE 1Y44	LE 2A52	LE 2F08	LE 1F62	LE 1N62	LE 2F08	LE 1P70 A A A	LE 2A54
London Liverpool Street (LST) 15 d	2100			2102	2118		2130	2136		2147	2200			2202	2218		2230	
Stratford (SRA) 7 d				2109	2125		2138u	2143		2154				2209	2225		2238u	
Romford (RMF) d								2151										
Shenfield (SNF) 3 d				2125	2141			2201		2211				2225	2241			
Ingatstone (INT) d					2146					2215					2246			
Chelmsford (CHM) 3 d				2134	2153		2201	2210		2222	2228			2234	2253		2301	
Hatfield Peverel (HAP) d				2140										2240				
Witham (WTM) 2 a				2146	2203			2220		2233				2246	2303			
Witham (WTM) 2 d				2147	2203			2221		2234				2247	2303			
White Notley (WNY) d										2241								
Cressing (CES) d										2243								
Braintree Freeport (BTP) d										2246								
Braintree (BTR) a										2250								
Kelvedon (KEL) d				2151				2225						2251				
Marks Tey (MKT) 2 d				2157				2231						2257				
Colchester (COL) 4 a	2146			2204	2215		2219	2238		2247				2305	2315		2319	
Colchester (COL) 4 d	2148		2156	2204	2216		2220	2239		2248			2256		2316		2320	
Colchester Town (CET) a			2203					2247					2303					
Colchester Town (CET) d			2207										2307					
Hythe (HYH) d			2211										2311					
Wivenhoe (WIV) 3 d			2215		2224								2315		2324			
Alresford (Essex) (ALR) d			2219										2319					
Great Bentley (GRB) d			2223										2323					
Weeley (WEE) d			2226										2326					
Thorpe-le-Soken (TLS) 1 a			2231		2235	←							2331		2335	←		
Thorpe-le-Soken (TLS) 1 d			2237		2235	2237			2316				2337		2335	2337		
Kirby Cross (KBX) d			→			2242							→			2342		
Frinton-on-Sea (FRI) d						2245										2345		
Walton-on-the-Naze (WON) a						2249										2349		
Clacton-on-Sea (CLT) a					2244				2325						2344			
Manningtree (MNG) 2 d	2156	2159		2212			2228				2256	2259					2328	2335
Mistley (MIS) d		2203										2303						2339
Wrabness (WRB) d		2208										2308						2344
Harwich International (HPQ) d		2216		2227a								2316						2352
Dovercourt (DVC) d		2219										2319						2355
Harwich Town (HWC) a		2221										2321						2357
Ipswich (IPS) a	2207						2238				2307						2338	




NOTES (see introductory pages for explanation of train operator codes and standard symbols)

- a Arrival time
- d Departure time
- u Stops to pick up only

- A To Norwich, see table 8
- E From Walton-on-the-Naze

London to Chelmsford, Witham, Braintree, Colchester, Clacton-on-Sea, Walton-on-the-Naze, Harwich and Ipswich

Saturdays

Operator Train ID Days of operation/Notes 1st Class/Reservations/Bus Catering facilities	LE 1F64	LE 2F12	LE 1Y46	LE 1N66	LE 2F16	LE 1P72 A A A	LE 1N66	LE 1F68	LE 1F70
London Liverpool Street (LST)  15 d	2238		2302	2318		2330		2348	0018
Stratford (SRA)  7 d	2245		2309	2325		2338u		2355	0025
Romford (RMF) d									
Shenfield (SNF) 3 d	2301		2325	2341				0011	0047
Ingatestone (INT) d	2305			2346				0016	0052
Chelmsford (CHM) 3 d	2312		2335	2353		2359		0023	0059
Hatfield Peverel (HAP) d			2341					0029	0105
Witham (WTM) 2 a	2322		2347	0003				0035	0111
Witham (WTM) 2 d	2323	2325	2347	0003	0009			0035	0111
White Notley (WNY) d		2332			0016				
Cressing (CES) d		2334			0018				
Braintree Freeport (BTP) d		2337			0021				
Braintree (BTR) a		2341			0025				
Kelvedon (KEL) d	2327		2352					0040	0116
Marks Tey (MKT) 2 d	2333		2357					0045	0121
Colchester (COL) 4 a	2341		0004	0015		0019	←	0053	0129
Colchester (COL) 4 d			0005	0026		0021	0026		
Colchester Town (CET) a				←					
Colchester Town (CET) d									
Hythe (HYH) d							0031		
Wivenhoe (WIV) 3 d							0035		
Alresford (Essex) (ALR) d							0038		
Great Bentley (GRB) d							0042		
Weeley (WEE) d									
Thorpe-le-Soken (TLS) 1 a							0049		
Thorpe-le-Soken (TLS) 1 d							0049		
Kirby Cross (KBX) d									
Frinton-on-Sea (FRI) d									
Walton-on-the-Naze (WON) a									
Clacton-on-Sea (CLT) a							0058		
Manningtree (MNG) 2 d			0013			0029			
Mistley (MIS) d									
Wrabness (WRB) d									
Harwich International (HPQ)  d									
Dovercourt (DVC) d									
Harwich Town (HWC) a									
Ipswich (IPS) a			0024			0039			

NOTES (see introductory pages for explanation of train operator codes and standard symbols)

- a Arrival time
- d Departure time
- u Stops to pick up only

A To Norwich, see table 8

London to Chelmsford, Witham, Braintree, Colchester, Clacton-on-Sea, Walton-on-the-Naze, Harwich and Ipswich

Sundays

Operator Train ID Days of operation/Notes 1st Class/Reservations/Bus	LE 2Y50	LE 2A96	LE 2F02	LE 2Y02	LE 2A02	LE 2W08 C	LE 2N02	LE 2N04	LE 2F04	LE 2Y04	LE 1P12 A □◇	LE 2A04	LE 2E74 B	LE 2Y04	LE 1N04	LE 2F06	LE 2N06	LE 1Y06
London Liverpool Street (LST) 15 d		0644								0800	0810				0830			0907
Stratford (SRA) 15 d		0651								0807	0817u				0837			0914
Romford (RMF) d		0702								0818								
Shenfield (SNF) 3 d		0716								0831					0902			0930
Ingatestone (INT) d										0836								0935
Chelmsford (CHM) 3 d		0725								0843					0911			0942
Hatfield Peverel (HAP) d										0849								0948
Witham (WTM) 2 a		0735								0855					0921			0954
Witham (WTM) 2 d		0736	0738						0825	0855					0922	0925		0954
White Notley (WNY) d			0745						0832							0932		
Cressing (CES) d			0747						0834							0934		
Braintree Freeport (BTP) d			0750						0837							0937		
Braintree (BTR) a			0754						0841							0941		
Kelvedon (KEL) d										0859								0958
Marks Tey (MKT) 2 d										0905					0929			1004
Colchester (COL) 4 a		0748								0912	0915			←	0937			1011
Colchester (COL) 4 d	0730	0748		0813	0818		0837			0929	0916		0925	0929	0937			1011
Colchester Town (CET) a										↗								
Colchester Town (CET) d																		
Hythe (HYH) d							0842								0942			
Wivenhoe (WIV) 3 d							0846								0946			
Alresford (Essex) (ALR) d							0849								0949			
Great Bentley (GRB) d							0853								0953			
Weeley (WEE) d																		
Thorpe-le-Soken (TLS) 1 a							0900								1000			
Thorpe-le-Soken (TLS) 1 d							0900	0902							1000		1002	
Kirby Cross (KBX) d								0907									1007	
Frinton-on-Sea (FRI) d								0910									1010	
Walton-on-the-Naze (WON) a								0914									1014	
Clacton-on-Sea (CLT) a							0909								1009			
Manningtree (MNG) 2 d	0738	0756		0821	0827						0924	0927	0933					1019
Mistley (MIS) d					0831							0931						
Wrabness (WRB) d					0836							0936						
Harwich International (HPQ) d		0811a			0844	0850						0944						
Dovercourt (DVC) d					0847							0947						
Harwich Town (HWC) a					0849							0949						
Ipswich (IPS) a	0750			0832		0914					0935		0944	0950				1030




NOTES (see introductory pages for explanation of train operator codes and standard symbols)

- a Arrival time
- d Departure time
- u Stops to pick up only

- A To Norwich, see table 8
- B To Peterborough, see table 12
- C To Cambridge, see table 12

London to Chelmsford, Witham, Braintree, Colchester, Clacton-on-Sea, Walton-on-the-Naze, Harwich and Ipswich

Sundays




Operator Train ID Days of operation/Notes 1st Class/Reservations/Bus	LE 1P16 A 1◇	LE 2A06	LE 1N06	LE 2F08	LE 2N08	LE 1Y08	LE 1P20 A 1◇	LE 2A08	LE 1N08	LE 2F10	LE 2N10	LE 1P22 A 1◇	LE 1Y10	LE 1P24 A 1◇	LE 2A10	LE 1N10	LE 2F12	LE 2N12
London Liverpool Street (LST)  15 d	0930		0937			1007	1030		1037			1100	1107	1130		1137		
Stratford (SRA)  7 d	0938u		0944			1014	1038u		1044				1114	1138u		1144		
Romford (RMF)	d																	
Shenfield (SNF) 3 d			1000			1030			1100				1130			1200		
Ingatestone (INT)	d					1035							1135					
Chelmsford (CHM) 3 d			1010			1042			1110				1142			1210		
Hatfield Peverel (HAP)	d					1048							1148					
Witham (WTM) 2 a			1020			1054			1120				1154			1220		
Witham (WTM) 2 d			1020	1025		1054			1120	1125			1154			1220	1225	
White Notley (WNY)	d			1032						1132							1232	
Cressing (CES)	d			1034						1134							1234	
Braintree Freeport (BTP)	d			1037						1137							1237	
Braintree (BTR)	a			1041						1141							1241	
Kelvedon (KEL)	d					1058							1158					
Marks Tey (MKT) 2 d			1028			1104			1128				1204			1228		
Colchester (COL) 4 a	1016		1035			1111	1116		1135			1143	1211	1216		1235		
Colchester (COL) 4 d	1017		1036			1111	1117		1136			1144	1211	1217		1236		
Colchester Town (CET)	a																	
Colchester Town (CET)	d																	
Hythe (HYH)	d		1040						1140							1240		
Wivenhoe (WIV) 3 d			1044						1144							1244		
Alresford (Essex) (ALR)	d		1048						1148							1248		
Great Bentley (GRB)	d		1052						1152							1252		
Weeley (WEE)	d																	
Thorpe-le-Soken (TLS) 1 a			1059						1159							1259		
Thorpe-le-Soken (TLS) 1 d			1059		1102				1159		1202					1259		1302
Kirby Cross (KBX)	d				1107						1207							1307
Frinton-on-Sea (FRI)	d				1110						1210							1310
Walton-on-the-Naze (WON)	a				1114						1214							1314
Clacton-on-Sea (CLT)	a			1108					1208							1308		
Manningtree (MNG) 2 d	1025	1027				1119	1125	1127					1219	1225	1227			
Mistley (MIS)	d		1031					1131								1231		
Wrabness (WRB)	d		1036					1136								1236		
Harwich International (HPQ) 	d		1044					1144								1244		
Dovercourt (DVC)	d		1047					1147								1247		
Harwich Town (HWC)	a		1049					1149								1249		
Ipswich (IPS)	a	1035				1130	1135					1200	1230	1235				

NOTES (see introductory pages for explanation of train operator codes and standard symbols)

- a Arrival time
- d Departure time
- u Stops to pick up only
- A To Norwich, see table 8

London to Chelmsford, Witham, Braintree, Colchester, Clacton-on-Sea, Walton-on-the-Naze, Harwich and Ipswich

Sundays




Operator Train ID Days of operation/Notes 1st Class/Reservations/Bus	LE 1Y12	LE 1P28 A A◇	LE 2A12	LE 1N12	LE 2F14	LE 2N14	LE 1Y14	LE 1P32 A A◇	LE 2A14	LE 1N14	LE 2F16	LE 2N16	LE 1Y16	LE 1P36 A A◇	LE 2A16	LE 1N16	LE 2F18	LE 2N18
London Liverpool Street (LST)  15 d	1207	1230		1237			1307	1330		1337			1407	1430		1437		
Stratford (SRA)  7 d	1214	1238u		1244			1314	1338u		1344			1414	1438u		1444		
Romford (RMF)	d																	
Shenfield (SNF) 3 d	1230			1300			1330			1400			1430			1500		
Ingatestone (INT)	d	1235					1335						1435					
Chelmsford (CHM) 3 d	1242			1310			1342			1410			1442			1510		
Hatfield Peverel (HAP)	d	1248					1348						1448					
Witham (WTM) 2 a	1254			1320			1354			1420			1454			1520		
Witham (WTM) 2 d	1254			1320	1325		1354			1420	1425		1454			1520	1525	
White Notley (WNY)	d				1332						1432						1532	
Cressing (CES)	d				1334						1434						1534	
Braintree Freeport (BTP)	d				1337						1437						1537	
Braintree (BTR)	a				1341						1441						1541	
Kelvedon (KEL)	d	1258					1358						1458					
Marks Tey (MKT) 2 d	1304			1328			1404			1428			1504			1528		
Colchester (COL) 4 a	1311	1316		1335			1411	1416		1435			1511	1516		1535		
Colchester (COL) 4 d	1311	1317		1336			1411	1417		1436			1511	1517		1536		
Colchester Town (CET)	a																	
Colchester Town (CET)	d																	
Hythe (HYH)	d			1340						1440						1540		
Wivenhoe (WIV) 3 d				1344						1444						1544		
Alresford (Essex) (ALR)	d			1348						1448						1548		
Great Bentley (GRB)	d			1352						1452						1552		
Weeley (WEE)	d																	
Thorpe-le-Soken (TLS) 1 a				1359						1459						1559		
Thorpe-le-Soken (TLS) 1 d				1359			1402			1459			1502			1559		1602
Kirby Cross (KBX)	d						1407						1507					1607
Frinton-on-Sea (FRI)	d						1410						1510					1610
Walton-on-the-Naze (WON)	a						1414						1514					1614
Clacton-on-Sea (CLT)	a			1408						1508						1608		
Manningtree (MNG) 2 d	1319	1325	1327				1419	1425	1427				1519	1525	1527			
Mistley (MIS)	d		1331						1431						1531			
Wrabness (WRB)	d		1336						1436						1536			
Harwich International (HPQ)  d			1344						1444						1544			
Dovercourt (DVC)	d		1347						1447						1547			
Harwich Town (HWC)	a		1349						1449						1549			
Ipswich (IPS)	a	1330	1335				1430	1435					1530	1535				

NOTES (see introductory pages for explanation of train operator codes and standard symbols)

- a Arrival time
- d Departure time
- u Stops to pick up only
- A To Norwich, see table 8

London to Chelmsford, Witham, Braintree, Colchester, Clacton-on-Sea, Walton-on-the-Naze, Harwich and Ipswich

Sundays






Operator Train ID Days of operation/Notes 1st Class/Reservations/Bus	LE 1Y18	LE 1P40 A A	LE 2A18	LE 1N18	LE 2F20	LE 2N20	LE 1Y20	LE 1P44 A A	LE 2A20	LE 1N20	LE 2F22	LE 2N22	LE 1Y22	LE 1P50 A A	LE 2A22	LE 1N22	LE 2F24	LE 2N24
London Liverpool Street (LST)  15 d	1507	1530		1537			1607	1630		1637			1707	1730		1737		
Stratford (SRA)  17 d	1514	1538u		1544			1614	1638u		1644			1714	1738u		1744		
Romford (RMF)	d																	
Shenfield (SNF) 3 d	1530			1600			1630			1700			1730			1800		
Ingatestone (INT)	d	1535					1635						1735					
Chelmsford (CHM) 3 d	1542			1610			1642			1710			1742			1810		
Hatfield Peverel (HAP)	d	1548					1648						1748					
Witham (WTM) 2 a	1554			1620			1654			1720			1754			1820		
Witham (WTM) 2 d	1554			1620	1625		1654			1720	1725		1754			1820	1825	
White Notley (WNY)	d				1632						1732						1832	
Cressing (CES)	d				1634						1734						1834	
Braintree Freeport (BTP)	d				1637						1737						1837	
Braintree (BTR)	a				1641						1741						1841	
Kelvedon (KEL)	d	1558					1658						1758					
Marks Tey (MKT) 2 d	1604			1628			1704			1728			1804			1828		
Colchester (COL) 4 a	1611	1616		1635			1711	1716		1735			1811	1816		1835		
Colchester (COL) 4 d	1611	1617		1636			1711	1717		1736			1811	1817		1836		
Colchester Town (CET)	a																	
Colchester Town (CET)	d																	
Hythe (HYH)	d			1640						1740						1840		
Wivenhoe (WIV) 3 d				1644						1744						1844		
Alresford (Essex) (ALR)	d			1648						1748						1848		
Great Bentley (GRB)	d			1652						1752						1852		
Weeley (WEE)	d																	
Thorpe-le-Soken (TLS) 1 a				1659						1759						1859		
Thorpe-le-Soken (TLS) 1 d				1659			1702			1759			1802			1859		1902
Kirby Cross (KBX)	d						1707						1807					1907
Frinton-on-Sea (FRI)	d						1710						1810					1910
Walton-on-the-Naze (WON)	a						1714						1814					1914
Clacton-on-Sea (CLT)	a			1708						1808						1908		
Manningtree (MNG) 2 d	1619	1625	1627				1719	1725	1727				1819	1825	1827			
Mistley (MIS)	d		1631						1731						1831			
Wrabness (WRB)	d		1636						1736						1836			
Harwich International (HPQ) 	d		1644						1744						1844			
Dovercourt (DVC)	d		1647						1747						1847			
Harwich Town (HWC)	a		1649						1749						1849			
Ipswich (IPS)	a	1630	1635				1730	1735					1830	1835				

NOTES (see introductory pages for explanation of train operator codes and standard symbols)

- a Arrival time
- d Departure time
- u Stops to pick up only
- A To Norwich, see table 8

London to Chelmsford, Witham, Braintree, Colchester, Clacton-on-Sea, Walton-on-the-Naze, Harwich and Ipswich

Sundays




Operator Train ID Days of operation/Notes 1st Class/Reservations/Bus	LE 1P54 A 1◇	LE 1Y24	LE 1P56 A ◇	LE 2A24	LE 1N24	LE 2F26	LE 2N26	LE 1P58 A 1◇	LE 1Y26	LE 1P60 A 1◇	LE 2A26	LE 1N26	LE 2F28	LE 2N28	LE 1A86	LE 1Y28	LE 1P64 A 1◇	LE 2A28
London Liverpool Street (LST)   15 d	1800	1807	1830		1837			1900	1907	1930		1937			2000	2007	2030	
Stratford (SRA)   7 d		1814	1838u		1844				1914	1938u		1944			2007	2014	2038u	
Romford (RMF)																		
Shenfield (SNF) 3 d		1830			1900				1930			2000			2023	2030		
Ingatestone (INT)		1835							1935							2035		
Chelmsford (CHM) 3 d		1842			1910				1942			2010			2032	2042		
Hatfield Peverel (HAP)		1848							1948							2048		
Witham (WTM) 2 a		1854			1920				1954			2020			2042	2054		
Witham (WTM) 2 d		1854			1920	1925			1954			2020	2025		2042	2054		
White Notley (WNY)						1932							2032					
Cressing (CES)						1934							2034					
Braintree Freeport (BTP)						1937							2037					
Braintree (BTR) a						1941							2041					
Kelvedon (KEL) d		1858							1958							2058		
Marks Tey (MKT) 2 d		1904			1928				2004			2028				2104		
Colchester (COL) 4 a	1843	1911	1916		1935			1943	2011	2016		2035			2054	2111	2116	
Colchester (COL) 4 d	1844	1911	1917		1936			1944	2011	2017		2036			2055	2111	2117	
Colchester Town (CET) a																		
Colchester Town (CET) d																		
Hythe (HYH) d					1940							2040						
Wivenhoe (WIV) 3 d					1944							2044						
Alresford (Essex) (ALR) d					1948							2048						
Great Bentley (GRB) d					1952							2052						
Weeley (WEE) d																		
Thorpe-le-Soken (TLS) 1 a					1959							2059						
Thorpe-le-Soken (TLS) 1 d					1959							2059		2102				
Kirby Cross (KBX) d						2002								2107				
Frinton-on-Sea (FRI) d						2007								2110				
Walton-on-the-Naze (WON) a						2010								2114				
Walton-on-the-Naze (WON) d						2014												
Clacton-on-Sea (CLT) a					2008							2108						
Manningtree (MNG) 2 d		1919	1925	1927				1952	2019	2025	2027				2103	2119	2125	2127
Mistley (MIS) d				1931							2031							2131
Wrabness (WRB) d				1936							2036							2136
Harwich International (HPQ)  d				1944							2044			2119a				2144
Dovercourt (DVC) d				1947							2047							2147
Harwich Town (HWC) a				1949							2049							2149
Ipswich (IPS) a	1900	1930	1935					2002	2030	2035						2130	2135	

NOTES (see introductory pages for explanation of train operator codes and standard symbols)

- a Arrival time
- d Departure time
- u Stops to pick up only
- A To Norwich, see table 8

London to Chelmsford, Witham, Braintree, Colchester, Clacton-on-Sea, Walton-on-the-Naze, Harwich and Ipswich

Sundays

Operator Train ID Days of operation/Notes 1st Class/Reservations/Bus	LE	LE	LE	LE	LE	LE	LE	LE	LE	LE	LE	LE	LE	LE	LE	LE	LE	LE	LE
	1N28	2F30	2N30	2Y92	1Y30	1P68 A A	2A30	1N30	2F32	2N32	1Y32	1P70 A A	1N32	2F34	1Y34	1P72 A A	1F64	1F66	
London Liverpool Street (LST)  15 d	2037				2107	2130		2137				2207	2230	2237		2307	2330	2334	0002
Stratford (SRA)  17 d	2044				2114	2138u		2144				2214	2238u	2244		2314	2338u	2341	0009
Romford (RMF)	d																		
Shenfield (SNF) 3 d	2100				2130			2200				2230		2300		2330		2357	0034
Ingatestone (INT)	d				2135							2235				2335			0038
Chelmsford (CHM) 3 d	2110				2142			2210				2242		2310		2342		0007	0045
Hatfield Peveler (HAP)	d				2148							2248				2348			0051
Witham (WTM) 2 a	2120				2154			2220				2254		2320		2354		0017	0057
Witham (WTM) 2 d	2120	2125			2154			2220	2225			2254		2320	2325	2354		0017	0058
White Notley (WNY)	d	2132							2232						2332				
Cressing (CES)	d	2134							2234						2334				
Braintree Freeport (BTP)	d	2137							2237						2337				
Braintree (BTR)	a	2141							2241						2341				
Kelvedon (KEL)	d				2158							2258				2358			0102
Marks Tey (MKT) 2 d	2128				2204			2228				2304		2328		0004		0025	0108
Colchester (COL) 4 a	2135				2211	2216		2235				2311	2316	2335		0011	0016	0033	0116
Colchester (COL) 4 d	2136				2211	2217		2236				2311	2317	2336		0011	0017		
Colchester Town (CET)	a																		
Colchester Town (CET)	d																		
Hythe (HYH)	d	2140						2240						2340					
Wivenhoe (WIV) 3 d	2144							2244						2344					
Alresford (Essex) (ALR)	d	2148						2248						2348					
Great Bentley (GRB)	d	2152						2252						2352					
Weeley (WEE)	d																		
Thorpe-le-Soken (TLS) 1 a	2159							2259						2359					
Thorpe-le-Soken (TLS) 1 d	2159		2202					2259		2302				2359					
Kirby Cross (KBX)	d		2207							2307									
Frinton-on-Sea (FRI)	d		2210							2310									
Walton-on-the-Naze (WON)	a		2214							2314									
Clacton-on-Sea (CLT)	a	2208						2308						0008					
Manningtree (MNG) 2 d					2219	2225	2227					2319	2326			0019	0026		
Mistley (MIS)	d						2231												
Wrabness (WRB)	d						2236												
Harwich International (HPQ)  d				2138			2244												
Dovercourt (DVC)	d						2247												
Harwich Town (HWC)	a						2249												
Ipswich (IPS)	a				2204	2231	2235					2331	2336			0031	0036		

NOTES (see introductory pages for explanation of train operator codes and standard symbols)

- a Arrival time
- d Departure time
- u Stops to pick up only
- A To Norwich, see table 8

Ipswich, Harwich, Walton-on-the-Naze, Clacton-on-Sea, Colchester, Braintree, Witham and Chelmsford to London

Mondays to Fridays

Operator Train ID Days of operation/Notes 1st Class/Reservations/Bus	LE 2F01 A	LE 1F01	LE 1Y01	LE 2F05	LE 1N01	LE 2A01	LE 1P01 B ◇	LE 1F05	LE 2N01	LE 1N03	LE 1F07	LE 1P03 B □□	LE 2N03	LE 1N07	LE 1F09	LE 1Y03	LE 1F91	LE 2A03
Ipswich (IPS)	d			0514			0546					0611				0629		
Harwich Town (HWC)	d					0524												0624
Dovercourt (DVC)	d					0526												0626
Harwich International (HPQ)	d					0529												0629
Wrabness (WRB)	d					0535												0635
Mistley (MIS)	d					0541												0641
Manningtree (MNG) 2	d			0525		0546a	0556					0620				0639		0646a
Clacton-on-Sea (CLT)	d				0520					0540				0607				
Walton-on-the-Naze (WON)	d								0534				0601					
Frinton-on-Sea (FRI)	d								0537				0604					
Kirby Cross (KBX)	d								0540				0607					
Thorpe-le-Soken (TLS) 1 a	a				0528				0546	0548			0613	0615				
Thorpe-le-Soken (TLS) 1 d	d				0528					0548				0615				
Weeley (WEE)	d									0552								
Great Bentley (GRB)	d									0556								
Alresford (Essex) (ALR)	d									0600								
Wivenhoe (WIV) 3 d	d				0538					0604				0626				
Hythe (HYH)	d									0608				0630				
Colchester Town (CET)	a																	
Colchester Town (CET)	d										0611							0647
Colchester (COL) 4 a	a			0534	0547	0604				0614	0618	0629	0636		0648	0654		
Colchester (COL) 4 d	d	0443	0512	0535	0547	0606				0615	0619	0630	0637		0648	0655		
Marks Tey (MKT) 2 d	d	0449	0518		0553					0621	0625				0654	0701		
Kelvedon (KEL)	d	0454	0523		0559					0627	0631			0647	0700			
Braintree (BTR)	d			0543											0640			
Braintree Freeport (BTP)	d			0545											0642			
Cressing (CES)	d			0548											0645			
White Notley (WNY)	d			0551											0648			
Witham (WTM) 2 a	a	0500	0529	0547	0600	0605				0632	0637				0656	0706	0710	
Witham (WTM) 2 d	d	0500	0529	0548		0605			0618	0633	0642				0657	0706	0710	
Hatfield Peverel (HAP)	d	0504	0533						0622						0702			
Chelmsford (CHM) 3 d	d	0511	0540	0558		0614			0629	0642	0651		0659	0709			0719	
Ingatestone (INT)	d	0518	0547						0636				0706					
Shenfield (SNF) 3 a	a	0523	0552			0624			0641	0651	0701				0719			
Romford (RMF)	a	0532																
Straford (SRA) 7 a	a	0544	0608	0622s		0640	0645s	0658s		0709s	0718s	0712s		0726s	0736s	0739s	0745s	
London Liverpool Street (LST) 15 a	a	0553	0616	0632		0648	0654	0709		0719	0728	0722		0736	0746	0750	0756	

NOTES (see introductory pages for explanation of train operator codes and standard symbols)

- a Arrival time
- d Departure time
- s Stops to set down only

- A Also calls at Seven Kings 0537
- B From Norwich, see table 8

Ipswich, Harwich, Walton-on-the-Naze, Clacton-on-Sea, Colchester, Braintree, Witham and Chelmsford to London

Mondays to Fridays

Operator Train ID Days of operation/Notes 1st Class/Reservations/Bus Catering facilities	LE 1P05 B B D	LE 1F11	LE 2F07	LE 2N05	LE 1N11	LE 2F07	LE 1Y05	LE 1N13	LE 1F15	LE 1F17	LE 2A04 D	LE 2A05	LE 1P07 B ◇	LE 2F11	LE 2N07	LE 1N15	LE 2F11	LE 1Y09 C
Ipswich (IPS)	d	0645					0652				0658		0709					0717
Harwich Town (HWC)	d											0652						
Dovercourt (DVC)	d											0654						
Harwich International (HPQ)	d										0725a	0657						
Wrabness (WRB)	d											0703						
Mistley (MIS)	d											0709						
Manningtree (MNG) 2	d	0655					0702					0714a	0719					0727
Clacton-on-Sea (CLT)	d		0628		0638			0647						0651		0705		
Walton-on-the-Naze (WON)	d				0631										0658			
Frinton-on-Sea (FRI)	d				0634										0701			
Kirby Cross (KBX)	d				0637										0704			
Thorpe-le-Soken (TLS) 1	a		0636	0643	0646			0655					0659	0710	0713			
Thorpe-le-Soken (TLS) 1	d		0636		0646			0655					0659		0713			
Weeley (WEE)	d		0640										0703					
Great Bentley (GRB)	d		0643										0706					
Alresford (Essex) (ALR)	d		0647										0710					
Wivenhoe (WIV) 3	d		0651		0657			0706					0714		0724			
Hythe (HYH)	d		0655		0701			0710					0718					
Colchester Town (CET)	a		0659										0722					
Colchester Town (CET)	d		0703			0703							0727				0727	
Colchester (COL) 4	a	0703			0707	0711	0712	0716				0728			0732	0736	0737	
Colchester (COL) 4	d	0705			0708		0713	0717				0730			0733		0738	
Marks Tey (MKT) 2	d						0719	0722									0744	
Kelvedon (KEL)	d				0718			0728								0743	0749	
Braintree (BTR)	d									0726								
Braintree Freeport (BTP)	d									0728								
Cressing (CES)	d									0731								
White Notley (WNY)	d									0734								
Witham (WTM) 2	a						0727	0733		0742					0749		0755	
Witham (WTM) 2	d		0717				0728	0734		0743					0750		0755	
Hatfield Peverel (HAP)	d						0732			0748								
Chelmsford (CHM) 3	d		0727		0732		0739	0743	0749	0755					0759			
Ingatestone (INT)	d		0733				0745		0756									
Shenfield (SNF) 3	a		0738		0741			0753	0801						0809			
Romford (RMF)	a																	
Stratford (SRA)	a		0756s		0759s		0805s	0810s	0819s	0821s					0826s		0829s	
London Liverpool Street (LST)	a	0758	0807		0809		0817	0822	0830	0832			0824		0838		0840	

NOTES (see introductory pages for explanation of train operator codes and standard symbols)

- a Arrival time
- d Departure time
- s Stops to set down only

- B From Norwich, see table 8
- C From Stowmarket, see table 8
- D From Lowestoft, see table 11

Ipswich, Harwich, Walton-on-the-Naze, Clacton-on-Sea, Colchester, Braintree, Witham and Chelmsford to London

Mondays to Fridays

Operator Train ID Days of operation/Notes 1st Class/Reservations/Bus Catering facilities	LE 1F19	LE 1A95	LE 1A17	LE 1N17	LE 1P11 B □□ ▬	LE 1Y07	LE 1F21	LE 1F23	LE 2W06 E	LE 2F13	LE 1F25	LE 1P13 B □□ ▬	LE 1F25	LE 1N25	LE 1A27	LE 1P15 B ◇	LE 9P17 B □◇ ▬	LE 2F13
Ipswich (IPS)	d				0734	0738						0750				0813	0833	
Harwich Town (HWC)	d		0716												0755			
Dovercourt (DVC)	d		0718												0757			
Harwich International (HPQ)	d	0715	0721					0748							0800			
Wrabness (WRB)	d		0727					0754							0806			
Mistley (MIS)	d		0733					0800							0812			
Manningtree (MNG) 2	d	0731	0738		0743	0749						0800			0817	0822		
Clacton-on-Sea (CLT)	d			0716										0744				
Walton-on-the-Naze (WON)	d							0738										
Frinton-on-Sea (FRI)	d							0741										
Kirby Cross (KBX)	d							0744										
Thorpe-le-Soken (TLS) 1	a			0724				0750						0752				←
Thorpe-le-Soken (TLS) 1	d			0724				0758						0752				0758
Weeley (WEE)	d			0728				↘										0802
Great Bentley (GRB)	d			0731														0805
Alresford (Essex) (ALR)	d			0735														0809
Wivenhoe (WIV) 3	d			0739										0802				0813
Hythe (HYH)	d			0743														0817
Colchester Town (CET)	a																	0821
Colchester Town (CET)	d									0758			←					0830
Colchester (COL) 4	a	0741	0747	0750		0758				0808	0809	0808	0812	0827	0831			↘
Colchester (COL) 4	d	0742	0754			0759				0815	0811	0815	0838	0832				
Marks Tey (MKT) 2	d	0748				0805				↘		0821	↘					
Kelvedon (KEL)	d		0804			0810						0827						
Braintree (BTR)	d							0811										
Braintree Freeport (BTP)	d							0813										
Cressing (CES)	d							0816										
White Notley (WNY)	d							0819										
Witham (WTM) 2	a	0757	0810		0816			0826						0833				
Witham (WTM) 2	d	0803	0810		0816			0827						0835				
Hatfield Peverel (HAP)	d		0807					0831										
Chelmsford (CHM) 3	d	0809	0814	0819		0830	0838							0845				
Ingatestone (INT)	d	0816				0837	0845											
Shenfield (SNF) 3	a	0821	0824	0829		0842	0850							0854				
Romford (RMF)	a																	
Stratford (SRA)	7	a	0839s	0841s	0846s		0850s	0900s	0908s			0853s						
London Liverpool Street (LST)	15	a	0850	0854	0900	0842	0902	0911	0918			0904	0920		0926	0930		

NOTES (see introductory pages for explanation of train operator codes and standard symbols)

- a Arrival time
- d Departure time
- s Stops to set down only

- B From Norwich, see table 8
- E To Cambridge, see table 12

Ipswich, Harwich, Walton-on-the-Naze, Clacton-on-Sea, Colchester, Braintree, Witham and Chelmsford to London

Mondays to Fridays

Operator Train ID Days of operation/Notes 1st Class/Reservations/Bus Catering facilities	LE 1N27	LE 1A27	LE 2F13	LE 1N29	LE 2A25	LE 1P19 B ◇ ⌚	LE 1F31	LE 1F33	LE 1Y33	LE 1P21 B ⌚◇ ⌚	LE 2F23	LE 1N31	LE 2F21	LE 1Y31	LE 2F23	LE 9P91 B ⌚◇ ⌚	LE 2A27	LE 1P23 B ◇
Ipswich (IPS)	d					0844			0857	0910				0923		0933		0945
Harwich Town (HWC)	d				0828													0926
Dovercourt (DVC)	d				0830													0928
Harwich International (HPQ)	d				0833													0931
Wrabness (WRB)	d				0839													0937
Mistley (MIS)	d				0845													0943
Manningtree (MNG) 2	d				0850a	0853			0907	0919				0933			0948a	0954
Clacton-on-Sea (CLT)	d			0811								0905						
Walton-on-the-Naze (WON)	d	0801									0900							
Frinton-on-Sea (FRI)	d	0804									0903							
Kirby Cross (KBX)	d	0807									0906							
Thorpe-le-Soken (TLS) 1	a	0812		0819							0912	0913						←
Thorpe-le-Soken (TLS) 1	d	0813		0819							0917	0913						0917
Weeley (WEE)	d			0823							↘							0921
Great Bentley (GRB)	d			0826														0924
Alresford (Essex) (ALR)	d			0830														0928
Wivenhoe (WIV) 3	d	0823		0834								0923						0932
Hythe (HYH)	d	0827		0838														0936
Colchester Town (CET)	a			←														0940
Colchester Town (CET)	d		0830					0900					0935					0944
Colchester (COL) 4	a	0833	←	0838	0844		0902	0907	0916	0929		0931	0943	0942				0952
Colchester (COL) 4	d	0835	0838		0849		0903	0912	0916	0930		0933		0950				
Marks Tey (MKT) 2	d			0855					0922					0956				
Kelvedon (KEL)	d			0900					0928					1001				
Braintree (BTR)	d						0900											
Braintree Freeport (BTP)	d						0902											
Cressing (CES)	d						0905											
White Notley (WNY)	d						0908											
Witham (WTM) 2	a	0847	0852	0906			0915	0925	0933			0945		1007				
Witham (WTM) 2	d	0848	0858	0906			0916	0926	0934			0945		1007				
Hatfield Peverel (HAP)	d		0902					0930										
Chelmsford (CHM) 3	d	0857	0909	0915		0921	0926	0937	0943			0954		1016				1022
Ingatestone (INT)	d		0916				0932					1001		1023				
Shenfield (SNF) 3	a	0907	0920	0924			0938		0953			1007		1028				
Romford (RMF)	a																	
Stratford (SRA)	a	0928s	0938s	0942s		0948s	0954	1002	1009			1027						1046s
London Liverpool Street (LST)	a	0939	0949	0954		1000	1003	1010	1017	1019		1035		1051		1030		1055

NOTES (see introductory pages for explanation of train operator codes and standard symbols)

- a Arrival time
- d Departure time
- s Stops to set down only

B From Norwich, see table 8

Ipswich, Harwich, Walton-on-the-Naze, Clacton-on-Sea, Colchester, Braintree, Witham and Chelmsford to London

Mondays to Fridays

Operator Train ID Days of operation/Notes 1st Class/Reservations/Bus Catering facilities	LE 1F37	LE 2F25	LE 1Y35	LE 1P25 B P◇ P	LE 2F29	LE 1N33	LE 2F27	LE 2F29	LE 2A29	LE 1P27 B P◇ P	LE 1F39	LE 2F31	LE 1Y37	LE 1P29 B P◇ P	LE 2F35	LE 1N35	LE 2F33	LE 2F35
Ipswich (IPS)	d		0952	1010						1041			1052	1110				
Harwich Town (HWC)	d								1026									
Dovercourt (DVC)	d								1028									
Harwich International (HPQ)	d								1031									
Wrabness (WRB)	d								1037									
Mistley (MIS)	d								1043									
Manningtree (MNG) 2	d		1002	1019					1048a	1051			1102	1119				
Clacton-on-Sea (CLT)	d					1005											1105	
Walton-on-the-Naze (WON)	d				1000										1100			
Frinton-on-Sea (FRI)	d				1003										1103			
Kirby Cross (KBX)	d				1006										1106			
Thorpe-le-Soken (TLS) 1	a				1012	1013		←							1112	1113		←
Thorpe-le-Soken (TLS) 1	d				1017	1013		1017							1117	1113		1117
Weeley (WEE)	d				→			1021							→			1121
Great Bentley (GRB)	d							1024										1124
Alresford (Essex) (ALR)	d							1028										1128
Wivenhoe (WIV) 3	d					1023		1032								1123		1132
Hythe (HYH)	d							1036										1136
Colchester Town (CET)	a							1040										1140
Colchester Town (CET)	d	1000					1035	1044			1100	1100					1135	1144
Colchester (COL) 4	d	1007	1011	1029		1031	1042	1052		1100		1107	1111	1128		1131	1142	1152
Colchester (COL) 4	d		1012	1030		1033	1043			1101			1112	1130		1133	1143	
Marks Tey (MKT) 2	d		1018				1049						1118				1149	
Kelvedon (KEL)	d		1023				1054						1123				1154	
Braintree (BTR)	d	1000									1100							
Braintree Freeport (BTP)	d	1002									1102							
Cressing (CES)	d	1005									1105							
White Notley (WNY)	d	1008									1108							
Witham (WTM) 2	a	1015		1029		1045	1100				1115		1129			1145	1200	
Witham (WTM) 2	d	1016		1029		1046	1100				1115		1129			1146	1200	
Hatfield Peverel (HAP)	d			1033									1133					
Chelmsford (CHM) 3	d	1026		1040		1055	1109			1118	1125		1140			1155	1209	
Ingatestone (INT)	d					1102					1132					1202		
Shenfield (SNF) 3	a	1036		1050		1107	1119				1137		1150			1207	1219	
Romford (RMF)	a						1128											1228
Stratford (SRA) 7	a	1052		1105		1123	1137			1143s	1154		1205			1223	1237	
London Liverpool Street (LST) 15	a	1100		1113	1118		1131	1145		1151	1202		1213	1215		1231	1245	

NOTES (see introductory pages for explanation of train operator codes and standard symbols)

- a Arrival time
d Departure time
s Stops to set down only

B From Norwich, see table 8

Ipswich, Harwich, Walton-on-the-Naze, Clacton-on-Sea, Colchester, Braintree, Witham and Chelmsford to London

Mondays to Fridays

Operator Train ID Days of operation/Notes 1st Class/Reservations/Bus Catering facilities	LE 2A31	LE 1P31 B □◇ ⌋	LE 1F41	LE 2F37	LE 1Y39	LE 1P33 B □◇ ⌋	LE 2F41	LE 1N37	LE 2F39	LE 2F41	LE 2A33	LE 1P35 B □◇ ⌋	LE 1F43	LE 2F43	LE 1Y41	LE 1P37 B □◇ ⌋	LE 2F47	LE 1N39
Ipswich (IPS)	d	1142			1152	1210						1242			1252	1310		
Harwich Town (HWC)	d	1126										1226						
Dovercourt (DVC)	d	1128										1228						
Harwich International (HPQ)	d	1131										1231						
Wrabness (WRB)	d	1137										1237						
Mistley (MIS)	d	1143										1243						
Manningtree (MNG) 2	d	1148a	1151		1202	1219						1248a	1251		1302	1319		
Clacton-on-Sea (CLT)	d							1205										1305
Walton-on-the-Naze (WON)	d						1200											1300
Frinton-on-Sea (FRI)	d						1203											1303
Kirby Cross (KBX)	d						1206											1306
Thorpe-le-Soken (TLS) 1	a						1212	1213		←								1312
Thorpe-le-Soken (TLS) 1	d						1217	1213		1217								1317
Weeley (WEE)	d						←			1221								1313
Great Bentley (GRB)	d									1224								→
Alresford (Essex) (ALR)	d									1228								
Wivenhoe (WIV) 3	d							1223		1232								1323
Hythe (HYH)	d									1236								
Colchester Town (CET)	a									1240								
Colchester Town (CET)	d			1200					1235	1244				1300				
Colchester (COL) 4	a	1200		1207	1211	1229		1232	1242	1252			1300	1307	1311	1329		1331
Colchester (COL) 4	d	1201			1211	1230		1233	1243				1301		1312	1330		1333
Marks Tey (MKT) 2	d				1217				1249						1318			
Kelvedon (KEL)	d				1223				1254						1323			
Braintree (BTR)	d		1200										1300					
Braintree Freeport (BTP)	d		1202										1302					
Cressing (CES)	d		1205										1305					
White Notley (WNY)	d		1208										1308					
Witham (WTM) 2	a		1215		1228		1245	1300					1315		1329			1345
Witham (WTM) 2	d		1216		1228		1246	1300					1316		1329			1346
Hatfield Peverel (HAP)	d				1232										1333			
Chelmsford (CHM) 3	d	1218	1225		1239		1256	1309			1319	1325		1340				1355
Ingatestone (INT)	d		1232				1302					1332						1402
Shenfield (SNF) 3	a		1237		1249		1308	1319				1337		1350				1407
Romford (RMF)	a							1328										
Stratford (SRA)	a	1243s	1252		1305		1323	1337			1343s	1353		1406				1423
London Liverpool Street (LST)	a	1251	1301		1313	1315	1331	1345				1351	1401		1414	1416		1431

NOTES (see introductory pages for explanation of train operator codes and standard symbols)

- a Arrival time
- d Departure time
- s Stops to set down only

B From Norwich, see table 8

Ipswich, Harwich, Walton-on-the-Naze, Clacton-on-Sea, Colchester, Braintree, Witham and Chelmsford to London

Mondays to Fridays

Operator Train ID Days of operation/Notes 1st Class/Reservations/Bus Catering facilities	LE 2F45	LE 2F47	LE 2A35	LE 1P39 B ◇ ⌋	LE 1F45	LE 2F49	LE 1Y43	LE 1P41 B ◇ ⌋	LE 2F53	LE 1N41	LE 2F51	LE 2F53	LE 2A37	LE 1P43 B ◇ ⌋	LE 1F47	LE 2F55	LE 1Y45	LE 1P45 B ◇ ⌋
Ipswich (IPS)	d			1341			1352	1410						1442			1451	1509
Harwich Town (HWC)	d		1326										1426					
Dovercourt (DVC)	d		1328										1428					
Harwich International (HPQ)	d		1331										1431					
Wrabness (WRB)	d		1337										1437					
Mistley (MIS)	d		1343										1443					
Manningtree (MNG) 2	d		1348a	1350			1402	1419					1448a	1451			1501	1519
Clacton-on-Sea (CLT)	d									1405								
Walton-on-the-Naze (WON)	d								1400									
Frinton-on-Sea (FRI)	d								1403									
Kirby Cross (KBX)	d								1406									
Thorpe-le-Soken (TLS) 1	a	←							1412	1413		←						
Thorpe-le-Soken (TLS) 1	d	1317							1417	1413		1417						
Weeley (WEE)	d	1321							←			1421						
Great Bentley (GRB)	d	1324										1424						
Alresford (Essex) (ALR)	d	1328										1428						
Wivenhoe (WIV) 3	d	1332								1423		1432						
Hythe (HYH)	d	1336										1436						
Colchester Town (CET)	a	1340										1440						
Colchester Town (CET)	d	1335	1344			1400					1435	1444			1500			
Colchester (COL) 4	a	1342	1352	1400		1407	1411	1429		1431	1442	1452		1501		1507	1510	1528
Colchester (COL) 4	d	1343		1401			1412	1430		1433	1443			1502			1511	1530
Marks Tey (MKT) 2	d	1349					1418				1449						1517	
Kelvedon (KEL)	d	1354					1423				1454						1522	
Braintree (BTR)	d				1400										1500			
Braintree Freeport (BTP)	d				1402										1502			
Cressing (CES)	d				1405										1505			
White Notley (WNY)	d				1408										1508			
Witham (WTM) 2	a	1400			1415		1429			1445	1500				1515		1528	
Witham (WTM) 2	d	1400			1416		1429			1446	1500				1516		1528	
Hatfield Peverel (HAP)	d						1433										1532	
Chelmsford (CHM) 3	d	1409		1419	1425		1440			1456	1509			1519	1525		1539	
Ingatestone (INT)	d				1432					1502					1532			
Shenfield (SNF) 3	a	1419			1437		1450			1508	1519				1537		1549	
Romford (RMF)	a	1428									1528							
Stratford (SRA)	a	1437		1443s	1453		1505			1523	1537			1543s	1553		1604	
London Liverpool Street (LST)	a	1445		1451	1501		1513	1517		1531	1545			1551	1601		1612	1615

NOTES (see introductory pages for explanation of train operator codes and standard symbols)

- a Arrival time
- d Departure time
- s Stops to set down only

B From Norwich, see table 8

Ipswich, Harwich, Walton-on-the-Naze, Clacton-on-Sea, Colchester, Braintree, Witham and Chelmsford to London

Mondays to Fridays

Operator Train ID Days of operation/Notes 1st Class/Reservations/Bus Catering facilities	LE 2F59	LE 1N43	LE 1F49	LE 2F59	LE 2A39	LE 1P47 B B B	LE 1F51	LE 2F61	LE 1Y47	LE 1P49 B B B	LE 2F65	LE 1N47	LE 1F53	LE 1F55	LE 2F65	LE 2A41	LE 1P51 B B B	LE 2F67	
Ipswich (IPS)	d					1543			1552	1609								1642	
Harwich Town (HWC)	d				1526												1626		
Dovercourt (DVC)	d				1528												1628		
Harwich International (HPQ)	d				1531												1631		
Wrabness (WRB)	d				1537												1637		
Mistley (MIS)	d				1543												1643		
Manningtree (MNG) 2	d				1548a	1553			1602	1619						1648a	1652		
Clacton-on-Sea (CLT)	d	1505										1605							
Walton-on-the-Naze (WON)	d	1500									1600								
Frinton-on-Sea (FRI)	d	1503									1603								
Kirby Cross (KBX)	d	1506									1606								
Thorpe-le-Soken (TLS) 1	a	1512	1513		←						1612	1613							
Thorpe-le-Soken (TLS) 1	d	1517	1513		1517						1617	1613					1617		
Weeley (WEE)	d	→			1521						→						1621		
Great Bentley (GRB)	d				1524												1624		
Alresford (Essex) (ALR)	d				1528												1628		
Wivenhoe (WIV) 3	d		1523		1532							1623					1632		
Hythe (HYH)	d				1536												1636		
Colchester Town (CET)	a				1540												1640		
Colchester Town (CET)	d			1536	1544			1600					1635		1644				1655
Colchester (COL)	4	a	1531	1543	1552		1602	1607	1611	1628		1631	1642		1654			1702	1705
Colchester (COL) 4	d		1533	1544			1603		1612	1630		1633	1643	1653				1704	
Marks Tey (MKT) 2	d				1550				1618					1659					
Kelvedon (KEL)	d				1555				1623				1652						
Braintree (BTR)	d						1600												
Braintree Freeport (BTP)	d						1602												
Cressing (CES)	d						1605												
White Notley (WNY)	d						1608												
Witham (WTM) 2	a		1545	1601			1616		1629			1645	1658	1708					
Witham (WTM) 2	d		1546	1601			1617		1629			1646	1658	1708					
Hatfield Peverel (HAP)	d								1633				1702						
Chelmsford (CHM) 3	d		1556	1610		1621	1627	1640				1656	1709	1717				1721	
Ingatestone (INT)	d		1602				1633					1702							
Shenfield (SNF) 3	a		1608	1620			1639	1650				1708	1719	1727					
Romford (RMF)	a																		
Stratford (SRA) 7	a		1623	1635		1645s	1655	1706				1724	1737	1743				1747s	
London Liverpool Street (LST) 15	a		1631	1644		1657	1703	1715	1718			1733	1746	1753				1758	

NOTES (see introductory pages for explanation of train operator codes and standard symbols)

- a Arrival time
- d Departure time
- s Stops to set down only

B From Norwich, see table 8

Ipswich, Harwich, Walton-on-the-Naze, Clacton-on-Sea, Colchester, Braintree, Witham and Chelmsford to London

Mondays to Fridays

Operator Train ID Days of operation/Notes 1st Class/Reservations/Bus Catering facilities	LE 1F57	LE 1Y49	LE 2A43	LE 1P53 B P◇ P	LE 2F73	LE 1N51	LE 1F61	LE 2F71	LE 2F73	LE 2A45	LE 1Y51	LE 1P55 B P◇ P	LE 1F63	LE 1Y51	LE 2N78 F	LE 1P57 B P◇ P	LE 2F81	LE 1N55
Ipswich (IPS)	d	1652		1710							1740	1749				1813		
Harwich Town (HWC)	d		1653							1726								
Dovercourt (DVC)	d		1655							1728								
Harwich International (HPQ)	d		1658							1731								
Wrabness (WRB)	d		1704							1737								
Mistley (MIS)	d		1710							1743								
Manningtree (MNG) 2	d	1702	1715a	1719						1748a	1751				1814			
Clacton-on-Sea (CLT)	d					1705												1805
Walton-on-the-Naze (WON)	d				1700													1756
Frinton-on-Sea (FRI)	d				1703													1759
Kirby Cross (KBX)	d				1706													1802
Thorpe-le-Soken (TLS) 1	a				1712	1713			←									1808
Thorpe-le-Soken (TLS) 1	d				1717	1713			1717									1817
Weeley (WEE)	d				↘				1721									↘
Great Bentley (GRB)	d								1724									
Alresford (Essex) (ALR)	d								1728									
Wivenhoe (WIV) 3	d					1723			1732									1823
Hythe (HYH)	d								1736									
Colchester Town (CET)	a								1740									
Colchester Town (CET)	d							1730	1744									
Colchester (COL) 4	a		1711		1728		1731		1737	1752		1800	1804	←	1826	1829		1831
Colchester (COL) 4	d		1712		1730		1733		1750			1812	1806		1812		1830	1833
Marks Tey (MKT) 2	d		1718						1756			↘			1818			
Kelvedon (KEL)	d		1724						1802						1823			
Braintree (BTR)	d	1700						1744										
Braintree Freeport (BTP)	d	1702						1746										
Cressing (CES)	d	1705						1749										
White Notley (WNY)	d	1708						1752										
Witham (WTM) 2	a	1715	1731			1746	1759	1807							1829			1845
Witham (WTM) 2	d	1716	1732			1746	1800	1807					1818	1829				1846
Hatfield Peverel (HAP)	d		1736					1811										1833
Chelmsford (CHM) 3	d	1726	1743			1756	1809	1818			1823	1828	1840					1856
Ingatestone (INT)	d	1732				1802						1834						1902
Shenfield (SNF) 3	a	1738	1753			1808	1819	1828				1840	1850					1908
Romford (RMF)	a							1836										
Stratford (SRA)	a	1754	1809			1824	1835	1846				1849s	1856	1906				1924
London Liverpool Street (LST)	a	1803	1818		1820	1834	1844	1856				1858	1907	1914		1916		1933

NOTES (see introductory pages for explanation of train operator codes and standard symbols)

- a Arrival time
- d Departure time
- s Stops to set down only

- B From Norwich, see table 8
- F To Clacton-on-Sea

Ipswich, Harwich, Walton-on-the-Naze, Clacton-on-Sea, Colchester, Braintree, Witham and Chelmsford to London

Mondays to Fridays

Operator Train ID Days of operation/Notes 1st Class/Reservations/Bus Catering facilities	LE 1F67	LE 2F77	LE 2A47	LE 2Y53	LE 2F81	LE 1F69	LE 2A49	LE 1P59 B ◇ ⌄	LE 1F69	LE 2F69	LE 2N33	LE 1Y55	LE 2F83	LE 1F71	LE 1P61 B ⌄◇ ⌄	LE 2F89	LE 1N57	LE 2F85
Ipswich (IPS)	d			1824				1842				1849			1910			
Harwich Town (HWC)	d		1800				1826											
Dovercourt (DVC)	d		1802				1828											
Harwich International (HPQ)	d		1805				1831											
Wrabness (WRB)	d		1811				1837											
Mistley (MIS)	d		1817				1843											
Manningtree (MNG) 2	d		1822a	1834			1848a	1852				1859			1920			
Clacton-on-Sea (CLT)	d									1822								1902
Walton-on-the-Naze (WON)	d										1833					1856		
Frinton-on-Sea (FRI)	d										1836					1859		
Kirby Cross (KBX)	d										1842c					1902		
Thorpe-le-Soken (TLS) 1	a				←					1830	1848				1908	1910		
Thorpe-le-Soken (TLS) 1	d				1817					1830					1915	1910		
Weeley (WEE)	d				1821										→			
Great Bentley (GRB)	d				1824													
Alresford (Essex) (ALR)	d				1828													
Wivenhoe (WIV) 3	d				1832					1840							1923c	
Hythe (HYH)	d				1836					1844								
Colchester Town (CET)	a				1840					1848								
Colchester Town (CET)	d	1832			1844					1854		1908	1908					1935
Colchester (COL)	d	1839		1843	1852			1901		1903		1908	1915		1929		1933	1942
Colchester (COL) 4	d			1844		1855		1903				1912			1930		1934	1943
Marks Tey (MKT) 2	d			1850		1901						1918						1949
Kelvedon (KEL)	d			1855								1923						1954
Braintree (BTR)	d	1833													1925			
Braintree Freeport (BTP)	d	1836													1927			
Cressing (CES)	d	1839													1930			
White Notley (WNY)	d	1842													1933			
Witham (WTM) 2	a	1850		1901		1910		←				1929			1941		1946	2000
Witham (WTM) 2	d	1851		1901		1915			1915			1929			1942		1946	2000
Hatfield Peverel (HAP)	d	1855				→						1933						
Chelmsford (CHM) 3	d	1902		1910				1921	1925			1940		1951			1955	2009
Ingatestone (INT)	d								1931								2002	
Shenfield (SNF) 3	a	1912		1920					1937			1950					2007	2019
Romford (RMF)	a			1928														2028
Stratford (SRA)	a	1928		1937				1944s	1952			2006		2015			2023	2037
London Liverpool Street (LST)	a	1936		1945				1953	2000			2014		2020			2031	2045

NOTES (see introductory pages for explanation of train operator codes and standard symbols)

- a Arrival time
- d Departure time
- s Stops to set down only
- c Arrives 3 minutes earlier

B From Norwich, see table 8

Ipswich, Harwich, Walton-on-the-Naze, Clacton-on-Sea, Colchester, Braintree, Witham and Chelmsford to London

Mondays to Fridays

Operator Train ID Days of operation/Notes 1st Class/Reservations/Bus Catering facilities	LE 2F89	LE 2A51	LE 1Y59	LE 2A53	LE 1P63 B □◇ ▣	LE 1Y59	LE 1F73	LE 2N39	LE 1F97	LE 1P65 B ◇	LE 2F97	LE 1N59	LE 2A55	LE 2F95	LE 1F75	LE 2F97	LE 2N92 F	LE 2A57
Ipswich (IPS)	d		1935		1942					2010				2022				
Harwich Town (HWC)	d	1903		1928									2003					2028
Dovercourt (DVC)	d	1905		1930									2005					2030
Harwich International (HPQ)	d	1908		1933									2008					2033
Wrabness (WRB)	d	1914		1939									2014					2039
Mistley (MIS)	d	1920		1945									2020					2045
Manningtree (MNG) 2	d	1925a	1945	1950a	1951					2020			2025a	2032				2050a
Clacton-on-Sea (CLT)	d											2005						
Walton-on-the-Naze (WON)	d							1919			1956							2033
Frinton-on-Sea (FRI)	d							1922			1959							2036
Kirby Cross (KBX)	d							1925			2006e							2042c
Thorpe-le-Soken (TLS) 1	a	←						1931			2012	2013				←		2048
Thorpe-le-Soken (TLS) 1	d	1915									2017	2013						2017
Weeley (WEE)	d	1919									→							2021
Great Bentley (GRB)	d	1922																2024
Alresford (Essex) (ALR)	d	1926																2028
Wivenhoe (WIV) 3	d	1930										2023						2032
Hythe (HYH)	d	1934																2036
Colchester Town (CET)	a	1938																2040
Colchester Town (CET)	d	1942							2000							2035	2044	
Colchester (COL) 4	a	1950		1954		2000			2011	2028		2031		2045	2042	2052		
Colchester (COL) 4	d			1954		2001			2012	2030		2033						2050
Marks Tey (MKT) 2	d			2000					2018									2056
Kelvedon (KEL)	d								2023									2101
Braintree (BTR)	d							2011										
Braintree Freeport (BTP)	d							2013										
Cressing (CES)	d							2016										
White Notley (WNY)	d							2019										
Witham (WTM) 2	a			2010		←		2026		2029		2045						2107
Witham (WTM) 2	d			2016		2016	2027		2030			2046						2107
Hatfield Peverel (HAP)	d			→					2034									
Chelmsford (CHM) 3	d					2020	2025	2036	2041			2056						2116
Ingatestone (INT)	d						2032					2102						
Shenfield (SNF) 3	a						2037	2046		2051		2108						2126
Romford (RMF)	a																	
Stratford (SRA)	a					2044s	2053			2107		2123						2143
London Liverpool Street (LST)	a					2054	2101	2112		2115	2119	2131						2151

NOTES (see introductory pages for explanation of train operator codes and standard symbols)

- a Arrival time
- d Departure time
- s Stops to set down only
- c Arrives 3 minutes earlier
- e Arrives 4 minutes earlier

- B From Norwich, see table 8
- F To Clacton-on-Sea

Ipswich, Harwich, Walton-on-the-Naze, Clacton-on-Sea, Colchester, Braintree, Witham and Chelmsford to London

Mondays to Fridays

Operator Train ID Days of operation/Notes 1st Class/Reservations/Bus Catering facilities	LE 1P67 B 1◇ 1P	LE 1F77	LE 2F99	LE 1A97	LE 2A48 G	LE 1P69 B ◇	LE 2F03	LE 1N63	LE 2F93	LE 2F21	LE 2L83 H	LE 2F03	LE 2A61	LE 1P71 B 1◇ 1P	LE 1F79	LE 1F81	LE 2F07	LE 1N67	
Ipswich (IPS)	d	2045			2103	2110								2128					2144
Harwich Town (HWC)	d																		
Dovercourt (DVC)	d																		
Harwich International (HPQ)	d				2045	2129a													
Wrabness (WRB)	d																		
Mistley (MIS)	d																		
Manningtree (MNG)	2 d	2054			2058	2120													
Clacton-on-Sea (CLT)	d									2105									
Walton-on-the-Naze (WON)	d								2100										2200
Frinton-on-Sea (FRI)	d								2103										2203
Kirby Cross (KBX)	d								2106										2206
Thorpe-le-Soken (TLS)	1 a								2112	2113									2212
Thorpe-le-Soken (TLS)	1 d								2117	2113									2217
Weeley (WEE)	d																		2217
Great Bentley (GRB)	d																		2217
Great Bentley (GRB)	d																		2217
Alresford (Essex) (ALR)	d																		2217
Wivenhoe (WIV)	3 d																		2217
Hythe (HYH)	d																		2217
Colchester Town (CET)	a																		2217
Colchester Town (CET)	d																		2217
Colchester (COL)	4 a	2102			2100	2107			2128	2131	2136	2142	2151	2144					2200
Colchester (COL)	4 d	2103			2107	2107			2128	2131	2136	2142	2151	2144					2200
Marks Tey (MKT)	2 d								2112	2130		2143		2202					2207
Kelvedon (KEL)	d								2118			2149							2218
Kelvedon (KEL)	d								2123			2154							2223
Braintree (BTR)	d																		2200
Braintree Freeport (BTP)	d																		2202
Cressing (CES)	d																		2205
White Notley (WNY)	d																		2208
Witham (WTM)	2 a								2115	2129									2215
Witham (WTM)	2 d								2116	2129									2215
Witham (WTM)	2 d								2116	2129									2215
Hatfield Peverel (HAP)	d																		2215
Chelmsford (CHM)	3 d	2121	2126		2140														2215
Chelmsford (CHM)	3 d	2121	2126		2140														2215
Ingatestone (INT)	d																		2215
Ingatestone (INT)	d																		2215
Shenfield (SNF)	3 a								2138	2150									2215
Romford (RMF)	a																		2215
Romford (RMF)	a																		2215
Stratford (SRA)	7 a	2147s	2153		2206														2245s
Stratford (SRA)	7 a	2147s	2153		2206														2245s
London Liverpool Street (LST)	15 a	2155	2201		2214				2218	2231		2245		2255	2301	2314			2322

NOTES (see introductory pages for explanation of train operator codes and standard symbols)

- a Arrival time
- d Departure time
- s Stops to set down only

- B From Norwich, see table 8
- G From Cambridge, see table 12
- H From Peterborough, see table 12

Ipswich, Harwich, Walton-on-the-Naze, Clacton-on-Sea, Colchester, Braintree, Witham and Chelmsford to London

Mondays to Fridays

Operator Train ID Days of operation/Notes 1st Class/Reservations/Bus	LE 2Y65	LE 2F07	LE 2F09	LE 2A63	LE 1P73 B B ◇	LE 2F11	LE 2N96 F	LE 2N95	LE 2L85 H	LE 2F17	LE 2F15	LE 2F19
Ipswich (IPS)	d	2223			2243				2322			
Harwich Town (HWC)	d			2228						2328		
Dovercourt (DVC)	d			2230						2330		
Harwich International (HPQ)	d			2233						2333		
Wrabness (WRB)	d			2239						2339		
Mistley (MIS)	d			2245						2345		
Manningtree (MNG)	d	2233		2250a	2253				2331	2350		
Clacton-on-Sea (CLT)	d							2305				
Walton-on-the-Naze (WON)	d						2300					
Frinton-on-Sea (FRI)	d						2303					
Kirby Cross (KBX)	d						2306					
Thorpe-le-Soken (TLS)	a						2312	2313				
Thorpe-le-Soken (TLS)	d	2217						2313				
Weeley (WEE)	d	2221						2317				
Great Bentley (GRB)	d	2224						2320				
Alresford (Essex) (ALR)	d	2228						2324				
Wivenhoe (WIV)	d	2232						2328				
Hythe (HYH)	d	2236						2332				
Colchester Town (CET)	a	2240										
Colchester Town (CET)	d	2244				2300						
Colchester (COL)	a	2242	2252		2301	2307		2338	2341	2359		
Colchester (COL)	d	2243			2303							
Marks Tey (MKT)	d	2249										
Kelvedon (KEL)	d	2254										
Braintree (BTR)	d		2256								2345	0027
Braintree Freeport (BTP)	d		2258								2347	0029
Cressing (CES)	d		2301								2350	0032
White Notley (WNY)	d		2304								2353	0035
Witham (WTM)	a	2300	2312		2315						0001	0043
Witham (WTM)	d	2300			2315							
Hatfield Peverel (HAP)	d											
Chelmsford (CHM)	d	2309			2325							
Ingatestone (INT)	d											
Shenfield (SNF)	a	2319			2336							
Romford (RMF)	a	2328										
Stratford (SRA)	a	2337			2353s							
London Liverpool Street (LST)	a	2348			0003							

NOTES (see introductory pages for explanation of train operator codes and standard symbols)

- a Arrival time
- d Departure time
- s Stops to set down only

- B From Norwich, see table 8
- F To Clacton-on-Sea
- H From Peterborough, see table 12

Ipswich, Harwich, Walton-on-the-Naze, Clacton-on-Sea, Colchester, Braintree, Witham and Chelmsford to London

Saturdays

Operator Train ID Days of operation/Notes 1st Class/Reservations/Bus	LE 2F01 A	LE 1F01	LE 1F03	LE 2N01	LE 1P01 B ◇	LE 2F05	LE 2F95	LE 1P03 B ◇	LE 2F09	LE 1N07	LE 2F07	LE 2F09	LE 2N02 J	LE 2A03	LE 1P05 B ◇	LE 1F09	LE 1Y05	LE 2A04
Ipswich (IPS)	d				0541			0610							0641		0652	0659
Harwich Town (HWC)	d													0626				
Dovercourt (DVC)	d													0628				
Harwich International (HPQ)	d													0631				0727a
Wrabness (WRB)	d													0637				
Mistley (MIS)	d													0643				
Manningtree (MNG)	2 d				0551			0620						0648a	0651		0702	
Clacton-on-Sea (CLT)	d			0530						0605			0624					
Walton-on-the-Naze (WON)	d								0600									
Frinton-on-Sea (FRI)	d								0603									
Kirby Cross (KBX)	d								0606									
Thorpe-le-Soken (TLS)	1 a			0538					0612	0613		←	0632					
Thorpe-le-Soken (TLS)	1 d			0538					0617	0613		→	0617					
Weeley (WEE)	d								→					0621				
Great Bentley (GRB)	d													0624				
Alresford (Essex) (ALR)	d													0628				
Wivenhoe (WIV)	3 d			0548						0624				0632				
Hythe (HYH)	d													0636				
Colchester Town (CET)	a													0640				
Colchester Town (CET)	d											0635	0644					
Colchester (COL)	4 a			0557	0559			0628		0632	0642	0652			0659		0711	
Colchester (COL)	4 d	0443	0512	0543		0601		0607	0630		0633	0643			0701		0712	
Marks Tey (MKT)	2 d	0449	0518	0549				0613				0649					0718	
Kelvedon (KEL)	d	0454	0523	0554				0618				0654					0723	
Braintree (BTR)	d							0600									0700	
Braintree Freeport (BTP)	d							0602									0702	
Cressing (CES)	d							0605									0705	
White Notley (WNY)	d							0608									0708	
Witham (WTM)	2 a	0500	0529	0600				0616	0624		0645	0700					0715	0729
Witham (WTM)	2 d	0500	0529	0600					0624		0646	0700					0716	0729
Hatfield Peverel (HAP)	d	0504	0533	0604					0628									0733
Chelmsford (CHM)	3 d	0511	0540	0611		0619		0635			0655	0709			0719	0725	0740	
Ingatestone (INT)	d	0518	0547	0618							0702						0732	
Shenfield (SNF)	3 a	0523	0552	0623				0645			0707	0719					0737	0750
Romford (RMF)	a	0532						0654				0728						
Straford (SRA)	7 a	0543	0608	0639		0643s		0703			0723	0737			0743s	0753	0805	
London Liverpool Street (LST)	15 a	0551	0617	0647		0651		0711	0715		0731	0746			0751	0801	0813	

NOTES (see introductory pages for explanation of train operator codes and standard symbols)

- a Arrival time
d Departure time
s Stops to set down only

- A Also calls at Seven Kings 0537
B From Norwich, see table 8
J To Walton-on-the-Naze

Ipswich, Harwich, Walton-on-the-Naze, Clacton-on-Sea, Colchester, Braintree, Witham and Chelmsford to London

Saturdays

Operator Train ID Days of operation/Notes 1st Class/Reservations/Bus Catering facilities	LE 1P07 B ◇ ⏏	LE 2F11	LE 1N15	LE 2A95	LE 2F11	LE 2A07	LE 1P13 B ⏏◇ ⏏	LE 2W06 E	LE 1F21	LE 2F13	LE 1Y07	LE 1P15 B ⏏◇ ⏏	LE 2F17	LE 1N29	LE 2F15	LE 2F17	LE 2A25	LE 1P19 B ⏏	
Ipswich (IPS)	d	0710					0741					0752	0810						0841
Harwich Town (HWC)	d					0726													0826
Dovercourt (DVC)	d					0728													0828
Harwich International (HPQ)	d			0720		0731		0750											0831
Wrabness (WRB)	d					0737		0756											0837
Mistley (MIS)	d					0743		0802											0843
Manningtree (MNG) 2	d	0720		0733		0748a	0751					0802	0820						0848a
Clacton-on-Sea (CLT)	d			0705												0805			
Walton-on-the-Naze (WON)	d		0700										0800						
Frinton-on-Sea (FRI)	d		0703										0803						
Kirby Cross (KBX)	d		0706										0806						
Thorpe-le-Soken (TLS) 1	a		0712	0713		←							0812	0813				←	
Thorpe-le-Soken (TLS) 1	d		0717	0713		0717							0817	0813				0817	
Weeley (WEE)	d		↘			0721							↘					0821	
Great Bentley (GRB)	d					0724												0824	
Alresford (Essex) (ALR)	d					0728												0828	
Wivenhoe (WIV) 3	d			0724		0732								0824				0832	
Hythe (HYH)	d					0736												0836	
Colchester Town (CET)	a					0740												0840	
Colchester Town (CET)	d					0744				0800							0835	0844	
Colchester (COL) 4	a	0728		0732	0742	0752		0759		0807	0811	0828		0832	0842	0852			0859
Colchester (COL) 4	d	0730		0733	0743			0801			0812	0830		0833	0843				0901
Marks Tey (MKT) 2	d					0749					0818							0849	
Kelvedon (KEL)	d					0754					0823							0854	
Braintree (BTR)	d								0800										
Braintree Freeport (BTP)	d								0802										
Cressing (CES)	d								0805										
White Notley (WNY)	d								0808										
Witham (WTM) 2	a			0745	0800				0815		0829			0845	0900				
Witham (WTM) 2	d			0746	0800				0816		0829			0846	0900				
Hatfield Peverel (HAP)	d										0833								
Chelmsford (CHM) 3	d			0755	0809			0819	0825		0840			0855	0909				0919
Ingatestone (INT)	d			0802					0832					0902					
Shenfield (SNF) 3	a			0807	0819				0837		0850			0907	0919				
Romford (RMF)	a				0828														0928
Stratford (SRA)	a			0823	0837			0843s	0853		0905			0923	0937				0943s
London Liverpool Street (LST)	a	0815		0831	0846			0851	0901		0913	0915		0931	0946				0951

NOTES (see introductory pages for explanation of train operator codes and standard symbols)

- a Arrival time
- d Departure time
- s Stops to set down only

- B From Norwich, see table 8
- E To Cambridge, see table 12

Ipswich, Harwich, Walton-on-the-Naze, Clacton-on-Sea, Colchester, Braintree, Witham and Chelmsford to London

Saturdays

Operator Train ID Days of operation/Notes 1st Class/Reservations/Bus Catering facilities	LE 1F31	LE 2F19	LE 1Y33	LE 1P21 B B B	LE 9P91 B B B	LE 2F23	LE 1N31	LE 2F21	LE 2F23	LE 2A27	LE 1P23 B B B	LE 1F37	LE 2F25	LE 1Y35	LE 1P25 B B B	LE 2F29	LE 1N33	LE 2F27
Ipswich (IPS)	d		0852	0910	0933						0944			0952	1010			
Harwich Town (HWC)	d									0926								
Dovercourt (DVC)	d									0928								
Harwich International (HPQ)	d									0931								
Wrabness (WRB)	d									0937								
Mistley (MIS)	d									0943								
Manningtree (MNG) 2	d		0902	0920						0948a	0954			1002	1019			
Clacton-on-Sea (CLT)	d						0905											1005
Walton-on-the-Naze (WON)	d					0900												1000
Frinton-on-Sea (FRI)	d					0903												1003
Kirby Cross (KBX)	d					0906												1006
Thorpe-le-Soken (TLS) 1	a					0912	0913		←									1012
Thorpe-le-Soken (TLS) 1	d					0917	0913		→	0917								1017
Weeley (WEE)	d					→				0921								→
Great Bentley (GRB)	d									0924								
Alresford (Essex) (ALR)	d									0928								
Wivenhoe (WIV) 3	d						0924			0932								1024
Hythe (HYH)	d									0936								
Colchester Town (CET)	a									0940								
Colchester Town (CET)	d	0900						0935	0944				1000					1035
Colchester (COL) 4	a	0907	0911	0928			0932	0942	0952		1002		1007	1011	1028			1032
Colchester (COL) 4	d		0912	0930			0933	0950			1003			1012	1030			1033
Marks Tey (MKT) 2	d		0918					0956						1018				1049
Kelvedon (KEL)	d		0923					1001						1023				1054
Braintree (BTR)	d	0900										1000						
Braintree Freeport (BTP)	d	0902										1002						
Cressing (CES)	d	0905										1005						
White Notley (WNY)	d	0908										1008						
Witham (WTM) 2	a	0915	0929				0945	1007				1015		1029				1045
Witham (WTM) 2	d	0916	0929				0946	1007				1016		1029				1046
Hatfield Peverel (HAP)	d		0933											1033				
Chelmsford (CHM) 3	d	0925	0940				0955	1016			1021	1025		1040				1055
Ingatestone (INT)	d	0932					1001					1032						1102
Shenfield (SNF) 3	a	0937	0950				1007	1027				1037		1050				1107
Romford (RMF)	a							1040										1128
Stratford (SRA)	a	0953	1005				1027	1049			1045s	1053		1105				1123
London Liverpool Street (LST)	a	1001	1013	1015	1030		1035	1057			1053	1101		1113	1115			1131

NOTES (see introductory pages for explanation of train operator codes and standard symbols)

- a Arrival time
d Departure time
s Stops to set down only

B From Norwich, see table 8

Ipswich, Harwich, Walton-on-the-Naze, Clacton-on-Sea, Colchester, Braintree, Witham and Chelmsford to London

Saturdays

Operator Train ID Days of operation/Notes 1st Class/Reservations/Bus Catering facilities	LE 2F29	LE 2A29	LE 1P27 B B B	LE 1F39	LE 2F31	LE 1Y37	LE 1P29 B B B	LE 2F35	LE 1N35	LE 2F33	LE 2F35	LE 2A31	LE 1P31 B B B	LE 1F41	LE 2F37	LE 1Y39	LE 1P33 B B B	LE 2F41
Ipswich (IPS)	d		1041			1052	1110						1141			1150	1210	
Harwich Town (HWC)	d	1026										1126						
Dovercourt (DVC)	d	1028										1128						
Harwich International (HPQ)	d	1031										1131						
Wrabness (WRB)	d	1037										1137						
Mistley (MIS)	d	1043										1143						
Manningtree (MNG) 2	d	1048a	1051			1102	1119					1148a	1151			1202	1219	
Clacton-on-Sea (CLT)	d								1105									
Walton-on-the-Naze (WON)	d							1100										1200
Frinton-on-Sea (FRI)	d							1103										1203
Kirby Cross (KBX)	d							1106										1206
Thorpe-le-Soken (TLS) 1	a	←						1112	1113		←							1212
Thorpe-le-Soken (TLS) 1	d	1017						1117	1113		1117							1217
Weeley (WEE)	d	1021						→			1121							→
Great Bentley (GRB)	d	1024									1124							
Alresford (Essex) (ALR)	d	1028									1128							
Wivenhoe (WIV) 3	d	1032							1124		1132							
Hythe (HYH)	d	1036									1136							
Colchester Town (CET)	a	1040									1140							
Colchester Town (CET)	d	1044			1100					1135	1144				1200			
Colchester (COL)	a	1052		1100	1107	1111	1128		1132	1142	1152		1159		1207	1211	1228	
Colchester (COL) 4	d		1101			1112	1130		1133	1143			1201			1212	1230	
Marks Tey (MKT) 2	d					1118				1149						1218		
Kelvedon (KEL)	d					1123				1154						1223		
Braintree (BTR)	d			1100										1200				
Braintree Freeport (BTP)	d			1102										1202				
Cressing (CES)	d			1105										1205				
White Notley (WNY)	d			1108										1208				
Witham (WTM) 2	a			1115		1129			1145	1200				1215		1229		
Witham (WTM) 2	d			1116		1129			1146	1200				1216		1229		
Hatfield Peverel (HAP)	d					1133										1233		
Chelmsford (CHM) 3	d		1119	1125		1140			1155	1209		1219	1225		1240			
Ingatestone (INT)	d			1132					1202				1232					
Shenfield (SNF) 3	a			1137		1150			1207	1219			1237		1250			
Romford (RMF)	a									1228								
Stratford (SRA)	a		1143s	1153		1205			1223	1237		1243s	1253		1305			
London Liverpool Street (LST)	a		1151	1201		1213	1215		1231	1246			1251	1301		1313	1315	

NOTES (see introductory pages for explanation of train operator codes and standard symbols)

- a Arrival time
d Departure time
s Stops to set down only

B From Norwich, see table 8

Ipswich, Harwich, Walton-on-the-Naze, Clacton-on-Sea, Colchester, Braintree, Witham and Chelmsford to London

Saturdays

Operator Train ID Days of operation/Notes 1st Class/Reservations/Bus Catering facilities	LE 1N37	LE 2F39	LE 2F41	LE 2A33	LE 1P35 B □◇ ⌂	LE 1F43	LE 2F43	LE 1Y41	LE 1P37 B □◇ ⌂	LE 2F47	LE 1N39	LE 2F45	LE 2F47	LE 2A35	LE 1P39 B □◇ ⌂	LE 1F45	LE 2F49	LE 1Y43	
Ipswich (IPS)	d				1241			1252	1310							1341			1352
Harwich Town (HWC)	d			1226											1326				
Dovercourt (DVC)	d			1228											1328				
Harwich International (HPQ)	d			1231											1331				
Wrabness (WRB)	d			1237											1337				
Mistley (MIS)	d			1243											1343				
Manningtree (MNG) 2	d			1248a	1251			1302	1320						1348a	1351			1402
Clacton-on-Sea (CLT)	d	1205											1305						
Walton-on-the-Naze (WON)	d									1300									
Frinton-on-Sea (FRI)	d									1303									
Kirby Cross (KBX)	d									1306									
Thorpe-le-Soken (TLS) 1	a	1213		←						1312	1313		←						
Thorpe-le-Soken (TLS) 1	d	1213		1217						1317	1313		1317						
Weeley (WEE)	d			1221						→			1321						
Great Bentley (GRB)	d			1224									1324						
Alresford (Essex) (ALR)	d			1228									1328						
Wivenhoe (WIV) 3	d	1224		1232							1324		1332						
Hythe (HYH)	d			1236									1336						
Colchester Town (CET)	a			1240									1340						
Colchester Town (CET)	d		1235	1244				1300				1335	1344					1400	
Colchester (COL)	a	1232	1242	1252		1259		1307	1311	1328		1332	1342	1352		1359		1407	1411
Colchester (COL) 4	d	1233	1243			1301			1312	1330		1333	1343			1401			1412
Marks Tey (MKT) 2	d		1249						1318				1349						1418
Kelvedon (KEL)	d		1254						1323				1354						1423
Braintree (BTR)	d							1300											1400
Braintree Freeport (BTP)	d							1302											1402
Cressing (CES)	d							1305											1405
White Notley (WNY)	d							1308											1408
Witham (WTM) 2	a	1245	1300					1315		1329		1345	1400						1415
Witham (WTM) 2	d	1246	1300					1316		1329		1346	1400						1416
Hatfield Peverel (HAP)	d									1333									1433
Chelmsford (CHM) 3	d	1255	1309			1319	1325		1340			1355	1409			1419	1425		1440
Ingatestone (INT)	d	1302					1332					1402							1432
Shenfield (SNF) 3	a	1307	1319				1337			1350		1407	1419						1437
Romford (RMF)	a		1328										1428						
Stratford (SRA)	a	1323	1337			1343s	1353		1405			1423	1437			1443s	1453		1505
London Liverpool Street (LST)	a	1331	1346			1351	1401		1413	1415		1431	1446			1451	1501		1513

NOTES (see introductory pages for explanation of train operator codes and standard symbols)

- a Arrival time
- d Departure time
- s Stops to set down only

B From Norwich, see table 8

Ipswich, Harwich, Walton-on-the-Naze, Clacton-on-Sea, Colchester, Braintree, Witham and Chelmsford to London

Saturdays

Operator Train ID Days of operation/Notes 1st Class/Reservations/Bus Catering facilities	LE 1P41 B 1◇ Ⓜ	LE 2F53	LE 1N41	LE 2F51	LE 2F53	LE 2A37	LE 1P43 B 1◇ Ⓜ	LE 1F47	LE 2F55	LE 1Y45	LE 1P45 B 1◇ Ⓜ	LE 2F59	LE 1N43	LE 2F57	LE 2F59	LE 2A39	LE 1P47 B 1◇ Ⓜ	LE 1F51
Ipswich (IPS)	d	1410					1441			1452	1510						1541	
Harwich Town (HWC)	d					1426										1526		
Dovercourt (DVC)	d					1428										1528		
Harwich International (HPQ)	d					1431										1531		
Wrabness (WRB)	d					1437										1537		
Mistley (MIS)	d					1443										1543		
Manningtree (MNG) 2	d	1419				1448a	1451			1502	1519					1548a	1551	
Clacton-on-Sea (CLT)	d			1405									1505					
Walton-on-the-Naze (WON)	d		1400									1500						
Frinton-on-Sea (FRI)	d		1403									1503						
Kirby Cross (KBX)	d		1406									1506						
Thorpe-le-Soken (TLS) 1	a		1412	1413	←							1512	1513	←				
Thorpe-le-Soken (TLS) 1	d		1417	1413	1417							1517	1513	1517				
Weeley (WEE)	d		↘		1421							↘		1521				
Great Bentley (GRB)	d				1424									1524				
Alresford (Essex) (ALR)	d				1428									1528				
Wivenhoe (WIV) 3	d			1424	1432								1524	1532				
Hythe (HYH)	d				1436									1536				
Colchester Town (CET)	a				1440									1540				
Colchester Town (CET)	d				1435	1444			1500				1535	1544				
Colchester (COL) 4	a	1428		1432	1442	1452		1459	1507	1511	1528		1532	1542	1552		1559	
Colchester (COL) 4	d	1430		1433	1443		1501			1512	1530		1533	1543			1601	
Marks Tey (MKT) 2	d				1449					1518				1549				
Kelvedon (KEL)	d				1454					1523				1554				
Braintree (BTR)	d							1500										1600
Braintree Freeport (BTP)	d							1502										1602
Cressing (CES)	d							1505										1605
White Notley (WNY)	d							1508										1608
Witham (WTM) 2	a			1445	1500			1515		1529			1545	1600				1615
Witham (WTM) 2	d			1446	1500			1516		1529			1546	1600				1616
Hatfield Peverel (HAP)	d									1533								
Chelmsford (CHM) 3	d			1455	1509		1519	1525	1540				1555	1609			1619	1625
Ingatstone (INT)	d			1502				1532					1602					1632
Shenfield (SNF) 3	a			1507	1519			1537	1550				1607	1619				1637
Romford (RMF)	a				1528									1628				
Stratford (SRA)	a			1523	1537		1543s	1553	1605				1623	1637			1643s	1653
London Liverpool Street (LST)	a	1515		1531	1546		1551	1601	1613	1615			1631	1646			1651	1701

NOTES (see introductory pages for explanation of train operator codes and standard symbols)

- a Arrival time
- d Departure time
- s Stops to set down only

B From Norwich, see table 8

Ipswich, Harwich, Walton-on-the-Naze, Clacton-on-Sea, Colchester, Braintree, Witham and Chelmsford to London

Saturdays

Operator Train ID Days of operation/Notes 1st Class/Reservations/Bus Catering facilities	LE 2F61	LE 1Y47	LE 1P49 B B B	LE 2F65	LE 1N47	LE 2F63	LE 2F65	LE 2A41	LE 1P51 B B B	LE 1F57	LE 2F67	LE 1Y49	LE 1P53 B B B	LE 9P93 B B B	LE 2F73	LE 1N51	LE 2F71	LE 2F73
Ipswich (IPS)	d	1552	1610						1641			1652	1709	1733				
Harwich Town (HWC)	d							1626										
Dovercourt (DVC)	d							1628										
Harwich International (HPQ)	d							1631										
Wrabness (WRB)	d							1637										
Mistley (MIS)	d							1643										
Manningtree (MNG) 2	d	1602	1619					1648a	1651			1702	1719					
Clacton-on-Sea (CLT)	d				1605											1705		
Walton-on-the-Naze (WON)	d			1600											1700			
Frinton-on-Sea (FRI)	d			1603											1703			
Kirby Cross (KBX)	d			1606											1706			
Thorpe-le-Soken (TLS) 1	a			1612	1613		←								1712	1713		←
Thorpe-le-Soken (TLS) 1	d			1617	1613		1617								1717	1713		1717
Weeley (WEE)	d			←			1621								←			1721
Great Bentley (GRB)	d						1624											1724
Alresford (Essex) (ALR)	d						1628											1728
Wivenhoe (WIV) 3	d				1624		1632									1724		1732
Hythe (HYH)	d						1636											1736
Colchester Town (CET)	a						1640											1740
Colchester Town (CET)	d	1600				1635	1644				1700						1735	1744
Colchester (COL) 4	a	1607	1611	1628	1632	1642	1652		1700		1707	1711	1727			1732	1742	1752
Colchester (COL) 4	d		1612	1630	1633	1643			1701			1712	1730			1733	1750	
Marks Tey (MKT) 2	d		1618			1649						1718					1756	
Kelvedon (KEL)	d		1623			1654						1723					1801	
Braintree (BTR)	d									1700								
Braintree Freeport (BTP)	d									1702								
Cressing (CES)	d									1705								
White Notley (WNY)	d									1708								
Witham (WTM) 2	a	1629			1645	1700				1715		1729			1745	1807		
Witham (WTM) 2	d	1629			1646	1700				1716		1729			1746	1807		
Hatfield Peverel (HAP)	d		1633									1733						
Chelmsford (CHM) 3	d	1640			1655	1709		1719	1725		1740				1755	1816		
Ingatestone (INT)	d				1702				1732						1801			
Shenfield (SNF) 3	a	1650			1707	1719			1737		1750				1807	1827		
Romford (RMF)	a					1728												1840
Stratford (SRA)	a	1705			1723	1737			1743s	1753		1805			1827	1849		
London Liverpool Street (LST)	a	1713	1715		1731	1746			1751	1801		1813	1815	1830	1835	1857		

NOTES (see introductory pages for explanation of train operator codes and standard symbols)

- a Arrival time
d Departure time
s Stops to set down only

B From Norwich, see table 8

Ipswich, Harwich, Walton-on-the-Naze, Clacton-on-Sea, Colchester, Braintree, Witham and Chelmsford to London

Saturdays

Operator Train ID Days of operation/Notes 1st Class/Reservations/Bus Catering facilities	LE 2A45	LE 1P55 B ◇	LE 1F63	LE 2F77	LE 1Y51	LE 1P57 B ◇ Ⓜ	LE 2F81	LE 1N55	LE 2F79	LE 2F81	LE 2A49	LE 1P59 B ◇ Ⓜ	LE 1F69	LE 2F83	LE 1Y55	LE 1P61 B ◇ Ⓜ	LE 2F89	LE 1N57
Ipswich (IPS)	d	1744			1752	1811						1841			1852	1910		
Harwich Town (HWC)	d	1726									1826							
Dovercourt (DVC)	d	1728									1828							
Harwich International (HPQ)	d	1731									1831							
Wrabness (WRB)	d	1737									1837							
Mistley (MIS)	d	1743									1843							
Manningtree (MNG)	d	1748a	1754		1802	1820					1848a	1851			1902	1919		
Clacton-on-Sea (CLT)	d							1805										1905
Walton-on-the-Naze (WON)	d						1800											1900
Frinton-on-Sea (FRI)	d						1803											1903
Kirby Cross (KBX)	d						1806											1906
Thorpe-le-Soken (TLS)	a						1812	1813		←								1912
Thorpe-le-Soken (TLS)	d						1817	1813		1817								1917
Weeley (WEE)	d						→			1821								1913
Great Bentley (GRB)	d									1824								
Alresford (Essex) (ALR)	d									1828								
Wivenhoe (WIV)	d							1824		1832								1924
Hythe (HYH)	d									1836								
Colchester Town (CET)	a									1840								
Colchester Town (CET)	d			1800				1835	1844					1900				
Colchester (COL)	a	1802		1807	1811	1829		1832	1842	1852		1859		1907	1911	1928		1932
Colchester (COL)	d	1803			1812	1830		1833	1843			1901			1912	1930		1933
Marks Tey (MKT)	d				1818				1849						1918			
Kelvedon (KEL)	d				1823				1854						1923			
Braintree (BTR)	d		1800										1900					
Braintree Freeport (BTP)	d		1802										1902					
Cressing (CES)	d		1805										1905					
White Notley (WNY)	d		1808										1908					
Witham (WTM)	a		1815		1829		1845	1900					1915		1929			1945
Witham (WTM)	d		1816		1829		1846	1900					1916		1929			1946
Hatfield Peverel (HAP)	d				1833										1933			
Chelmsford (CHM)	d	1821	1825		1840		1855	1909			1919	1925	1940					1955
Ingatestone (INT)	d		1832				1902					1932						2002
Shenfield (SNF)	a		1837		1850		1907	1919				1937		1950				2007
Romford (RMF)	a							1928										
Stratford (SRA)	a	1845s	1853		1905		1923	1937			1943s	1953		2005				2023
London Liverpool Street (LST)	a	1853	1903		1913	1915	1933	1946				1951	2001		2013	2015		2031

NOTES (see introductory pages for explanation of train operator codes and standard symbols)

- a Arrival time
- d Departure time
- s Stops to set down only

B From Norwich, see table 8

Ipswich, Harwich, Walton-on-the-Naze, Clacton-on-Sea, Colchester, Braintree, Witham and Chelmsford to London

Saturdays

Operator Train ID Days of operation/Notes 1st Class/Reservations/Bus Catering facilities	LE 2F85	LE 2F89	LE 2A53	LE 1P63 B B B	LE 1F73	LE 2F91	LE 1Y61	LE 1Y63	LE 2F97	LE 1N59	LE 2F93	LE 2F97	LE 2A57	LE 1P67 B B B	LE 1F77	LE 1A97	LE 2F99	LE 2A48 G
Ipswich (IPS)	d			1941			1952	2009						2041				2101
Harwich Town (HWC)	d		1926										2026					
Dovercourt (DVC)	d		1928										2028					
Harwich International (HPQ)	d		1931										2031			2045		2127a
Wrabness (WRB)	d		1937										2037					
Mistley (MIS)	d		1943										2043					
Manningtree (MNG) 2	d		1948a	1951			2002	2019					2048a	2051		2058		
Clacton-on-Sea (CLT)	d									2005								
Walton-on-the-Naze (WON)	d								2000									
Frinton-on-Sea (FRI)	d								2003									
Kirby Cross (KBX)	d								2006									
Thorpe-le-Soken (TLS) 1	a		←						2012	2013			←					
Thorpe-le-Soken (TLS) 1	d	1917							2017	2013			2017					
Weeley (WEE)	d	1921							←				2021					
Great Bentley (GRB)	d	1924											2024					
Alresford (Essex) (ALR)	d	1928											2028					
Wivenhoe (WIV) 3	d	1932								2024			2032					
Hythe (HYH)	d	1936											2036					
Colchester Town (CET)	a	1940											2040					
Colchester Town (CET)	d	1935	1944			2000					2035	2044					2100	
Colchester (COL) 4	a	1942	1952		1959	2007	2011	2028		2032	2042	2052		2059		2107	2107	
Colchester (COL) 4	d	1943		2001			2012	2029		2033	2043			2101		2112		
Marks Tey (MKT) 2	d	1949					2018				2049					2118		
Kelvedon (KEL)	d	1954					2023				2054					2123		
Braintree (BTR)	d				2000										2100			
Braintree Freeport (BTP)	d				2002										2102			
Cressing (CES)	d				2005										2105			
White Notley (WNY)	d				2008										2108			
Witham (WTM) 2	a	2000			2015		2029			2045	2100				2115	2129		
Witham (WTM) 2	d	2000			2016		2029			2046	2100				2116	2129		
Hatfield Peverel (HAP)	d						2033									2133		
Chelmsford (CHM) 3	d	2009		2019	2025		2040			2055	2109			2119	2125	2140		
Ingatestone (INT)	d				2032					2102					2132			
Shenfield (SNF) 3	a	2019			2037		2050			2107	2119				2137	2150		
Romford (RMF)	a	2028									2128							
Stratford (SRA)	a	2037		2043s	2053		2105			2123	2137			2143s	2153	2205		
London Liverpool Street (LST)	a	2046		2051	2101		2113	2115		2131	2146			2151	2201	2213		

NOTES (see introductory pages for explanation of train operator codes and standard symbols)

- a Arrival time
- d Departure time
- s Stops to set down only

- B From Norwich, see table 8
- G From Cambridge, see table 12

Ipswich, Harwich, Walton-on-the-Naze, Clacton-on-Sea, Colchester, Braintree, Witham and Chelmsford to London

Saturdays

Operator Train ID Days of operation/Notes 1st Class/Reservations/Bus Catering facilities	LE 1Y65	LE 2F03	LE 1N63	LE 2F01	LE 2L83 H	LE 2F03	LE 2A61	LE 1P71 B B B B	LE 1F79	LE 2F05	LE 1Y67	LE 2F07	LE 1N67	LE 2Y65	LE 2F07	LE 2A63	LE 2F09	LE 1P73 B B B
Ipswich (IPS)	d	2109			2128			2141			2152			2223				2241
Harwich Town (HWC)	d						2126											2226
Dovercourt (DVC)	d						2128											2228
Harwich International (HPQ)	d						2131											2231
Wrabness (WRB)	d						2137											2237
Mistley (MIS)	d						2143											2243
Manningtree (MNG)	2 d	2119			2138		2148a	2151			2202			2233		2248a		2251
Clacton-on-Sea (CLT)	d			2105									2205					
Walton-on-the-Naze (WON)	d		2100									2200						
Frinton-on-Sea (FRI)	d		2103									2203						
Kirby Cross (KBX)	d		2106									2206						
Thorpe-le-Soken (TLS)	1 a		2112	2113		←						2212	2213				←	
Thorpe-le-Soken (TLS)	1 d		2117	2113		2117						2217	2213				2217	
Weeley (WEE)	d		←			2121						←						2221
Great Bentley (GRB)	d					2124												2224
Alresford (Essex) (ALR)	d					2128												2228
Wivenhoe (WIV)	3 d			2124		2132							2224					2232
Hythe (HYH)	d					2136												2236
Colchester Town (CET)	a					2140												2240
Colchester Town (CET)	d				2135	2144				2200								2244
Colchester (COL)	4 a	2128		2132	2142	2148	2152		2159	2207	2211		2232	2242				2252
Colchester (COL)	4 d	2129		2133	2143			2201				2212	2233	2243				2301
Marks Tey (MKT)	2 d					2149						2218		2249				
Kelvedon (KEL)	d					2154						2223		2254				
Braintree (BTR)	d								2200									2256
Braintree Freeport (BTP)	d								2202									2258
Cressing (CES)	d								2205									2301
White Notley (WNY)	d								2208									2304
Witham (WTM)	2 a			2145	2200				2215		2229		2245	2300				2312
Witham (WTM)	2 d			2146	2200				2216		2229		2246	2300				2315
Hatfield Peverel (HAP)	d											2233						
Chelmsford (CHM)	3 d			2155	2209			2219	2225		2240		2255	2309				2324
Ingatestone (INT)	d			2202					2232				2302					
Shenfield (SNF)	3 a			2207	2219				2237		2250		2307	2319				2334
Romford (RMF)	a				2228									2328				
Stratford (SRA)	7 a			2223	2237			2243s	2253		2305		2323	2337				2349s
London Liverpool Street (LST)	15 a	2215		2231	2246			2251	2301		2313		2331	2345				2358




NOTES (see introductory pages for explanation of train operator codes and standard symbols)

- a Arrival time
d Departure time
s Stops to set down only

- B From Norwich, see table 8
H From Peterborough, see table 12

Ipswich, Harwich, Walton-on-the-Naze, Clacton-on-Sea, Colchester, Braintree, Witham and Chelmsford to London

Saturdays

Operator Train ID Days of operation/Notes	LE 2F11	LE 2F13	LE 2N96 F	LE 2N95	LE 2L85 H	LE 2F17	LE 2F15	LE 2F19
Ipswich (IPS)	d	2315			2323			
Harwich Town (HWC)	d					2326		
Dovercourt (DVC)	d					2328		
Harwich International (HPQ) 	d					2331		
Wrabness (WRB)	d					2337		
Mistley (MIS)	d					2343		
Manningtree (MNG) 2	d	2325			2332	2348		
Clacton-on-Sea (CLT)	d			2305				
Walton-on-the-Naze (WON)	d		2300					
Frinton-on-Sea (FRI)	d		2303					
Kirby Cross (KBX)	d		2306					
Thorpe-le-Soken (TLS) 1 a	a		2312	2313				
Thorpe-le-Soken (TLS) 1 d	d			2313				
Weeley (WEE)	d			2317				
Great Bentley (GRB)	d			2320				
Alresford (Essex) (ALR)	d			2324				
Wivenhoe (WIV) 3 d	d			2328				
Hythe (HYH)	d			2332				
Colchester Town (CET)	a							
Colchester Town (CET)	d	2300						
Colchester (COL) 4 a	a	2307	2335	2338	2342	2357		
Colchester (COL) 4 d	d							
Marks Tey (MKT) 2 d	d							
Kelvedon (KEL)	d							
Braintree (BTR)	d					2347	0031	
Braintree Freeport (BTP)	d					2349	0033	
Cressing (CES)	d					2352	0036	
White Notley (WNY)	d					2355	0039	
Witham (WTM) 2 a	a					0003	0047	
Witham (WTM) 2 d	d							
Hatfield Peverel (HAP)	d							
Chelmsford (CHM) 3 d	d							
Ingatstone (INT)	d							
Shenfield (SNF) 3 a	a							
Romford (RMF)	a							
Stratford (SRA)  7 a	a							
London Liverpool Street (LST)  15 a	a							

NOTES (see introductory pages for explanation of train operator codes and standard symbols)

a Arrival time

d Departure time

F To Clacton-on-Sea

H From Peterborough, see table 12

Ipswich, Harwich, Walton-on-the-Naze, Clacton-on-Sea, Colchester, Braintree, Witham and Chelmsford to London

Sundays

Operator Train ID Days of operation/Notes 1st Class/Reservations/Bus	LE 2F93	LE 2F95	LE 1F05	LE 1A95	LE 1P13 B □◇	LE 2F03	LE 1N01	LE 2A90	LE 1Y07	LE 1P19 B □◇	LE 2F05	LE 2N03	LE 1N03	LE 1P21 B ◇	LE 2A03	LE 1Y09	LE 1P23 B □◇	LE 2F07
Ipswich (IPS)	d				0737			0801	0811	0841				0906		0911	0941	
Harwich Town (HWC)	d														0854			
Dovercourt (DVC)	d														0856			
Harwich International (HPQ)	d			0720				0826a							0859			
Wrabness (WRB)	d														0905			
Mistley (MIS)	d														0911			
Manningtree (MNG)	2 d			0733	0746				0821	0851					0916a	0921	0951	
Clacton-on-Sea (CLT)	d						0731						0835					
Walton-on-the-Naze (WON)	d												0830					
Frinton-on-Sea (FRI)	d												0833					
Kirby Cross (KBX)	d												0836					
Thorpe-le-Soken (TLS)	1 a						0739						0842	0843				
Thorpe-le-Soken (TLS)	1 d						0739							0843				
Weeley (WEE)	d																	
Great Bentley (GRB)	d						0744								0848			
Alresford (Essex) (ALR)	d						0748								0852			
Wivenhoe (WIV)	3 d						0752								0856			
Hythe (HYH)	d						0756								0900			
Colchester Town (CET)	a																	
Colchester Town (CET)	d																	
Colchester (COL)	4 a			0742	0755		0802		0830	0859			0906	0921		0930	0959	
Colchester (COL)	4 d	0657	0727	0742	0756		0803		0830	0900			0906	0922		0930	1000	
Marks Tey (MKT)	2 d	0703	0733				0809		0836				0913			0936		
Kelvedon (KEL)	d	0708	0738						0842							0942		
Braintree (BTR)	d					0759					0900							1000
Braintree Freeport (BTP)	d					0801					0902							1002
Cressing (CES)	d					0804					0905							1005
White Notley (WNY)	d					0807					0908							1008
Witham (WTM)	2 a	0714	0744	0754		0815	0818		0847		0916		0921			0947		1016
Witham (WTM)	2 d	0714	0744	0755			0818		0848				0922			0948		
Hatfield Peverel (HAP)	d		0718	0748					0852							0952		
Chelmsford (CHM)	3 d	0655	0725	0755	0804		0827		0859				0931			0959		
Ingatestone (INT)	d	0702	0732	0802					0905							1005		
Shenfield (SNF)	3 a	0707	0737	0807	0814		0837		0911				0941			1011		
Romford (RMF)	a	0718	0748															
Stratford (SRA)	7 a	0733	0803	0833	0848s		0903		0927	0939s			0957			1027	1039s	
London Liverpool Street (LST)	15 a	0743	0813	0843	0858	0900	0913		0935	0947			1005	1007		1035	1047	

NOTES (see introductory pages for explanation of train operator codes and standard symbols)

- a Arrival time
- d Departure time
- s Stops to set down only
- B From Norwich, see table 8

Ipswich, Harwich, Walton-on-the-Naze, Clacton-on-Sea, Colchester, Braintree, Witham and Chelmsford to London

Sundays

Operator Train ID Days of operation/Notes 1st Class/Reservations/Bus	LE 2N05	LE 1N05	LE 2A05	LE 1Y11	LE 1P27 B □◇	LE 2F09	LE 2N07	LE 1N07	LE 2A07	LE 1Y13	LE 1P31 B □◇	LE 2F11	LE 2N09	LE 1N09	LE 2A09	LE 1Y15	LE 1P35 B □◇	LE 2F13
Ipswich (IPS)	d			1011	1041					1111	1141					1211	1241	
Harwich Town (HWC)	d		0954						1054						1154			
Dovercourt (DVC)	d		0956						1056						1156			
Harwich International (HPQ)	d		0959						1059						1159			
Wrabness (WRB)	d		1005						1105						1205			
Mistley (MIS)	d		1011						1111						1211			
Manningtree (MNG) 2	d		1016a	1021	1051				1116a	1121	1151				1216a	1221	1251	
Clacton-on-Sea (CLT)	d		0935					1035						1135				
Walton-on-the-Naze (WON)	d	0930					1030						1130					
Frinton-on-Sea (FRI)	d	0933					1033						1133					
Kirby Cross (KBX)	d	0936					1036						1136					
Thorpe-le-Soken (TLS) 1 a	a	0942	0943				1042	1043					1142	1143				
Thorpe-le-Soken (TLS) 1 d	d		0943					1043						1143				
Weeley (WEE)	d																	
Great Bentley (GRB)	d		0948					1048						1148				
Alresford (Essex) (ALR)	d		0952					1052						1152				
Wivenhoe (WIV) 3 d	d		0956					1056						1156				
Hythe (HYH)	d		1000					1100						1200				
Colchester Town (CET)	a																	
Colchester Town (CET)	d																	
Colchester (COL) 4 a	a		1006		1030	1059		1106		1130	1159			1206		1230	1259	
Colchester (COL) 4 d	d		1006		1030	1100		1106		1130	1200			1206		1230	1300	
Marks Tey (MKT) 2 d	d		1013		1036			1113		1136				1213		1236		
Kelvedon (KEL)	d				1042					1142						1242		
Braintree (BTR)	d					1100						1200						1300
Braintree Freeport (BTP)	d					1102						1202						1302
Cressing (CES)	d					1105						1205						1305
White Notley (WNY)	d					1108						1208						1308
Witham (WTM) 2 a	a		1021		1047	1116		1121		1147		1216		1221		1247		1316
Witham (WTM) 2 d	d		1022		1048			1122		1148				1222		1248		
Hatfield Peverel (HAP)	d				1052					1152						1252		
Chelmsford (CHM) 3 d	d		1031		1059			1131		1159				1231		1259		
Ingatestone (INT)	d				1105					1205						1305		
Shenfield (SNF) 3 a	a		1041		1111			1141		1211				1241		1311		
Romford (RMF)	a																	
Stratford (SRA) 7 a	a		1057		1127	1139s		1157		1227	1239s			1257		1327	1339s	
London Liverpool Street (LST) 15 a	a		1105		1135	1147		1205		1235	1247			1305		1335	1347	




NOTES (see introductory pages for explanation of train operator codes and standard symbols)

- a Arrival time
- d Departure time
- s Stops to set down only

B From Norwich, see table 8

Ipswich, Harwich, Walton-on-the-Naze, Clacton-on-Sea, Colchester, Braintree, Witham and Chelmsford to London

Sundays

Operator Train ID Days of operation/Notes 1st Class/Reservations/Bus	LE 2N11	LE 1N11	LE 2A11	LE 1Y17	LE 1P39 B □◇	LE 2F15	LE 2N13	LE 1N13	LE 2A13	LE 1Y19	LE 1P43 B □◇	LE 2F17	LE 2N15	LE 1N15	LE 2A15	LE 1Y21	LE 1P47 B □◇	LE 2F19
Ipswich (IPS)	d			1311	1341					1411	1441					1511	1541	
Harwich Town (HWC)	d		1254						1354						1454			
Dovercourt (DVC)	d		1256						1356						1456			
Harwich International (HPQ) 	d		1259						1359						1459			
Wrabness (WRB)	d		1305						1405						1505			
Mistley (MIS)	d		1311						1411						1511			
Manningtree (MNG) 2	d		1316a	1321	1351				1416a	1421	1451				1516a	1521	1551	
Clacton-on-Sea (CLT)	d	1235						1335						1435				
Walton-on-the-Naze (WON)	d	1230					1330						1430					
Frinton-on-Sea (FRI)	d	1233					1333						1433					
Kirby Cross (KBX)	d	1236					1336						1436					
Thorpe-le-Soken (TLS) 1 a	a	1242	1243				1342	1343					1442	1443				
Thorpe-le-Soken (TLS) 1 d	d	1243						1343						1443				
Weeley (WEE)	d																	
Great Bentley (GRB)	d		1248					1348						1448				
Alresford (Essex) (ALR)	d		1252					1352						1452				
Wivenhoe (WIV) 3 d	d		1256					1356						1456				
Hythe (HYH)	d		1300					1400						1500				
Colchester Town (CET)	a																	
Colchester Town (CET)	d																	
Colchester (COL) 4 a	a	1306		1330	1359			1406	1430	1459				1506		1530	1559	
Colchester (COL) 4 d	d	1306		1330	1400			1406	1430	1500				1506		1530	1600	
Marks Tey (MKT) 2 d	d	1313		1336				1413	1436					1513		1536		
Kelvedon (KEL)	d			1342					1442						1542			
Braintree (BTR)	d					1400						1500						1600
Braintree Freeport (BTP)	d					1402						1502						1602
Cressing (CES)	d					1405						1505						1605
White Notley (WNY)	d					1408						1508						1608
Witham (WTM) 2 a	a	1321		1347		1416		1421	1447		1516			1521		1547		1616
Witham (WTM) 2 d	d	1322		1348				1422	1448					1522		1548		
Hatfield Peverel (HAP)	d			1352					1452							1552		
Chelmsford (CHM) 3 d	d	1331		1359				1431	1459					1531		1559		
Ingatestone (INT)	d			1405					1505							1605		
Shenfield (SNF) 3 a	a	1341		1411				1441	1511					1541		1611		
Romford (RMF)	a																	
Stratford (SRA)  7 a	a	1357		1427	1439s			1457	1527	1539s				1557		1627	1639s	
London Liverpool Street (LST)  15 a	a	1405		1435	1447			1505	1535	1547				1605		1635	1647	

NOTES (see introductory pages for explanation of train operator codes and standard symbols)

- a Arrival time
d Departure time
s Stops to set down only

B From Norwich, see table 8

Ipswich, Harwich, Walton-on-the-Naze, Clacton-on-Sea, Colchester, Braintree, Witham and Chelmsford to London

Sundays

Operator Train ID Days of operation/Notes 1st Class/Reservations/Bus	LE 2N17	LE 1N17	LE 1P49 B 1◇	LE 2A17	LE 1Y23	LE 1P51 B 1◇	LE 2F21	LE 2N19	LE 1N19	LE 1P53 B 1◇	LE 2A19	LE 1Y25	LE 1P55 B 1◇	LE 2F23	LE 2N21	LE 1N21	LE 2A21	LE 1Y27
Ipswich (IPS)	d		1605		1611	1641				1705		1711	1741					1811
Harwich Town (HWC)	d			1554							1654						1754	
Dovercourt (DVC)	d			1556							1656						1756	
Harwich International (HPQ)	d			1559							1659						1759	
Wrabness (WRB)	d			1605							1705						1805	
Mistley (MIS)	d			1611							1711						1811	
Manningtree (MNG) 2	d			1616a	1621	1651					1716a	1721	1751				1816a	1821
Clacton-on-Sea (CLT)	d	1535							1635							1735		
Walton-on-the-Naze (WON)	d	1530						1630							1730			
Frinton-on-Sea (FRI)	d	1533						1633							1733			
Kirby Cross (KBX)	d	1536						1636							1736			
Thorpe-le-Soken (TLS) 1 a	a	1542	1543					1642	1643						1742	1743		
Thorpe-le-Soken (TLS) 1 d	d		1543						1643							1743		
Weeley (WEE)	d																	
Great Bentley (GRB)	d		1548						1648							1748		
Alresford (Essex) (ALR)	d		1552						1652							1752		
Wivenhoe (WIV) 3 d	d		1556						1656							1756		
Hythe (HYH)	d		1600						1700							1800		
Colchester Town (CET)	a																	
Colchester Town (CET)	d																	
Colchester (COL) 4 a	a	1606	1620		1630	1659			1706	1720		1730	1759			1806		1830
Colchester (COL) 4 d	d	1606	1621		1630	1700			1706	1721		1730	1800			1806		1830
Marks Tey (MKT) 2 d	d		1613		1636				1713			1736				1813		1836
Kelvedon (KEL)	d				1642							1742						1842
Braintree (BTR)	d						1700							1800				
Braintree Freeport (BTP)	d						1702							1802				
Cressing (CES)	d						1705							1805				
White Notley (WNY)	d						1708							1808				
Witham (WTM) 2 a	a	1621			1647		1716		1721			1747		1816		1821		1847
Witham (WTM) 2 d	d	1622			1648				1722			1748				1822		1848
Hatfield Peverel (HAP)	d				1652							1752						1852
Chelmsford (CHM) 3 d	d	1631			1659				1731			1759				1831		1859
Ingatestone (INT)	d				1705							1805						1905
Shenfield (SNF) 3 a	a	1641			1711				1741			1811				1841		1911
Romford (RMF)	a																	
Stratford (SRA) 7 a	a	1657	1700s		1727	1739s			1757	1800s		1827	1839s			1857		1927
London Liverpool Street (LST) 15 a	a	1705	1709		1735	1747			1805	1809		1835	1847			1905		1935

NOTES (see introductory pages for explanation of train operator codes and standard symbols)

- a Arrival time
- d Departure time
- s Stops to set down only

B From Norwich, see table 8

Ipswich, Harwich, Walton-on-the-Naze, Clacton-on-Sea, Colchester, Braintree, Witham and Chelmsford to London

Sundays

Operator Train ID Days of operation/Notes 1st Class/Reservations/Bus	LE 1P59 B 1◇	LE 2F25	LE 2N23	LE 1N23	LE 2A23	LE 1Y29	LE 2L81 H	LE 1P63 B 1◇	LE 2F27	LE 2N25	LE 1N25	LE 2A25	LE 1Y31	LE 1A97	LE 1P67 B 1◇	LE 2F29	LE 2N27	LE 1N27
Ipswich (IPS)	d	1841				1911	1925	1941					2011		2041			
Harwich Town (HWC)	d				1854							1954						
Dovercourt (DVC)	d				1856							1956						
Harwich International (HPQ)	d				1859							1959	2030					
Wrabness (WRB)	d				1905							2005						
Mistley (MIS)	d				1911							2011						
Manningtree (MNG)	2 d	1851			1916a	1921	1934	1951				2016a	2021	2043	2051			
Clacton-on-Sea (CLT)	d			1835							1935						2035	
Walton-on-the-Naze (WON)	d		1830							1930							2030	
Frinton-on-Sea (FRI)	d		1833							1933							2033	
Kirby Cross (KBX)	d		1836							1936							2036	
Thorpe-le-Soken (TLS)	1 a		1842	1843						1942	1943						2042	
Thorpe-le-Soken (TLS)	1 d			1843							1943						2043	
Weeley (WEE)	d																	
Great Bentley (GRB)	d			1848							1948						2048	
Alresford (Essex) (ALR)	d			1852							1952						2052	
Wivenhoe (WIV)	3 d			1856							1956						2056	
Hythe (HYH)	d			1900							2000						2100	
Colchester Town (CET)	a																	
Colchester Town (CET)	d																	
Colchester (COL)	4 a	1859		1906		1930	1944	1959			2006		2030	2052	2059		2106	
Colchester (COL)	4 d	1900		1906		1930		2000			2006		2030	2052	2100		2106	
Marks Tey (MKT)	2 d			1913		1936					2013		2036				2113	
Kelvedon (KEL)	d					1942							2042					
Braintree (BTR)	d		1900						2000								2100	
Braintree Freeport (BTP)	d		1902						2002								2102	
Cressing (CES)	d		1905						2005								2105	
White Notley (WNY)	d		1908						2008								2108	
Witham (WTM)	2 a		1916	1921	1947				2016		2021	2047				2116	2121	
Witham (WTM)	2 d			1922	1948						2022	2048					2122	
Hatfield Peverel (HAP)	d				1952							2052						
Chelmsford (CHM)	3 d			1931	1959						2031	2059	2110				2131	
Ingatestone (INT)	d				2005							2105						
Shenfield (SNF)	3 a			1941	2011						2041	2111	2120				2141	
Romford (RMF)	a																	
Stratford (SRA)	7 a	1939s		1957	2027			2039s			2057	2127	2136s	2139s			2157	
London Liverpool Street (LST)	15 a	1947		2005	2035			2047			2105	2135	2144	2147			2205	















NOTES (see introductory pages for explanation of train operator codes and standard symbols)

- a Arrival time
- d Departure time
- s Stops to set down only

- B From Norwich, see table 8
- H From Peterborough, see table 12

Ipswich, Harwich, Walton-on-the-Naze, Clacton-on-Sea, Colchester, Braintree, Witham and Chelmsford to London

Sundays

Operator Train ID Days of operation/Notes 1st Class/Reservations/Bus	LE 2A92 G	LE 2A27	LE 1Y33	LE 2L83 H	LE 1P71 B □◇	LE 2F31	LE 2N29	LE 1N29	LE 2A29	LE 1Y35	LE 2N31	LE 2F89	LE 2F33	LE 1P73 B □◇	LE 2F91	
Ipswich (IPS)	d	2103		2111	2125	2141				2211				2246		
Harwich Town (HWC)	d		2054						2154						2254	
Dovercourt (DVC)	d		2056						2156						2256	
Harwich International (HPQ) 	d	2126a	2059						2159						2259	
Wrabness (WRB)	d		2105						2205						2305	
Mistley (MIS)	d		2111						2211						2311	
Manningtree (MNG) 	d		2116a	2120	2134	2151			2216a	2221				2255	2315	
Clacton-on-Sea (CLT)	d							2135				2230				
Walton-on-the-Naze (WON)	d						2130				2225					
Frinton-on-Sea (FRI)	d						2133				2228					
Kirby Cross (KBX)	d						2136				2231					
Thorpe-le-Soken (TLS) 	a						2142	2143			2237	2238				
Thorpe-le-Soken (TLS) 	d							2143				2238				
Weeley (WEE)	d															
Great Bentley (GRB)	d							2148								
Alresford (Essex) (ALR)	d							2152								
Wivenhoe (WIV) 	d							2156				2248				
Hythe (HYH)	d							2200				2252				
Colchester Town (CET)	a															
Colchester Town (CET)	d															
Colchester (COL) 	a			2130	2144	2159			2206		2230		2258		2303	2325
Colchester (COL) 	d			2130		2200			2206		2230				2304	
Marks Tey (MKT) 	d			2136					2213							
Kelvedon (KEL)	d			2142												
Braintree (BTR)	d						2200							2256		
Braintree Freeport (BTP)	d						2202							2258		
Cressing (CES)	d						2205							2301		
White Notley (WNY)	d						2208							2304		
Witham (WTM) 	a			2147			2216			2221		2247		2312	2316	
Witham (WTM) 	d			2148						2222		2248			2316	
Hatfield Peverel (HAP)	d			2152								2252				
Chelmsford (CHM) 	d			2159						2231		2259			2325	
Ingatstone (INT)	d			2205								2305				
Shenfield (SNF) 	a			2211						2241		2311			2335	
Romford (RMF)	a															
Stratford (SRA) 	a			2227		2239s			2257		2327				2350s	
London Liverpool Street (LST) 	a			2235		2247			2305		2335				2359	

NOTES (see introductory pages for explanation of train operator codes and standard symbols)

- a Arrival time
d Departure time
s Stops to set down only

- B From Norwich, see table 8
G From Cambridge, see table 12
H From Peterborough, see table 12